

## 56th Annual Avista-NAIA World Series • May 25 - June 1

### Table of Contents

Media Information.....	2
Qualifiers .....	3
Opening Round Results .....	4
Conference Tournament Results .....	5 - 6
All-Conference Teams .....	7 - 9
Gold Glove Teams .....	10
2011 Week-by-Week Ratings .....	11
2011 National Players of the Week .....	12
Team Pages.....	14 - 33
College of Idaho .....	14 - 15
Embry-Riddle (Fla.) .....	16 - 17
Lee (Tenn.) .....	18 - 19
Lewis-Clark State (Idaho) .....	20 - 21
LSU Shreveport (La.) .....	22 - 23
Oklahoma City .....	24 - 25
Point Park (Pa.) .....	26 - 27
Rogers State (Okla.) .....	28 - 29
South Carolina Beaufort.....	30 - 31
Tennessee Wesleyan.....	32 - 33
Championship History .....	34 - 48
Records.....	35 - 40
All-Time Participation .....	41 - 43
All-Time Results .....	44 - 48
All-Time All-Americans .....	49 - 54
Awards.....	55 - 56

### World Series Staff

NAIA President and CEO .....	Jim Carr
NAIA Administrator .....	Scott McClure
World Series Director .....	Brooke Cushman
NAIA Media Coordinator.....	Alan Grosbach
Media Coordinator .....	Logan Fowler
Media/SI Assistant.....	Bert Sahlberg
Official Scorer.....	Denny Grubb
Facility Coordinator.....	Mike Benke

### Credits

The 2012 Avista-NAIA World Series press book was written, edited, compiled and designed by Alan Grosbach, Manager of Communications & Sports Information. Additional assistance provided by Chad Waller, Director of Communications & Sports Information, Logan Fowler, World Series Media Coordinator, and Bert Sahlberg, World Series Media/Sports Information Assistant. Cover design by Kate Zackary, NAIA Marketing Intern.

A special thanks to championship team Sports Information Directors for their help.

### About Avista

For more than 120 years, Avista has been an active partner in the communities we serve. We provide electricity, natural gas and other energy services to more than 650,000 customers in eastern Washington, northern Idaho and parts of southern and eastern Oregon.

### Taking a Closer Look at 2012

• Forty-five teams qualified for the NAIA Baseball National Championship Opening Round, 29 of which earned an automatic berth by winning their respective conference/independent/unaffiliated group tournaments or regular-season championships. An additional 16 at-large selections – determined by the final NAIA Baseball Coaches' Top 25 Poll released May 6 – made up the field.

• Among the 45 teams selected, 15 played in their first Opening Round since the format was adopted in 2009. Newcomers included: Arizona Christian, Asbury (Ky.), Bacone (Okla.), Dakota State (S.D.), Freed-Hardeman (Tenn.), Georgetown (Ky.), Judson (Ill.), Lindsey Wilson (Ky.), Menlo (Calif.), Peru State (Neb.), Point Park (Pa.), Siena Heights (Mich.), Shorter (Ga.), Sterling (Kan.) and Tabor (Kan.). Point Park was the lone Opening Round newcomer to qualify for the World Series. The Pioneers won the Marion (Ind.) Bracket with a 7-5 victory over fifth-seeded Doane (Neb.) on May 12.

• Ten teams played in their fourth-straight Opening Round. Five of those teams qualified for Lewiston: Embry-Riddle (Fla.), Lee (Tenn.), LSU Shreveport (La.), Oklahoma City and Tennessee Wesleyan.

• Five of last year's nine World Series qualifiers return to the field, including Lee who is making its sixth-consecutive trip to Harris Field. Behind the Flames are Embry-Riddle and Oklahoma City with five-straight appearances. Rogers State (Okla.) and South Carolina Beaufort are making their program's first-ever appearance in Lewiston, while College of Idaho ends a 10-year drought and Point Park snaps a 14-year stretch without an appearance.

• Lee, LSU Shreveport and Point Park enter the field with 50-plus wins this season with the Flames pacing the group with 54, including their current three-game win streak. LSU Shreveport owns the field's top winning streak entering the tournament at 16 games dating back to April 13.

• LSU Shreveport's four losses are the least among the 10 World Series teams, followed by Lee and Point Park with 9 and Oklahoma City with 10. College of Idaho has the most defeats with 19.

• Five of the nine teams that qualified through Opening Round play were No. 1 seeds in their respective brackets, while three No. 3 seeds (Rogers State, South Carolina Beaufort, College of Idaho) and one No. 2 seed (Point Park) fill out the remainder of the field.

• Three of conferences will have multiple teams playing in the World Series. Oklahoma City and Rogers State represent the Sooner Athletic Conference, which sends multiple teams to Lewiston for the fourth-straight year, Embry-Riddle and South Carolina Beaufort hail from The Sun Conference, and Lewis-Clark State and College of Idaho represent the NAIA West (Unaffiliated Group No. 2).

• Host Lewis-Clark State (Idaho) owns the World Series record for appearances, playing in its 31st overall event and 14th straight. The Warriors have won the title a record 16 times and have a mark of 119-37 in the national championship.

• Other previous national championship winners included in the 2012 field are Oklahoma City (2005) and College of Idaho (1998).

• Defending national champion Concordia (Calif.) failed to advance out of the Opening Round after losing to Doane (Neb.), 6-5, in the Marion (Ind.) Bracket. This marks the second-straight year that the defending champion has failed to reach the World Series.

• Neulion, the NAIA's digital media partner and official video-streaming company of 10 select NAIA National Championship events, will be broadcasting all games at the 2012 Avista-NAIA World Series. Single day packages can be purchased for \$9.95, while an all-series pass is available for \$39.95.

### Celebrating 56 Years of NAIA Baseball

• Over the course of 56 years, the World Series has traveled to 10 different sites across eight states. This year marks the 13th consecutive and 21st overall that the event has been held in Lewiston, Idaho. From 1985 - 1991, teams embarked upon Lewiston and returned in 2000 to present day. St. Joseph, Mo., hosted the World Series for 13 years, with stints of eight and five years.


• Thirty different programs have won the baseball national championship, seven of which claimed the title multiple times. Lewis-Clark State leads all programs with 16 banners, followed by Grand Canyon (Ariz.) with four and Lewis (Ill.) with three. David Lipscomb (Tenn.), Lubbock Christian and Cumberland have each twice won the national championship.

• Twenty-two teams have played in the title game, but not taken home the title, including 2012 qualifiers Embry-Riddle (2005) and Lee (2008, 2010).

• Since the inaugural World Series in 1957, 41 states have been represented in the championship game. This includes Canadian provinces.

• The national championship has been pushed into extra innings five times, with the last happening in 2006. The longest title contest occurred in 1968 as William Jewell (Mo.) defeated Georgia Southern, 4-3, in 13 innings.

• Fifteen title games have been decided by one run with the last coming in 2010. Conversely, it has been 16 years since the national champion won by shutout.





# Media Information

## Press Box Seating

- SIDs are welcome to sit with their radio crews during broadcasts, but the only extra seating in the press box is when a radio crew isn't using a radio booth
- Daily seating charts will be posted in each radio booth and the main press box area

## Press Box Operating Hours

- The press box will open 60 minutes prior to the start of the first game each day and will remain open throughout the day

## Internet

- The press box operates on the LCSC-WLAN wireless network
- A limited number of LAN internet ports are available - SIDs are expected to supply their own ethernet cords
- A username and password are not needed

## Media Guides

- Media guides from participating teams that have been supplied will be available in the press box on a first-come, first-serve basis

## Radio

- There is 50 minutes between games and the breakdown is as follows:
  - 20 minutes for post-game wrap up and interviews
  - Seven minutes for equipment breakdown
  - Eight minutes for incoming crew setup
  - 15 minutes pregame coverage
- The booth assignments will be posted, but if radio stations want to work out different breakdown timing between games, it is allowed
- The schedule will be posted in both radio rooms and the main rooms of the press box each morning prior to the games

## Stats

- Stats will be available immediately following the games both in StatCrew and DakStat formats
- Game files will be immediately emailed to respective SIDs once made official
- Box scores will be immediately be posted to the NAIA website once made official
- SIDs who want to bring memory sticks for immediate downloads are allowed to do so
- Final books, which include box score and play-by-play, will be available postgame in the press box

## Printing

- If media or SIDs need to print, please be prepared with a jump drive

## Food

- Snacks and drinks will be available in the press box for all media and SIDs
- Media and SID passes will not be allowed for admission into the hospitality room
- Scheduled meals will not be served
- Various genre of food vendors will be serving throughout Harris Field for purchase
- Media and SIDs are allowed to bring in outside food and drinks

## Contact Information

Alan Grosbach, Avista-NAIA World Series NAIA Media Coordinator/SID .....	816-803-6275
Logan Fowler, Avista-NAIA World Series Media Coordinator/SID .....	208-791-1883
Bert Sahlberg, Avista-NAIA World Series Media/Sports Information Assistant .....	208-305-5332

## 2012 Baseball National Championship Qualifiers

### Avista-NAIA World Series Qualifiers - Listed Alphabetically

Team	2012 Record*	Opening Round Bracket	World Series Appearances	World Series Record	World Series Titles
College of Idaho	41-19	Azusa (Calif.) Bracket	5	13-7	1
Embry-Riddle (Fla.)	43-16	Daytona Beach (Fla.) Bracket	11	17-20	0
Lee (Tenn.)	54-9-1	Cleveland (Tenn.) Bracket	7	15-12	0
Lewis-Clark State (Idaho)	41-12	Host Berth	31	119-37	16
LSU Shreveport (La.)	51-4	Paducah (Ky.) Bracket	3	5-4	0
Oklahoma City	47-10	Oklahoma City Bracket	14	32-25	1
Point Park (Pa.)	51-9	Marion (Ind.) Bracket	11	10-20	0
Rogers State (Okla.)	45-14	Hutchinson (Kan.) Bracket	First	0-0	0
South Carolina Beaufort	40-17	Hardeeville (S.C.) Bracket	First	0-0	0
Tennessee Wesleyan	48-11	Kingsport (Tenn.) Bracket	3	0-4	0

### National Championship Opening Round Qualifiers - Listed Alphabetically

Team	Qualification	2012 Record^	Appearances
Arizona Christian	Association of Independent Institutions Tournament Champion	33-21	First
Asbury (Ky.)	Unaffiliated Group No. 1 Tournament Champion	18-37	First
Auburn Montgomery (Ala.)	At-Large No. 5	36-22	3
Avila (Mo.)	Heart of America Athletic Conference Regular-Season Champion	39-14	2
Azusa Pacific (Calif.)	At-Large No. 2	44-10	2
Bacone (Okla.)	Red River Athletic Conference Tournament Runner-Up	28-23	First
Bellevue (Neb.)	At-Large No. 11	39-19	3
Biola (Calif.)	At-Large No. 15	26-27	3
Campbellsville (Ky.)	At-Large No. 12	36-16	4
College of Idaho	At-Large No. 13	38-18	2
Concordia (Calif.)	Golden State Athletic Conference Tournament Champion	37-16	2
Dakota State (S.D.)	Association of Independent Institutions Tournament Runner-Up	28-26	First
Doane (Neb.)	Great Plains Athletic Conference Regular-Season Champion	33-19	2
Embry-Riddle (Fla.)	The Sun Conference Regular-Season Champion	40-16	4
Faulkner (Ala.)	Southern States Athletic Conference Tournament Runner-Up	49-11	3
Freed-Hardeman (Tenn.)	At-Large No. 8	36-21	First
Georgetown (Ky.)	Mid-South Athletic Conference Tournament Champion	45-9	First
Grand View (Iowa)	Midwest Collegiate Conference Tournament Champion	27-27	2
Indiana Tech	At-Large No. 9	39-20	4
Judson (Ill.)	Chicagoland Collegiate Athletic Conference Regular-Season Champion	46-12	First
Lee (Tenn.)	Southern States Athletic Conference Tournament Champion	50-8-1	4
Lindsey Wilson (Ky.)	At-Large No. 3	41-14	First
LSU Shreveport (La.)	Red River Athletic Conference Tournament Champion	48-4	4
Lubbock Christian (Texas)	Sooner Athletic Conference Tournament Runner-Up	33-20	4
Menlo (Calif.)	Unaffiliated Group No. 2 Tournament Champion	27-25	First
Missouri Baptist	American Midwest Conference Tournament Champion	37-14	3
Mount Marty (S.D.)	Great Plains Athletic Conference Tournament Champion	26-26	2
Mount Vernon Nazarene (Ohio)	Mid-Central College Conference Tournament Champion	33-18	2
Oklahoma Baptist	Sooner Athletic Conference Tournament Champion	46-12	2
Oklahoma City	At-Large No. 1	43-9	4
Peru State (Neb.)	Heart of America Athletic Conference Tournament Champion	35-16	First
Point Park (Pa.)	At-Large No. 4	48-9	First
Rogers State (Okla.)	At-Large No. 10	42-14	2
Siena Heights (Mich.)	Wolverine-Hoosier Athletic Conference Tournament Champion	31-23	First
Shorter (Ga.)	At-Large No. 7	37-17	First
South Carolina Beaufort	At-Large No. 6	35-16	2
Southern Poly (Ga.)	At-Large No. 16	35-23	4
St. Francis (Ill.)	Chicagoland Collegiate Athletic Conference Tournament Champion	37-15	3
St. Thomas (Fla.)	The Sun Conference Tournament Champion	43-12	3
Sterling (Kan.)	Kansas Collegiate Athletic Conference Tournament Champion	43-12	First
Tabor (Kan.)	At-Large No. 14	41-13	First
Taylor (Ind.)	Mid-Central College Conference Regular-Season Champion	37-18	3
Tennessee Wesleyan	Appalachian Athletic Conference Tournament Champion	45-11	4
Union (Tenn.)	TranSouth Athletic Conference Tournament Champion	37-17	4
York (Neb.)	Midlands Collegiate Athletic Conference Tournament Champion	39-17	2

^ Records as of May 6, as submitted by the school using the Dakstats Websync process, prior to the National Championship Opening Round

\* Records as of May 15, as submitted by the school using the Dakstats Websync process, prior to the Avista-NAIA World Series



# National Championship Opening Round Results

## Paducah Bracket

Hosted by Paducah CVB - Paducah, Ky.

No. 4 Peru State (Neb.) (36-16) def. No. 5 Grand View (Iowa) (27-28), 5-3  
No. 2 Lindsey Wilson (Ky.) (42-14) def. No. 3 Bellevue (Neb.) (39-20), 6-5  
No. 1 LSU Shreveport (La.) (49-4) def. No. 4 Peru State (Neb.) (36-17), 9-3  
No. 3 Bellevue (Neb.) (40-20) def. No. 5 Grand View (Iowa) (27-29), 4-2  
No. 1 LSU Shreveport (La.) (50-4) def. No. 2 Lindsey Wilson (Ky.) (42-15), 1-0  
No. 4 Peru State (Neb.) (37-17) def. No. 3 Bellevue (Neb.) (40-21), 6-3  
No. 2 Lindsey Wilson (Ky.) (43-15) def. No. 4 Peru State (Neb.) (37-18), 5-0  
No. 1 LSU Shreveport (La.) (51-4) def. No. 2 Lindsey Wilson (Ky.) (43-16), 5-1

## Cleveland Bracket

Hosted by Lee (Tenn.) - Cleveland, Tenn.

No. 5 Bacone (Okla.) (29-23) def. No. 4 Avila (Mo.) (39-15), 5-1  
No. 3 Missouri Baptist (38-14) def. No. 2 Freed-Hardeman (Tenn.) (36-22), 9-6  
No. 1 Lee (Tenn.) (51-8-1) def. No. 5 Bacone (Okla.) (29-24), 12-1  
No. 4 Avila (Mo.) (40-15) def. No. 2 Freed-Hardeman (Tenn.) (36-23), 5-4  
No. 3 Missouri Baptist (39-14) def. No. 1 Lee (Tenn.) (51-9-1), 5-4  
No. 4 Avila (Mo.) (41-15) def. No. 5 Bacone (Okla.) (29-25), 3-2  
No. 1 Lee (Tenn.) (52-9-1) def. No. 4 Avila (Mo.) (41-16), 13-0  
No. 1 Lee (Tenn.) (53-9-1) def. No. 3 Missouri Baptist (39-15), 4-3  
No. 1 Lee (Tenn.) (54-9-1) def. No. 3 Missouri Baptist (39-16), 8-5

## Oklahoma City Bracket

Hosted by Oklahoma City - Oklahoma City, Okla.

No. 5 Mount Marty (S.D.) (27-26) def. No. 4 York (Neb.) (39-18), 8-7  
No. 3 Sterling (Kan.) (44-12) def. No. 2 Lubbock Christian (Texas) (33-21), 9-8  
No. 1 Oklahoma City (44-9) def. No. 5 Mount Marty (S.D.) (27-27), 12-3  
No. 2 Lubbock Christian (Texas) (34-21) def. No. 4 York (Neb.) (39-19), 6-2  
No. 3 Sterling (Kan.) (45-12) def. No. 1 Oklahoma City (44-10), 2-1  
No. 2 Lubbock Christian (Texas) (35-21) def. No. 5 Mount Marty (S.D.) (27-28), 11-1  
No. 1 Oklahoma City (45-10) def. No. 2 Lubbock Christian (Texas) (35-22), 4-0  
No. 1 Oklahoma City (46-10) def. No. 3 Sterling (Kan.) (45-13), 7-0  
No. 1 Oklahoma City (47-10) def. No. 3 Sterling (Kan.) (45-14), 3-0

## Azusa Bracket

Hosted by Azusa Pacific (Calif.) - Azusa, Calif.

No. 5 Menlo (Calif.) (28-25) def. No. 4 Arizona Christian (33-22), 8-5  
No. 3 College of Idaho (39-18) def. No. 2 Shorter (Ga.) (37-18), 6-4  
No. 5 Menlo (Calif.) (29-25) def. No. 1 Azusa Pacific (Calif.) (44-11), 11-7  
No. 4 Arizona Christian (34-22) def. No. 2 Shorter (Ga.) (37-19), 10-8  
No. 3 College of Idaho (40-18) def. No. 5 Menlo (Calif.) (29-26), 7-0  
No. 1 Azusa Pacific (Calif.) (45-11) def. No. 4 Arizona Christian (34-22), 8-2  
No. 1 Azusa Pacific (Calif.) (46-11) def. No. 5 Menlo (Calif.) (29-27), 8-3  
No. 1 Azusa Pacific (Calif.) (47-11) def. No. 3 College of Idaho (40-19), 5-2  
No. 3 College of Idaho (41-19) def. No. 1 Azusa Pacific (Calif.) (47-12), 7-6

## Hardeeville Bracket

Hosted by South Carolina Beaufort - Hardeeville, S.C.

No. 4 Union (Tenn.) (38-17) def. No. 5 Asbury (Ky.) (18-38), 7-1  
No. 2 St. Thomas (Fla.) (44-12) def. No. 3 South Carolina Beaufort (35-17), 6-3  
No. 4 Union (Tenn.) (39-17) def. No. 1 Faulkner (Ala.) (49-12), 3-1  
No. 3 South Carolina Beaufort (36-17) def. No. 5 Asbury (Ky.) (18-39), 9-4  
No. 2 St. Thomas (Fla.) (45-12) def. No. 4 Union (Tenn.) (39-18), 6-3  
No. 3 South Carolina Beaufort (37-17) def. No. 1 Faulkner (Ala.) (49-13), 7-3  
No. 3 South Carolina Beaufort (38-17) def. No. 4 Union (Tenn.) (39-19), 8-7  
No. 3 South Carolina Beaufort (39-17) def. No. 2 St. Thomas (Fla.) (45-13), 5-4  
No. 3 South Carolina Beaufort (40-17) def. No. 2 St. Thomas (Fla.) (45-14), 11-2

## Kingsport Bracket

Hosted by Appalachian Athletic Conference - Kingsport, Tenn.

No. 5 St. Francis (Ill.) (38-15) def. No. 4 Campbellsville (Ky.) (36-17), 6-3  
No. 3 Indiana Tech (40-20) def. No. 2 Georgetown (Ky.) (45-10), 4-2  
No. 1 Tennessee Wesleyan (46-11) vs. No. 5 St. Francis (Ill.) (38-16), 3-0  
No. 4 Campbellsville (Ky.) (37-17) def. No. 2 Georgetown (Ky.) (45-11), 7-4  
No. 1 Tennessee Wesleyan (47-11) def. No. 3 Indiana Tech (40-21), 11-5  
No. 5 St. Francis (Ill.) (39-16) def. No. 4 Campbellsville (Ky.) (37-18), 6-3  
No. 5 St. Francis (Ill.) (40-16) def. No. 3 Indiana Tech (40-22), 6-4  
No. 1 Tennessee Wesleyan (48-11) def. No. 5 St. Francis (Ill.) (40-17), 14-4

## Hutchinson Bracket

Hosted by Tabor (Kan.) - Hutchinson, Kan.

No. 4 Tabor (Kan.) (42-13) def. No. 5 Dakota State (S.D.) (28-27), 9-7  
No. 3 Rogers State (Okla.) (43-14) def. No. 2 Judson (Ill.) (46-13), 9-5  
No. 1 Oklahoma Baptist (47-12) def. No. 4 Tabor (Kan.) (42-14), 10-6  
No. 2 Judson (Ill.) (47-13) def. No. 5 Dakota State (S.D.) (28-28), 9-4  
No. 3 Rogers State (Okla.) (44-13) def. No. 1 Oklahoma Baptist (47-13), 5-4 (11 inn.)  
No. 4 Tabor (Kan.) (43-14) def. No. 2 Judson (Ill.) (47-14), 8-5  
No. 4 Tabor (Kan.) (44-14) def. No. 1 Oklahoma Baptist (47-14), 8-7  
No. 3 Rogers State (Okla.) (45-13) def. No. 4 Tabor (Kan.) (44-15), 7-3

## Daytona Beach Bracket

Hosted by Embry-Riddle (Fla.) - Daytona Beach, Fla.

No. 5 Siena Heights (Mich.) (32-23) def. No. 4 Southern Poly (Ga.) (35-24), 3-1  
No. 2 Auburn Montgomery (Ala.) (37-22) def. No. 3 Biola (Calif.) (26-28), 6-3  
No. 1 Embry-Riddle (Fla.) (41-16) def. No. 5 Siena Heights (Mich.) (32-24), 2-0  
No. 4 Southern Poly (Ga.) (36-24) def. No. 3 Biola (Calif.) (26-29), 9-8  
No. 1 Embry-Riddle (Fla.) (42-16) def. No. 2 Auburn Montgomery (Ala.) (37-23), 2-0  
No. 5 Siena Heights (Mich.) (33-24) def. No. 4 Southern Poly (Ga.) (36-25), 8-4  
No. 2 Auburn Montgomery (Ala.) (38-23) def. No. 5 Siena Heights (Mich.) (33-25), 9-8  
No. 1 Embry-Riddle (Fla.) (42-16) def. No. 2 Auburn Montgomery (Ala.) (33-25), 10-4

## Marion Bracket

Hosted by Mid-Central College Conference - Marion, Ind.

No. 5 Doane (Neb.) (34-19) def. No. 4 Mount Vernon Nazarene (Ohio) (38-14), 7-6 (11 inn.)  
No. 2 Point Park (Pa.) (49-9) def. No. 3 Taylor (Ind.) (37-19), 3-2  
No. 5 Doane (Neb.) (35-19) def. No. 1 Concordia (Calif.) (37-17), 4-3  
No. 3 Taylor (Ind.) (38-19) def. No. 4 Mount Vernon Nazarene (Ohio) (38-15), 6-4  
No. 2 Point Park (Pa.) (50-9) def. No. 5 Doane (Neb.) (35-20), 9-1  
No. 1 Concordia (Calif.) (38-17) def. No. 3 Taylor (Ind.) (38-19), 4-2  
No. 5 Doane (Neb.) (36-20) def. No. 1 Concordia (Calif.) (38-18), 6-5  
No. 2 Point Park (Pa.) (50-9) def. No. 5 Doane (Neb.) (36-20), 7-5

## Total Record by Seeds (76 games played)

No. 1 seed: 22-9 (outscored opponent 190-90)  
No. 2 seed: 12-16 (outscored opponent 144-138)  
No. 3 seed: 18-14 (outscored opponent 154-151)  
No. 4 seed: 12-18 (was outscored: 170-152)  
No. 5 seed: 12-18 (was outscored: 173-141)

## Record By Conference/Independent/Unaffiliated Group

American Midwest.....	2-2	Sooner Athletic.....	10-5
Appalachian Athletic.....	3-0	Southern States Athletic.....	7-9
Ass. of Independent.....	1-4	The Sun.....	10-3
Chicagoland Collegiate.....	4-4	TranSouth.....	2-4
Golden State Athletic.....	4-6	Wolverine-Hoosier Athletic.....	3-4
Great Plains Athletic.....	4-4	Unaffiliated Group No. 1.....	3-2
Heart of America Athletic.....	4-4	Unaffiliated Group No. 2.....	5-3
Kansas Collegiate Athletic.....	5-4		
Mid-Central College.....	1-4		
Mid-South.....	3-6		
Midlands Collegiate Athletic.....	0-2		
Midwest Collegiate.....	0-2		
Red River Athletic.....	4-2		

# Conference Tournament Results

## American Midwest Conference

### April 27

No. 4 Benedictine-Springfield (31-22) def. No. 5 Harris-Stowe (26-30), 6-5  
No. 2 Park (26-20) def. No. 3 William Woods (31-18), 4-3 (16 inn.)  
No. 1 Missouri Baptist (32-16) def. No. 4 Benedictine-Springfield (31-23), 13-8

### April 28

No. 3 William Woods (32-18) def. No. 5 Harris-Stowe (26-31), 10-6

### May 2

No. 1 Missouri Baptist (33-16) def. No. 2 Park (26-21), 12-11  
No. 3 William Woods (33-18) def. No. 4 Benedictine-Springfield (31-24), 9-8  
No. 3 William Woods (34-18) def. No. 2 Park (26-22), 9-8 (10 inn.)

### May 3

No. 1 Missouri Baptist (34-16) def. No. 3 William Woods (34-19), 9-7

## Appalachian Athletic Conference

### May 1

No. 4 Milligan (26-25) def. No. 5 Reinhardt (20-31), 11-7  
No. 3 Union (33-20) def. No. 6 Montreat (18-31), 10-0  
No. 2 Bryan (40-16) def. No. 7 Bluefield (28-25), 6-5  
No. 1 Tennessee Wesleyan (42-11) def. No. 8 Virginia Intermont (15-32), 16-3

### May 2

No. 6 Montreat (19-31) def. No. 7 Bluefield (28-26), 6-4  
No. 5 Reinhardt (21-31) def. No. 8 Virginia Intermont (15-33), 11-3  
No. 3 Union (34-20) def. No. 2 Bryan (40-17), 11-3  
No. 1 Tennessee Wesleyan (43-11) def. No. 4 Milligan (26-26), 15-4

### May 3

No. 2 Bryan (41-17) def. No. 6 Montreat (19-32), 7-4  
No. 5 Reinhardt (22-31) def. No. 4 Milligan (26-27), 10-3  
No. 3 Union (35-20) def. No. 2 Bryan, 4-3  
No. 1 Tennessee Wesleyan (44-11) def. No. 5 Reinhardt (22-32), 15-2

### May 4

No. 1 Tennessee Wesleyan (45-11) def. No. 3 Union (35-21), 5-3 (10 inn.)

## Association of Independent Institutions

### May 2

No. 5 Arizona Christian (30-20) def. No. 2 Jamestown (31-15), 8-1  
No. 6 Dakota State (26-24) def. No. 1 Cal State San Marcos (27-21), 3-2  
No. 4 Thomas (25-21) def. No. 3 Mayville State (32-18), 13-10

### May 3

No. 2 Jamestown (32-15) def. No. 1 Cal State San Marcos (27-22), 9-7  
No. 3 Mayville State (33-18) def. No. 6 Dakota State (26-25), 13-0  
No. 5 Arizona Christian (31-20) def. No. 4 Thomas (25-22), 13-10

### May 4

No. 6 Dakota State (27-25) def. No. 4 Thomas (25-22), 8-6  
No. 3 Mayville State (34-18) def. No. 2 Jamestown (32-16), 6-5  
No. 6 Dakota State (28-25) def. No. 5 Arizona Christian (31-21), 4-1

### May 5

No. 5 Arizona Christian (33-21) def. No. 3 Mayville State (34-19), 6-4  
No. 5 Arizona Christian (34-21) def. No. 6 Dakota State (28-26), 9-2

## Chicagoland Collegiate Athletic Conference

### May 1

No. 6 Purdue North Central (27-29) def. No. 1 Judson (42-11), 2-1  
No. 5 Robert Morris (39-16) def. No. 2 Olivet Nazarene (33-15-1), 5-1

### May 2

No. 3 St. Francis (34-15) def. No. 4 Saint Xavier (34-22), 12-7  
No. 1 Judson (43-11) def. No. 2 Olivet Nazarene (33-16-1), 14-2  
No. 4 Saint Xavier (35-22) def. No. 6 Purdue North Central (27-30), 7-4

### May 3

No. 2 St. Francis (35-15) def. No. 5 Robert Morris (39-17), 3-2  
No. 6 Purdue North Central (28-30) def. No. 5 Robert Morris (39-18), 11-7

### May 4

No. 1 Judson (44-11) def. No. 4 Saint Xavier (35-23), 11-10 (11 inn.)  
No. 3 St. Francis (36-15) def. No. 6 Purdue North Central (28-31), 10-6  
No. 3 St. Francis (37-15) def. No. 1 Judson (44-12), 9-8

## Golden State Athletic Conference

### May 1

No. 6 Westmont (23-25-1) def. No. 1 Azusa Pacific (42-9), 12-5  
No. 2 Concordia (34-16) def. No. 5 Fresno Pacific (26-26), 3-2  
No. 4 The Master's (34-19) def. No. 3 Biola (25-26), 9-8

### May 2

No. 1 Azusa Pacific (43-9) def. No. 5 Fresno Pacific (26-27), 9-5  
No. 3 Biola (26-26) def. No. 6 Westmont (23-26-1), 4-2  
No. 2 Concordia (35-16) def. No. 4 The Master's (34-20), 6-0

### May 3

No. 6 Westmont (24-26-1) def. No. 4 The Master's (34-21), 7-4  
No. 1 Azusa Pacific (44-9) def. No. 3 Biola (26-27), 8-2  
No. 2 Concordia (36-16) def. No. 6 Westmont (24-27-1), 6-4

### May 4

No. 2 Concordia (37-16) def. No. 1 Azusa Pacific (44-11), 7-6

## Great Plains Athletic Conference

### May 3

No. 1 Doane (33-17) def. No. 8 Briar Cliff (25-30), 6-0  
No. 7 Mount Marty (22-26) def. No. 2 Morningside (35-20), 4-1  
No. 3 Nebraska Wesleyan (19-20) def. No. 6 Concordia (25-27), 3-1  
No. 5 Northwestern (28-21) def. No. 4 Dakota Wesleyan (23-31), 7-3  
No. 7 Mount Marty (23-26) def. No. 3 Nebraska Wesleyan (19-21), 5-1  
No. 5 Northwestern (29-21) def. No. 1 Doane (33-18), 2-1  
No. 2 Morningside (36-20) def. No. 6 Concordia (25-28), 8-3  
No. 4 Dakota Wesleyan (24-31) def. No. 8 Briar Cliff (25-31), 3-0

### May 4

No. 7 Mount Marty (24-26) def. No. 5 Northwestern (29-22), 13-4  
No. 2 Morningside (37-20) def. No. 1 Doane (33-19), 2-1  
No. 3 Nebraska Wesleyan (20-21) def. No. 4 Dakota State (24-32), 6-3  
No. 5 Northwestern (30-22) def. Nebraska Wesleyan (20-22), 12-8  
No. 7 Mount Marty (25-26) def. No. 2 Morningside (37-21), 6-5

### May 5

No. 7 Mount Marty (26-26) def. No. 5 Northwestern (30-23), 1-0

## Heart of America Athletic Conference

### May 2

W-No. 1 Avila (38-12) def. E-No. 3 Graceland (22-26), 9-3  
W-No. 3 Peru State (32-16) def. E-No. 1 Evangel (27-21), 6-0  
E-No. 2 Central Methodist (23-20-1) def. W-No. 2 MidAmerica Nazarene (38-13), 6-5

### May 3

E-No. 1 Evangel (28-27) def. E-No. 3 Graceland (22-27), 4-3  
W-No. 1 Avila (39-12) def. W-No. 2 MidAmerica Nazarene (38-14), 12-9  
W-No. 3 Peru State (33-16) def. E-No. 2 Central Methodist (23-21-1), 9-8

### May 4

W-No. 3 Peru State (34-16) def. W-No. 1 Avila (39-13), 2-1  
E-No. 2 Central Methodist (24-21-1) def. E-No. 1 Evangel (28-22), 7-5  
E-No. 2 Central Methodist (25-21-1) def. W-No. 1 Avila (39-14), 10-3

### May 5

W-No. 3 Peru State (35-16) def. E-No. 2 Central Methodist (25-22-1), 4-3

## Kansas Collegiate Athletic Conference

### May 1

No. 4 Saint Mary (24-27) def. No. 5 Ottawa (23-28), 11-6

### May 2

No. 2 Tabor (40-11) def. No. 3 Kansas Wesleyan (32-21), 16-8  
No. 1 Sterling (41-12) def. No. 4 Saint Mary (24-28), 8-3  
No. 3 Kansas Wesleyan (33-21) def. No. 5 Ottawa (23-29), 5-4 (11 inn.)

### May 3

No. 3 Kansas Wesleyan (34-21) def. No. 4 Saint Mary (24-29), 10-2  
No. 1 Sterling (42-12) def. No. 2 Tabor (40-12), 8-6  
No. 2 Tabor (41-12) def. No. 3 Kansas Wesleyan (34-22), 19-14

### May 4

No. 1 Sterling (43-12) def. No. 2 Tabor (41-13), 9-5

## Mid-Central College Conference

### May 2

No. 4 Spring Arbor (37-14) def. No. 5 Huntington (25-25), 10-2  
No. 3 Mount Vernon Nazarene (31-18) def. No. 2 Saint Francis (33-23), 4-1  
No. 1 Taylor (37-17) def. No. 4 Spring Arbor (37-15), 14-6

### May 3

No. 5 Huntington (26-25) def. No. 2 Saint Francis (33-24), 7-6 (11 inn.)  
No. 3 Mount Vernon Nazarene (32-18) def. No. 1 Taylor (36-17), 17-15  
No. 4 Spring Arbor (38-15) def. No. 5 Huntington (26-26), 10-7

### May 4

No. 1 Taylor (37-17) def. No. 4 Spring Arbor (38-16), 13-10  
No. 3 Mount Vernon Nazarene (33-18) def. No. 1 Taylor (37-18), 11-10

## Mid-South Conference

### April 25

No. 8 Rio Grande (29-25) def. No. 9 Pikeville (10-36), 4-3 (10 inn.)

### April 26

No. 8 Rio Grande (30-25) def. No. 1 Lindsey Wilson (38-13), 6-3  
No. 5 Shawnee State (32-23) def. No. 4 St. Catharine (32-24), 12-4  
No. 2 Georgetown (42-9) def. No. 7 Cumberlands (26-27), 5-0  
No. 3 Campbellsville (36-14) def. No. 6 UVa-Wise (22-25), 10-0  
No. 1 Lindsey Wilson (39-13) def. No. 4 St. Catharine (32-25), 5-3  
No. 6 UVa-Wise (23-25) def. No. 7 Cumberlands (26-28), 11-3  
No. 5 Shawnee State (33-23) def. No. 8 Rio Grande (30-26), 8-3  
No. 2 Georgetown (43-9) def. No. 3 Campbellsville (36-15), 9-3

### April 27

No. 1 Lindsey Wilson (40-13) def. No. 3 Campbellsville (36-16), 4-0  
No. 6 UVa-Wise (24-25) def. No. 8 Rio Grande (30-27), 7-6  
No. 2 Georgetown (44-9) def. No. 5 Shawnee State (33-24), 4-2  
No. 1 Lindsey Wilson (41-13) def. No. 6 UVa-Wise (24-26), 6-2

### April 28

No. 5 Shawnee State (34-24) def. No. 1 Lindsey Wilson (41-14), 6-4  
No. 2 Georgetown (45-9) def. No. 5 Shawnee State (34-25), 3-0

## Midlands Collegiate Athletic Conference

### May 2

No. 2 York (37-17) def. No. 3 Oklahoma Wesleyan (34-22), 4-1  
No. 1 Bellevue (38-17) def. No. 4 College of the Ozarks (24-28), 2-1

### May 3

No. 3 Oklahoma Wesleyan (35-22) def. No. 4 College of the Ozarks (24-29), 9-1  
No. 2 York (38-17) def. No. 1 Bellevue (38-18), 4-1  
No. 1 Bellevue (39-18) def. No. 3 Oklahoma Wesleyan (35-23), 8-7 (10 inn.)

### May 4

No. 2 York (39-17) def. No. 1 Bellevue (39-19), 3-0

## Midwest Collegiate Conference

### May 1

No. 4 Iowa Wesleyan (23-29) def. No. 5 William Penn (20-25), 13-10  
No. 2 Grand View (24-27) def. No. 3 Mount Mercy (26-24), 4-2  
No. 4 Iowa Wesleyan (23-29) def. No. 1 St. Ambrose (24-25), 7-6

### May 2

No. 3 Mount Mercy (27-24) def. No. 5 William Penn (20-26), 9-2  
No. 2 Grand View (25-27) def. No. 4 Iowa Wesleyan (23-30), 9-6  
No. 3 Mount Mercy (28-24) def. No. 1 St. Ambrose (24-26), 6-1

### May 3

No. 4 Iowa Wesleyan (24-30) def. No. 3 Mount Mercy (28-25), 6-5  
No. 2 Grand View (26-27) def. No. 4 Iowa Wesleyan (24-31), 9-6



# Conference Tournament Results

## Red River Athletic Conference

### April 28

No. 2 Texas College (27-22-1) def. No. 5 Bacone (25-22), 7-2  
No. 4 Texas at Brownsville (29-24) def. No. 3 Texas Wesleyan (33-19), 7-6  
No. 1 LSU Shreveport (45-4) def. No. 6 Southwest (21-27), 13-1

### April 29

No. 5 Bacone (26-22) def. No. 6 Southwest (21-28), 4-3  
No. 1 LSU Shreveport (46-4) def. No. 3 Texas Wesleyan (30-20), 16-8  
No. 4 Texas at Brownsville (30-24) def. No. 2 Texas College (27-23-1), 10-9

### April 30

No. 1 LSU Shreveport (47-4) def. No. 4 Texas at Brownsville (30-25), 11-5  
No. 5 Bacone (27-22) def. No. 2 Texas College (27-24-1), 11-4  
No. 5 Bacone (28-22) def. No. 4 Texas at Brownsville (30-26), 4-2

### May 1

No. 1 LSU Shreveport (48-4) def. No. 5 Bacone (28-23), 5-2

## Sooner Athletic Conference

### May 2

No. 6 Science & Arts (28-19) def. No. 3 Rogers State (41-13), 4-3  
No. 4 Lubbock Christian (31-19) def. No. 5 Northwestern Oklahoma State (33-23), 15-2  
No. 2 Oklahoma Baptist (43-12) def. No. 7 St. Gregory's (22-25), 8-4  
No. 1 Oklahoma City (42-8) def. No. 8 Southern Nazarene (20-28), 8-1

### May 3

No. 3 Rogers State (42-13) def. No. 7 St. Gregory's (22-26), 9-7  
No. 4 Lubbock Christian (32-19) vs. No. 8 Southern Nazarene (20-29), 12-11 (10 inn.)  
No. 2 Oklahoma Baptist (44-12) vs. No. 6 Science & Arts (28-20), 16-10  
No. 1 Oklahoma City (43-8) def. No. 5 Northwestern Oklahoma State (33-24), 11-1

### May 4

No. 7 St. Gregory's (23-26) def. No. 6 Science & Arts (28-21), 15-10  
No. 5 Northwestern Oklahoma State (34-24) def. No. 8 Southern Nazarene (20-30), 3-2  
No. 2 Oklahoma Baptist (45-12) def. No. 3 Rogers State (42-13), 7-2  
No. 4 Lubbock Christian (33-19) def. No. 1 Oklahoma City (43-9), 6-5

### May 5

No. 2 Oklahoma Baptist (46-12) def. No. 4 Lubbock Christian (33-20), 19-8

## Southern States Athletic Conference

### April 26

No. 4 Shorter (36-15) def. No. 5 Southern Poly (33-22), 6-4  
No. 1 Faulkner (45-9) def. No. 8 Belhaven (32-23), 11-4  
No. 2 Lee (47-8-1) def. No. 7 Mobile (25-24), 11-6  
No. 6 William Carey (29-25) def. No. 3 Auburn Montgomery (35-21), 5-3

### April 27

No. 5 Southern Poly (34-22) def. No. 8 Belhaven (32-24), 6-5  
No. 3 Auburn Montgomery (36-21) def. No. 7 Mobile (25-25), 9-4  
No. 4 Shorter (37-15) def. No. 1 Faulkner (45-10), 12-9  
No. 2 Lee (48-8-1) def. No. 6 William Carey (29-26), 5-2

### April 28

No. 1 Faulkner (46-10) def. No. 3 Auburn Montgomery (36-22), 3-2  
No. 5 Southern Poly (35-22) def. No. 6 William Carey (29-27), 14-7  
No. 2 Lee (49-8-1) def. No. 4 Shorter (37-16), 9-4  
No. 1 Faulkner (47-10) def. No. 5 Southern Poly (35-23), 14-3

### April 30

No. 1 Faulkner (48-10) def. No. 4 Shorter (37-17), 12-10  
No. 2 Lee (50-8-1) def. No. 1 Faulkner (48-11), 13-0

## The Sun Conference

### May 1

No. 6 SCAD Savannah (28-28) def. No. 1 Embry-Riddle (38-15), 7-1  
No. 5 Warner (29-27) def. No. 2 South Carolina Beaufort (35-15), 7-2  
No. 3 St. Thomas (40-12) def. No. 4 Webber International (25-25), 8-3

### May 2

No. 1 Embry-Riddle (39-15) def. No. 2 South Carolina Beaufort (35-16), 3-1  
No. 6 SCAD Savannah (29-28) def. No. 4 Webber International (25-26), 3-0  
No. 3 St. Thomas (41-12) def. No. 5 Warner (29-28), 8-4

### May 3

No. 3 St. Thomas (42-12) def. No. 6 SCAD Savannah (29-29), 4-1  
No. 1 Embry-Riddle (40-15) def. No. 5 Warner (29-29), 11-1  
No. 6 SCAD Savannah (30-29) def. No. 1 Embry-Riddle (40-16), 4-3

### May 4

No. 3 St. Thomas (43-12) def. No. 6 SCAD Savannah (30-30), 4-3

## TranSouth Athletic Conference

### April 30

No. 6 Blue Mountain (23-29) def. No. 1 Freed-Hardeman (36-20), 8-7  
No. 2 Union (34-17-1) def. No. 5 Cumberland (30-25), 4-2  
No. 3 Martin Methodist (31-22) def. No. 4 Bethel (31-21), 8-5

### May 1

No. 5 Cumberland (30-26) def. No. 1 Freed-Hardeman (36-21), 12-7  
No. 6 Blue Mountain (24-29) def. No. 4 Bethel (31-22), 11-4  
No. 2 Union (35-17-1) def. No. 3 Martin Methodist (31-23), 11-5

### May 2

No. 2 Union (36-17-1) def. No. 6 Blue Mountain (24-30), 11-10  
No. 5 Cumberland (31-26) def. No. 3 Martin Methodist (31-24), 8-7  
No. 6 Blue Mountain (25-30) def. No. 5 Cumberland (31-27), 11-10

### May 3

No. 2 Union (37-17-1) def. No. 6 Blue Mountain (25-31), 2-1

## Wolverine-Hoosier Athletic Conference

### May 2

No. 5 Siena Heights (27-23) def. No. 4 Northwestern Ohio (31-22), 4-1  
No. 3 Madonna (35-19) def. No. 2 Davenport (34-17), 8-1  
No. 5 Siena Heights (28-23) def. No. 1 Indiana Tech (37-19), 9-5  
No. 2 Davenport (35-17) def. No. 4 Northwestern Ohio (31-23), 7-2

### May 3

No. 5 Siena Heights (29-23) def. No. 3 Madonna (35-20), 7-3  
No. 1 Indiana Tech (38-19) def. No. 2 Davenport (35-18), 13-7  
No. 1 Indiana Tech (39-19) def. No. 3 Madonna (35-21), 2-1 (10 inn.)

### May 4

No. 5 Siena Heights (31-23) def. No. 1 Indiana Tech (39-20), 4-3

## NAIA East - Unaffiliated Group No. 1

### American Mideast/Gulf Coast/Kentucky Intercollegiate

### May 1

No. 6 Asbury (15-36) def. No. 1 Point Park (44-8), 5-4 (11 innings)  
No. 2 Talladega (29-19) def. No. 5 Fisher (21-28), 11-9  
No. 3 Indiana Southeast (26-27) def. No. 4 Edward Waters (22-20), 8-3

### May 2

No. 1 Point Park (45-8) def. No. 5 Fisher (21-29), 18-4  
No. 6 Asbury (16-36) def. No. 4 Edward Waters (22-21), 6-2  
No. 3 Indiana Southeast (27-27) def. No. 2 Talladega (29-20), 21-3

### May 3

No. 6 Asbury (17-36) def. No. 3 Indiana Southeast (27-28), 7-1  
No. 1 Point Park (46-8) def. No. 2 Talladega (29-21), 2-0  
No. 1 Point Park (47-8) def. No. 3 Indiana Southeast (27-29), 6-2

### May 4

No. 1 Point Park (48-8) def. No. 6 Asbury (17-37), 15-7  
No. 6 Asbury (18-37) def. No. 1 Point Park (48-9), 7-3

## NAIA West - Unaffiliated Group No. 2

### Independents/California Pac/Cascade

### May 2

No. 5 Concordia (24-26) def. No. 4 Corban (28-22), 16-6  
No. 3 Menlo (26-24) def. No. 2 British Columbia (27-18), 2-1  
No. 1 College of Idaho (37-16) def. No. 5 Concordia (24-27), 7-5

### May 3

No. 2 British Columbia (28-18) def. No. 4 Corban (28-23), 12-5  
No. 1 College of Idaho (38-16) def. No. 3 Menlo (26-24), 9-2  
No. 5 Concordia (25-27) def. No. 2 British Columbia (28-19), 12-5

### May 4

No. 3 Menlo (27-24) def. No. 5 Concordia (25-28), 6-5  
No. 3 Menlo (28-24) def. No. 1 College of Idaho (38-17), 1-0

### May 5

No. 3 Menlo (29-24) def. No. 1 College of Idaho (38-18), 5-4 (10 inn.)

# All-Conference Teams

## American Midwest Conference

1B	.....Tyler Williams	Williams Baptist (Ark.)
2B	.....Clint Hamilton	Hannibal-LaGrange (Mo.)
3B	.....Kyle Clifton	Park (Mo.)
SS	.....Patrick Johnson	Missouri Baptist
UT	.....Kyle Krager	Benedictine-Springfield (Ill.)
UT	.....Jacob Harrison	William Woods (Mo.)
OF	.....Trevor McGrath	Benedictine-Springfield (Ill.)
OF	.....Blake Dimberger	Harris-Stowe State (Mo.)
OF	.....Brian Carr	William Woods (Mo.)
OF	.....Chris Booth	Park (Mo.)
C	.....Ian Sikes	Hannibal-LaGrange (Mo.)
C	.....Javier Martinez	Harris-Stowe State (Mo.)
SP	.....Bunk Coronado	Missouri Baptist
SP	.....Adam Brush	William Woods (Mo.)
SP	.....Matt Klein	Park (Mo.)
SP	.....Derek Gordon	Park (Mo.)
RP	.....Matt Thomas	William Woods (Mo.)
DH	.....David Mazairiz	Benedictine-Springfield (Ill.)

**Co-Player of the Year:** Kyle Clifton, Park (Mo.)

**Co-Player of the Year:** Brian Carr, William Woods (Mo.)

**Pitcher of the Year:** Bunk Coronado, Missouri Baptist

**Newcomer Player of the Year:** Brian Carr, William Woods (Mo.)

**Newcomer Pitcher of the Year:** Bunk Coronado, Missouri Baptist

**Freshman Player of the Year:** Austin Clapp, William Woods (Mo.)

**Freshman Pitcher of the Year:** Chris Cordova, Missouri Baptist

**Coach of the Year:** Eddie Uschold, Missouri Baptist

## Appalachian Athletic Conference

OF	.....Joe Gatewood	Bluefield (Va.)
C	.....DeWayne Boyd	Bryan (Tenn.)
P	.....Tanner Brown	Bryan (Tenn.)
OF	.....Shane Clawson	Bryan (Tenn.)
2B	.....Tyler Latham	Bryan (Tenn.)
P	.....Jake Howell	Milligan (Tenn.)
CF	.....Wesley Jones	Milligan (Tenn.)
C	.....Sean Finn	Point (Ga.)
INF	.....Stephen Branca	Tennessee Wesleyan
LHP	.....Josh Culler	Tennessee Wesleyan
RHP	.....Jeremy Fitzgerald	Tennessee Wesleyan
INF	.....Taylor Oldham	Tennessee Wesleyan
OF	.....Jake Stone	Tennessee Wesleyan
OF/RHP	.....Tim DeVito	Union (Ky.)
INF	.....Joe Engle	Union (Ky.)
LHP	.....Chris Fern	Union (Ky.)
INF/RHP	.....Brandon Hedrick	Union (Ky.)

**Player of the Year:** Stephen Branca, Tennessee Wesleyan

**Pitcher of the Year:** Jeremy Fitzgerald, Tennessee Wesleyan

**Freshman of the Year:** Kenny Knudsen, Bryan (Tenn.)

**Coach of the Year:** Taylor Hasty, Bryan (Tenn.)

## Association of Independent Institutions

1B	.....Kenny Belzer	Cal State San Marcos
2B	.....Trent Jemmett	Cal State San Marcos
3B	.....Austin Coleman	Cal State San Marcos
SS	.....Chad Kruse	Houston-Victoria (Texas)
INF	.....Anyelo Roman	Dakota State (S.D.)
OF	.....Joey Kampfer	Thomas (Ga.)
OF	.....Anthony Renteria	Cal State San Marcos
OF	.....Alex Glenn	Arizona Christian
OF	.....Chris Cravotta	Thomas (Ga.)
C	.....Zac Livingston	Arizona Christian
C	.....Jesse Piccolo	Thomas (Ga.)
P	.....James Dysktra	Cal State San Marcos
P	.....Nick Anderson	Mayville State (N.D.)
P	.....Josh Dreier	Arizona Christian
P	.....Alika Pruett	Arizona Christian
RP	.....Jason Hershfield	Dakota State (S.D.)
DH	.....Creighton Hoke	Houston-Victoria (Texas)

**Player of the Year:** Austin Coleman, Cal State San Marcos

**Pitcher of the Year:** James Dysktra, Cal State San Marcos

**Coach of the Year:** Doyle Wilson, Arizona Christian

## Chicagoland Collegiate Athletic Conference

### First Team

RHP	.....Jacob Butler	St. Francis (Ill.)
INF	.....James Dawson	Robert Morris (Ill.)

INF	.....Anthony Fiorenzi	Trinity Christian (Ill.)
C	.....Ched Gaskin	Purdue North Central (Ind.)
3B	.....Jesse Gregurich	St. Francis (Ill.)
INF	.....Ryan Kiesel	Trinity Christian (Ill.)
OF/P	.....Chris Klein	Saint Xavier (Ill.)
INF	.....Adam Koglin	Saint Xavier (Ill.)
OF	.....David Kuhne	St. Francis (Ill.)
LHP/OF	.....Craig Lipp	Judson (Ill.)
OF	.....Matt McHenry	Judson (Ill.)
C/OF	.....Tony O'Shea	Saint Xavier (Ill.)
RHP	.....Adam Panayotovitch	St. Francis (Ill.)
RHP	.....Jordan Pemble	Judson (Ill.)
LHP	.....Rey Rodriguez	Robert Morris (Ill.)
1B/DH	.....Jeff Strbjak	Purdue North Central (Ind.)
OF	.....Colin Willis	Purdue North Central (Ind.)

### Second Team

INF	.....Johnny Amann	Judson (Ill.)
C	.....Cameron Balough	Judson (Ill.)
RHP	.....Kevin Lasowski	Olivet Nazarene (Ill.)
RHP	.....Casey Mast	Olivet Nazarene (Ill.)
2B	.....Brandon Mendoza	St. Francis (Ill.)
OF/1B	.....Bill Miller	Trinity Christian (Ill.)
3B	.....Mike Pokers	Saint Xavier (Ill.)
RHP	.....Shane France	Purdue North Central (Ind.)
RHP	.....Vince Ramirez	Robert Morris (Ill.)
INF	.....Jordan Rogers	Robert Morris (Ill.)
OF	.....Spencer Roloff	Trinity Christian (Ill.)
OF	.....Tim Ryan	Robert Morris (Ill.)
RHP	.....Corey Schultz	St. Francis (Ill.)
SS	.....David Schwabe	St. Francis (Ill.)
2B	.....Tom Simek	Saint Xavier (Ill.)
RHP	.....Tyler Ware	Judson (Ill.)
INF	.....Billy Wright	Judson (Ill.)

**Player of the Year:** James Dawson, Robert Morris (Ill.)

**Pitcher of the Year:** Rey Rodriguez, Robert Morris (Ill.)

**Freshman of the Year:** Andy Panayotovitch, St. Francis (Ill.)

**Coach of the Year:** Rich Benjamin, Judson (Ill.)

## Golden State Athletic Conference

C	.....Ricky Gingras	Point Loma Nazarene (Calif.)
C	.....Bryan Lucas	The Master's (Calif.)
1B	.....Aaron Gates	Concordia (Calif.)
1B	.....Jordan Leyland	Azusa Pacific (Calif.)
2B	.....Vinnie Fayard	Biola (Calif.)
3B	.....Ryan DiMascio	Concordia (Calif.)
SS	.....Alec Mehrtens	Fresno Pacific (Calif.)
OF	.....Johnathan Erb	Azusa Pacific (Calif.)
OF	.....Matt Kimmel	Azusa Pacific (Calif.)
OF	.....Kyle Konicek	Concordia (Calif.)
OF	.....J.J. Turbin	Westmont (Calif.)
UT	.....Bryce Arroyo	Vanguard (Calif.)
DH	.....Tim Leary	Westmont (Calif.)
P	.....Michael Finnigan	Azusa Pacific (Calif.)
P	.....Chris Baek	Biola (Calif.)
P	.....Charles Gillies	The Master's (Calif.)
P	.....Josh Medeles	Fresno Pacific (Calif.)
P	.....A.J. Work	The Master's (Calif.)
RP	.....Alan Garcia	Azusa Pacific (Calif.)

**Player of the Year:** Jordan Leyland, Azusa Pacific (Calif.)

**Pitcher of the Year:** Charlie Gillies, The Master's (Calif.)

**Coach of the Year:** Paul Svagdis, Azusa Pacific (Calif.)

## Great Plains Athletic Conference

### First Team

1B	.....Beau Kelly	Nebraska Wesleyan
2B	.....A.J. Staier	Morningside (Iowa)
3B	.....Derrick Nelson	Mount Marty (S.D.)
SS	.....Anthony Hincy	Doane (Neb.)
UT	.....Jason Schmidt	Mount Marty (S.D.)
OF	.....Zak Goodrich	Concordia (Neb.)
OF	.....Alex Heideman	Nebraska Wesleyan
OF	.....Travis Hanson	Morningside (Iowa)
OF	.....Mike Albert	Doane (Neb.)
C	.....Anthony Dunn	Doane (Neb.)
C	.....Brendan McCabe	Morningside (Iowa)
P	.....Chance Brull	Doane (Neb.)
P	.....Ethan Opsahl	Dakota Wesleyan (S.D.)
P	.....Tim Carlson	Doane (Neb.)
P	.....Mike Zoellner	Doane (Neb.)

RP	.....Nathan Roth	Doane (Neb.)
DH	.....Nick Tadlock	Dakota Wesleyan (S.D.)

### Second Team

1B	.....Jared Miller	Mount Marty (S.D.)
2B	.....Matt Negaard	Northwestern (Iowa)
3B	.....Ethan Schroeder	Doane (Neb.)
SS	.....Tanner O'Neal	Morningside (Iowa)
UT	.....Josh Ostrom	Nebraska Wesleyan
OF	.....Eric Nockleby	Dakota Wesleyan (S.D.)
OF	.....Stephen Englund	Northwestern (Iowa)
OF	.....Gary Davis	Briar Cliff (Iowa)
OF	.....Thomas Albert	Doane (Neb.)
C	.....Ray Finley	Concordia (Neb.)
C	.....Tony Schultz	Northwestern (Iowa)
P	.....Elliott Engle	Doane (Neb.)
P	.....Kirby Wells	Hastings (Neb.)
P	.....Jeff Gacke	Morningside (Iowa)
P	.....Lucas Carls	Dordt (Iowa)
RP	.....Beau Brown	Briar Cliff (Iowa)
DH	.....Andrew Yerrell	Concordia (Neb.)

**Co-Player of the Year:** Alex Heideman, Nebraska Wesleyan

**Co-Player of the Year:** Anthony Hincy, Doane (Neb.)

**Pitcher of the Year:** Ethan Opshal, Dakota Wesleyan (S.D.)

**Coach of the Year:** Jeremy Jorgensen, Doane (Neb.)

## Heart of America Athletic Conference

### First Team

1B	.....Alex Murrieta	MidAmerica Nazarene (Kan.)
2B	.....Jeff Eubank	Peru State (Neb.)
SS	.....Derek Glenn	MidAmerica Nazarene (Kan.)
3B	.....Michael Pena	Culver-Stockton (Mo.)
IF	.....Shane Colbert	Avila (Mo.)
OF	.....Ben Alison	MidAmerica Nazarene (Mo.)
OF	.....Alex Pena	Graceland (Iowa)
OF	.....Joey Orozco	Baker (Kan.)
OF	.....Jonathan Castillo	Peru State (Neb.)
C	.....Nick Field	Avila (Mo.)
C	.....Kyle Fredrickson	Peru State (Neb.)
P	.....Chris Thomas	Avila (Mo.)
P	.....Blake McKnight	Evangel (Mo.)
P	.....Drew Greive	Central Methodist (Mo.)
P	.....Jason Paul	Avila (Mo.)
RP	.....Justin Huggins	MidAmerica Nazarene (Kan.)
DH	.....Clemente Garza	Evangel (Mo.)

### Second Team

1B	.....Cameron Luitwieler	Avila (Mo.)
2B	.....Corwin Patis	Avila (Mo.)
SS	.....Francis Rodriguez	Graceland (Iowa)
3B	.....Tanner McCall	Avila (Mo.)
IF	.....Steven Stewart	Baker (Kan.)
OF	.....Matt Ricketts	Avila (Mo.)
OF	.....Dustin Ray	Central Methodist (Mo.)
OF	.....Nathan Jones	Evangel (Mo.)
OF	.....Ben Loughman	Benedictine (Kan.)
C	.....Daniel Peters	Central Methodist (Mo.)
C	.....Colin Starr	MidAmerica Nazarene (Kan.)
P	.....Chris Cummins	Baker (Kan.)
P	.....Will Scott	Peru State (Neb.)
P	.....Tim Crawford	Peru State (Neb.)
P	.....Bryan Duncan	Peru State (Neb.)
RP	.....Jake Johnson	Avila (Mo.)
DH	.....Aaron Molinaro	Benedictine (Kan.)

**Player of the Year:** Ben Alison, MidAmerica Nazarene (Kan.)

**Pitcher of the Year:** Chris Thomas, Avila (Mo.)

**Coach of the Year:** Daryl Cronk, Avila (Mo.)

## Kansas Collegiate Athletic Conference

### First Team

RHP	.....Daniel Cloteaux	Sterling (Kan.)
2B	.....Art Corona	Tabor (Kan.)
LHP	.....Matt Eshleman	Sterling (Kan.)
OF	.....Roemon Fields	Bethany (Kan.)
OF	.....Jared Forbush	Sterling (Kan.)
OF	.....Daniel Hall	Sterling (Kan.)
OF	.....Adam Jones	Kansas Wesleyan
RHP	.....Brian Kowal	Tabor (Kan.)
P	.....Jacob Loucks	Ottawa (Kan.)
3B/1B	.....Adam McCormick	Tabor (Kan.)



# All-Conference Teams

RHP	.....David Ormiston.....	Tabor (Kan.)
C	.....Kaylem Quinn.....	Ottawa (Kan.)
C/3B	.....Jose Rodriguez.....	Bethany (Kan.)
SS	.....Jose Sermo.....	Bethany (Kan.)
OF/1B	.....Brandon Trodick.....	Kansas Wesleyan
C	.....Matt Watson.....	Sterling (Kan.)
INF	.....Joe Williams.....	Sterling (Kan.)

## Second Team

P	.....Doug Caldwell.....	Saint Mary (Kan.)
OF/1B	.....Chase Daniels.....	Sterling (Kan.)
LHP	.....Tyler Deutscher.....	Sterling (Kan.)
1B	.....Joe Haak.....	Saint Mary (Kan.)
SS	.....Matthew Krause.....	Sterling (Kan.)
LHP	.....Levi LaBass.....	Sterling (Kan.)
OF	.....Jon Mihic.....	Kansas Wesleyan
RHP	.....Montana Prim.....	Bethany (Kan.)
OF	.....Stephen Rodgers.....	Sterling (Kan.)
P	.....Matt Royal.....	Kansas Wesleyan
OF	.....Tom Schwartz.....	Sterling (Kan.)
LF/2B	.....Koby Temple.....	Tabor (Kan.)
SS/2B	.....Colby Tessendorf.....	Tabor (Kan.)
C	.....Matt Weger.....	Tabor (Kan.)
OF/P	.....Taylor Wertz.....	McPherson (Kan.)

**Player of the Year:** Art Corona, Tabor (Kan.)

**Pitcher of the Year:** Daniel Cloteaux, Sterling (Kan.)

**Co-Freshman of the Year:** Kaylem Quinn, Ottawa (Kan.)

**Co-Freshman of the Year:** Becker Sankey, Friends (Kan.)

**Coach of the Year:** Daryl Cronk, Avila (Mo.)

## Mid-Central College Conference

LHP	.....Ryan Baker.....	Taylor (Ind.)
P	.....Kyle Barr.....	Mount Vernon Nazarene (Ohio)
P/OF	.....Jordan Coffey.....	Taylor (Ind.)
C	.....Derek Coverstone.....	Saint Francis (Ind.)
P/INF	.....Seth Eller.....	Mount Vernon Nazarene (Ohio)
RHP	.....Jerry Ferris.....	Spring Arbor (Mich.)
C	.....Rhett Goodmiller.....	Taylor (Ind.)
OF/C	.....Garrett Gordon.....	Spring Arbor (Mich.)
OF	.....Tyler Gregory.....	Saint Francis (Ind.)
INF	.....Sterling Harpst.....	Mount Vernon Nazarene (Ohio)
P	.....Wesley Hunsucker.....	Saint Francis (Ind.)
P	.....Brian Kirschbaum.....	Huntington (Ind.)
OF	.....Ian Nielsen.....	Taylor (Ind.)
1B	.....Ryne Otis.....	Taylor (Ind.)
OF	.....Eric Schultz.....	Huntington (Ind.)
INF	.....Mark Weist.....	Spring Arbor (Mich.)

**Player of the Year:** Ryne Otis, Taylor (Ind.)

**Pitcher of the Year:** Kyle Barr, Mount Vernon Nazarene (Ohio)

**Co-Coach of the Year:** Kyle Gould, Taylor (Ind.)

**Co-Coach of the Year:** Greg Roberts, Saint Francis

## Mid-South Conference

### First Team

OF	.....Manuel Alonso.....	Lindsey Wilson (Ky.)
RHP	.....Tyler Arthur.....	Georgetown (Ky.)
LHP	.....Chase Ballinger.....	Georgetown (Ky.)
3B	.....Evan Bennett.....	Cumberlands (Ky.)
P	.....Derek Cape.....	Lindsey Wilson (Ky.)
RHP	.....Jacob Cook.....	Campbellsville (Ky.)
INF	.....Andrew Garcia.....	St. Catharine (Ky.)
OF	.....Danny Gesick.....	Shawnee State (Ohio)
OF	.....Brett Hylton.....	UVA-Wise (Va.)
OF	.....Chance Kopacz.....	Campbellsville (Ky.)
INF	.....Danny Lapchak.....	Campbellsville (Ky.)
C	.....Tommy Meier.....	UVA-Wise (Va.)
C	.....Keaton Neeb.....	Campbellsville (Ky.)
IF	.....Manuel Ozoria.....	Lindsey Wilson Ky.)
IF	.....Leandro Perez.....	Lindsey Wilson (Ky.)
RHP	.....Chad Richie.....	Georgetown (Ky.)
OF/1B	.....Shane Spies.....	Rio Grande (Ohio)

### Second Team

IF	.....Drew Barrett.....	Lindsey Wilson (Ky.)
RHP	.....Ryan Chapman.....	Rio Grande (Ohio)
INF/OF	.....Rylan Chin.....	Campbellsville (Ky.)
RHP	.....Ryan Crosby.....	UVA-Wise (Va.)
RHP	.....Austin Dunfee.....	Shawnee State (Ohio)
2B	.....Randy Guite.....	Georgetown (Ky.)
OF	.....David Higuera.....	Georgetown (Ky.)

UT/RHP	.....Colin Keim.....	Shawnee State (Ohio)
OF	.....Jeff Kerian.....	Lindsey Wilson (Ky.)
RHP/OF	.....Michael McBride.....	Campbellsville (Ky.)
OF/RHP	.....Cody Morrison.....	Shawnee State (Ohio)
INF	.....Tanner Nielsen.....	Campbellsville (Ky.)
1B	.....Pat O'Brien.....	Pikeville (Ky.)
OF	.....Adam Peacock.....	Lindsey Wilson (Ky.)
P	.....Daniel Pulliam.....	Lindsey Wilson (Ky.)
C	.....Brian Smith.....	Georgetown (Ky.)
SS	.....Mike Steinke.....	Georgetown (Ky.)

**Player of the Year:** Leandro Perez, Lindsey Wilson (Ky.)

**Pitcher of the Year:** Tyler Arthur, Georgetown (Ky.)

**Freshman of the Year:** Tyler Arthur, Georgetown (Ky.)

**Coach of the Year:** Jonathan Burton, Lindsey Wilson (Ky.)

## Midlands Collegiate Athletic Conference

### First Team

C	.....Ryan Knutz.....	Bellevue (Neb.)
C	.....Gene Felise.....	York (Neb.)
1B	.....Brandon Thompson.....	Bellevue (Neb.)
2B	.....Jose Ruiz.....	Oklahoma Wesleyan
3B	.....Sean Mattson.....	Bellevue (Neb.)
SS	.....Tylor Pavel.....	Bellevue (Neb.)
IF	.....Joe Garcia.....	York (Neb.)
OF	.....Tanner Moore.....	Bellevue (Neb.)
OF	.....Cory Ford.....	Oklahoma Wesleyan
OF	.....Shane Elliott.....	Oklahoma Wesleyan
OF	.....Pat Buford.....	York (Neb.)
DH	.....Malachi Melton.....	College of the Ozarks (Mo.)
SP	.....Kody McFarland.....	Bellevue (Neb.)
SP	.....Michael Calderon.....	Bellevue (Neb.)
SP	.....Dustin Loggins.....	College of the Ozarks (Mo.)
SP	.....Dustin Phelps.....	Oklahoma Wesleyan
RP	.....Robert Greco.....	Bellevue (Neb.)

### Second Team

C	.....Nick White.....	Oklahoma Wesleyan
1B	.....Jarett Hardy.....	Oklahoma Wesleyan
2B	.....Spencer Duggan.....	Bellevue (Neb.)
3B	.....Josh Davis.....	Oklahoma Wesleyan
SS	.....Zach Garcia.....	York (Neb.)
IF	.....Denton Wolf.....	College of the Ozarks (Mo.)
OF	.....Kelvin Nelson.....	Bellevue (Neb.)
OF	.....Tyler Lopez.....	College of the Ozarks (Mo.)
OF	.....Myles Hiebert.....	Central Baptist (Ark.)
OF	.....Isaac Obermiller.....	York (Neb.)
DH	.....Nick Palese.....	Oklahoma Wesleyan
SP	.....Josh Trejo.....	Bellevue (Neb.)
SP	.....Trevor Cook.....	Oklahoma Wesleyan
SP	.....Thomas Kellner.....	Oklahoma Wesleyan
SP	.....Brett Nathan.....	York (Neb.)
RP	.....Matt Blaemire.....	York (Neb.)

**Player of the Year:** Tanner Moore, Bellevue (Neb.)

**Pitcher of the Year:** Michael Calderon, Bellevue (Neb.)

**Freshman of the Year:** Tyler Lopez, College of the Ozarks (Mo.)

**Newcomer of the Year:** Joe Garcia, York (Neb.)

**Coach of the Year:** Matt Parker, Oklahoma Wesleyan

## Midwest Collegiate Conference

1B	.....Randall Packard.....	William Penn (Iowa)
2B	.....Kylar Morgan.....	Grand View (Iowa)
SS	.....Elliot Armstrong.....	Iowa Wesleyan
3B	.....Alex Behling.....	St. Ambrose (Iowa)
2B	.....Jonathan Golden.....	St. Ambrose (Iowa)
OF	.....Brady Wathen.....	Grand View (Iowa)
OF	.....Christian Arredondo.....	Iowa Wesleyan
OF	.....Michael Mendoza.....	Iowa Wesleyan
OF	.....Blake Shepherd.....	Viterbo (Wis.)
C	.....Paul Franco.....	Mount Mercy (Iowa)
C	.....Scott Blanchette.....	St. Ambrose (Iowa)
SP	.....Jacob Sanchez.....	Iowa Wesleyan
SP	.....Abraham Carrasco.....	Mount Mercy (Iowa)
SP	.....Bryan Hennessy.....	St. Ambrose (Iowa)
SP	.....Jorge Quezada.....	William Penn (Iowa)
RP	.....Brad McGuire.....	William Penn (Iowa)
DH	.....Spenser Poppinga.....	Waldorf (Iowa)

**Player of the Year:** Michael Mendoza, Iowa Wesleyan

**Pitcher of the Year:** Jacob Sanchez, Iowa Wesleyan

**Co-Coach of the Year:** Jim Callahan, St. Ambrose

**Co-Coach of the Year:** Lou Yacinich, Grand View (Iowa)

## Red River Athletic Conference

### First Team

1B	.....Greg Friesen.....	LSU Shreveport (La.)
2B	.....Stephen Hobbins.....	LSU Shreveport (La.)
3B	.....Devin Greco.....	LSU Shreveport (La.)
SS	.....Joshua Cappello.....	Southwest (N.M.)
C	.....Adam Humes.....	Northwood (Texas)
C	.....Alex Padilla.....	Texas Wesleyan
OF	.....Ridge Gonsoulin.....	LSU Shreveport (La.)
OF	.....Peter Moldonado.....	Texas at Brownsville
OF	.....Tristan Neal.....	Texas College
OF	.....Kyle Pearson.....	LSU Shreveport (La.)
DH	.....Colby Henscey.....	Texas at Brownsville
UT	.....Jose Serna.....	Texas College
SP	.....Nolan Barbee.....	Texas Wesleyan
SP	.....Matt Lackie.....	LSU Shreveport (La.)
SP	.....Jared Mortensen.....	LSU Shreveport (La.)
SP	.....Derek Vaughn.....	Texas Wesleyan
RP	.....Patrick Stanley.....	Texas Wesleyan

### Second Team

1B	.....Justin Barnes.....	Texas Wesleyan
2B	.....Edwin Arroyo.....	Northwood (Texas)
3B	.....Ysidoro Reyna.....	Southwest (N.M.)
SS	.....Manny Estrada.....	LSU Shreveport (La.)
C	.....David Dorton.....	LSU Shreveport (La.)
C	.....Blaine Shackelford.....	Texas College
OF	.....Austin Atwell.....	Northwood (Texas)
OF	.....Kade Billeaudeaux.....	LSU Shreveport (La.)
OF	.....Zach Cordia.....	Texas at Brownsville
OF	.....Anthony Seabolt.....	Bacone (Okla.)
DH	.....Mario Mendoza.....	SAGU (Texas)
UT	.....Kym Barthel.....	LSU Shreveport (La.)
SP	.....Aldo Montoya.....	Texas College
SP	.....Teddy Nowell.....	Northwood (Texas)
SP	.....Adam Vera.....	Texas at Brownsville
SP	.....Dillon Wilson.....	Texas Wesleyan
RP	.....Clinton Graham.....	Southwest (N.M.)

**Player of the Year:** Kyle Pearson, LSU Shreveport (La.)

**Pitcher of the Year:** Jared Mortensen, LSU Shreveport (La.)

**Coach of the Year:** Rocke Musgraves, LSU Shreveport (La.)

## Sooner Athletic Conference

### First Team

C	.....Chad Carman.....	Oklahoma City
C	.....Mitchell Prophet.....	Oklahoma Baptist
1B	.....Miguel Beltran.....	Oklahoma City
2B	.....Richard Bohlen.....	Lubbock Christian (Texas)
3B	.....Heath Wilda.....	Science & Arts (Okla.)
SS	.....Chris Munoz.....	Oklahoma City
UT	.....Daniel Baptista.....	Oklahoma Baptist
OF	.....Dane Phillips.....	Oklahoma City
OF	.....Jared Coon.....	Science & Arts (Okla.)
OF	.....Eric Baker.....	Rogers State (Okla.)
OF	.....Jarad Moore.....	Northwestern Oklahoma State
DH	.....Karl Seiter.....	Lubbock Christian (Texas)
SP	.....Chad Hardison.....	Oklahoma Baptist
SP	.....Rich Hawkins.....	Oklahoma City
SP	.....Tyler Rogers.....	Lubbock Christian (Texas)
SP	.....Shawn Spainhoward.....	Rogers State (Okla.)
RP	.....Jesus Carlos.....	Oklahoma Baptist

### Second Team

C	.....Jason Fisch.....	Lubbock Christian (Texas)
C	.....Lance Rymel.....	Rogers State (Okla.)
1B	.....Zach Gonzalez.....	Science & Arts (Okla.)
2B	.....Hector Rivera.....	Rogers State (Okla.)
3B	.....Camilo Baldelomar.....	Northwestern Oklahoma State
SS	.....Yael Colon.....	Oklahoma Baptist
UT	.....Luis Martinez.....	Mid-America Christian (Okla.)
OF	.....Colton Campbell.....	Rogers State (Okla.)
OF	.....James Tunnell.....	Southern Nazarene (Okla.)
OF	.....Dillon Usiak.....	Oklahoma Baptist
OF	.....Kale Gaden.....	Oklahoma City
DH	.....John Basnight.....	Southern Nazarene (Okla.)
SP	.....Brandon Bargas.....	Rogers State (Okla.)
SP	.....Kyle Duncan.....	Rogers State (Okla.)
SP	.....Steven Messner.....	Oklahoma Baptist (Okla.)
SP	.....Blake Schwartz.....	Oklahoma City



# All-Conference Teams

RP.....Patrick Goelz.....Oklahoma City

**Player of the Year:** Miguel Beltran, Oklahoma City

**Coach of the Year:** Chris Pingry, St. Gregory's (Okla.)

## Southern States Athletic Conference

### First Team

INF.....Blake Barber.....Lee (Tenn.)  
RHP.....Corey Black.....Faulkner (Ala.)  
RF.....Jeremy Boyd.....Southern Poly (Ga.)  
1B/OF.....Corey Davis.....Lee (Tenn.)  
RHP.....Will Dismukes.....Faulkner (Ala.)  
LF.....Anthony Doss.....Belhaven (Miss.)  
C.....Michael Dugan.....Auburn Montgomery (Ala.)  
CF.....Thomas Floyd.....Southern Wesleyan (S.C.)  
RHP.....Cody Hall.....Auburn Montgomery (Ala.)  
RHP.....Kris Hall.....Lee (Tenn.)  
OF.....Willie Lewis.....Shorter (Ga.)  
INF.....Craig Massey.....Faulkner (Ala.)  
UTL.....Blake McCullers.....Shorter (Ga.)  
OF.....Miguel Reyes.....Brewton-Parker (Ga.)  
RHP.....Jose Samayoa.....Lee (Tenn.)  
2B.....Brian Sims.....Spring Hill (Ala.)  
3B.....Jon White.....Southern Poly (Ga.)

### Second Team

OF.....Brook Boudreux.....Faulkner (Ala.)  
INF.....Daniel Cayton.....Faulkner (Ala.)  
C.....Zach Colby.....Faulkner (Ala.)  
3B.....Hunter Cross.....Auburn Montgomery (Ala.)  
SS.....Alex Delgado.....Emmanuel (Ga.)  
P.....Chuck Ghysels.....Truett-McConnell (Ga.)  
SS.....Daniel Jones.....Brewton-Parker (Ga.)  
RHP.....Williams Mizrahi.....Emmanuel (Ga.)  
INF/OF.....Mike Moore.....Lee (Tenn.)  
P.....Ryan Newell.....Shorter (Ga.)  
1B.....Logan Remson.....Auburn Montgomery (Ala.)  
SS.....Edmanuel Rivera.....Lee (Tenn.)  
C/INF.....Jorge Saez.....Lee (Tenn.)  
P.....Casey Shiver.....Southern Poly (Ga.)  
OF.....Shane Turner.....Auburn Montgomery (Ala.)  
1B.....Kendall Wehrle.....Southern Poly (Ga.)  
OF.....Tucker Willard.....Faulkner (Ala.)  
C.....Jordan Williams.....Southern Poly (Ga.)

**Player of the Year:** Blake Barber, Lee (Tenn.)

**Pitcher of the Year:** Corey Black, Faulkner (Ala.)

**Freshman of the Year:** Braxton Hamil, Mobile (Ala.)

**Newcomer of the Year:** Patrick McCarthy, Faulkner (Ala.)

**Coach of the Year:** Rocke Musgraves, LSU Shreveport (La.)

## The Sun Conference

### First Team

1B.....Chris Page.....Embry-Riddle (Fla.)  
2B.....Gabe Torres.....South Carolina Beaufort  
3B.....Victor Madrazo.....St. Thomas (Fla.)  
SS.....Ben Kline.....Embry-Riddle (Fla.)  
INF.....Alejandro Diaz.....Florida Memorial  
OF.....Joel Capote.....St. Thomas (Fla.)  
OF.....Frankie Arias.....Embry-Riddle (Fla.)  
OF.....Ian McGeorge.....Embry-Riddle (Fla.)  
OF.....Greg Smith.....Embry-Riddle (Fla.)  
C.....Jamison Sweat.....SCAD Savannah (Ga.)  
C.....Dylan Nasiatka.....South Carolina Beaufort  
P.....Michael Heesch.....South Carolina Beaufort  
P.....Daniel Eaton.....Embry-Riddle (Fla.)  
P.....Kevin Maloney.....Embry-Riddle (Fla.)  
P.....Dylan Webber-Callahan.....SCAD Savannah (Ga.)  
RP.....Dane Stone.....St. Thomas (Fla.)  
DH.....Hector Acosta.....St. Thomas (Fla.)

### Second Team

1B.....Erik Armstrong.....South Carolina Beaufort  
2B.....Armando Alvarez.....Southeastern (Fla.)  
3B.....David O'Neil.....South Carolina Beaufort  
SS.....Hunter Pope.....SCAD Savannah (Ga.)  
INF.....Jeff Lemon.....Embry-Riddle (Fla.)  
OF.....Brandon Kirby.....Warner (Fla.)  
OF.....Ty Main.....South Carolina Beaufort  
OF.....Shane Casey.....Southeastern (Fla.)  
OF.....Antonio Sepulveda.....St. Thomas (Fla.)  
C.....JC Gil.....Florida Memorial

C.....Ryan Regidor.....Webber International (Fla.)  
P.....Adam Paulencu.....Embry-Riddle (Fla.)  
P.....Justin James.....Ave Maria (Fla.)  
P.....Aaron Kehres.....Warner (Fla.)  
P.....Adam Miller.....South Carolina Beaufort  
RP.....Robbie Ratliff.....Embry-Riddle (Fla.)

**Player of the Year:** Joel Capote, St. Thomas (Fla.)

**Pitcher of the Year:** Michael Heesch, South Carolina Beaufort

**Coach of the Year:** Randy Stegall, Embry-Riddle

## TranSouth Athletic Conference

### First Team

1B.....Nate Bell.....Blue Mountain (Miss.)  
IF.....Chris Cain.....Bethel (Tenn.)  
RHP.....Cody Dew.....Union (Tenn.)  
RHP.....Roberto Ferguson.....Freed-Hardeman (Tenn.)  
1B.....Nick Flanagan.....Martin Methodist (Tenn.)  
OF.....Clint Gobbell.....Martin Methodist (Tenn.)  
SS.....Danny Grimm.....Union (Tenn.)  
RHP/1B.....Will Irvin.....Union (Tenn.)  
C.....Doug Joyce.....Union (Tenn.)  
OF.....Justin Mackey.....Freed-Hardeman (Tenn.)  
IF/P.....Mike Mandarino.....Cumberland (Tenn.)  
3B.....Evan Mansell.....Freed-Hardeman (Tenn.)  
OF.....Brett Pawlan.....Union (Tenn.)  
2B.....Robert Prieto.....Freed-Hardeman (Tenn.)  
P/OF.....Gardner Richey.....Blue Mountain (Miss.)  
C.....Keith Tidwell.....Martin Methodist (Tenn.)  
LHP.....Gary Ward.....Bethel (Tenn.)

### Second Team

P.....Hunter Burge.....Mid-Continent (Ky.)  
OF.....Henry Castaigne.....Lyon (Ark.)  
OF.....Brian Ferrell.....Bethel (Tenn.)  
IF/LHP.....Cody Ferrell.....Cumberland (Tenn.)  
RHP.....Brock Glass.....Martin Methodist (Tenn.)  
OF.....Rob Holley.....Martin Methodist (Tenn.)  
OF.....Jesse Hykes.....Freed-Hardeman (Tenn.)  
OF.....Lance Jarrell.....Bethel (Tenn.)  
OF.....Seth Kennedy.....Blue Mountain (Miss.)  
2B.....Sam Lind.....Cumberland (Tenn.)  
IF/P.....Mike Mandarino.....Cumberland (Tenn.)  
C.....Tyler Roberson.....Bethel (Tenn.)  
P.....Tomas Rodriguez.....Mid-Continent (Ky.)  
LHP.....Talan Roepcke.....Lyon (Ark.)  
LHP.....Chipper Smith.....Cumberland (Tenn.)  
LHP.....Andy Southard.....Freed-Hardeman (Tenn.)  
C.....Jake Todd.....Freed-Hardeman (Tenn.)  
IF.....Cory Urquhart.....Cumberland (Tenn.)  
IF.....Ben Wallis.....Blue Mountain (Miss.)

**Player of the Year:** Mike Mandarino, Cumberland (Tenn.)

**Coach of the Year:** Jonathan Estes, Freed-Hardeman (Tenn.)

## Wolverine-Hoosier Athletic Conference

1B.....Eric Wald.....Indiana Tech  
2B.....Chase Freeman.....Concordia (Mich.)  
3B.....Brett Howard.....Siena Heights (Mich.)  
SS.....Cory Lehman.....Siena Heights (Mich.)  
IF.....Ryan Grigonis.....Aquinas (Mich.)  
OF.....Dan Harder.....Madonna (Mich.)  
OF.....Brandon Bongard.....Davenport (Mich.)  
OF.....Jotham Woo.....Davenport (Mich.)  
OF.....Ben Smith.....Northwestern Ohio  
C.....Ignatius Mackenzie.....Indiana Tech  
C.....Austin Licon.....Davenport (Mich.)  
P.....Brandon Alger.....Indiana Tech  
P.....Jeremy Gooding.....Madonna (Mich.)  
P.....Corey Alexander.....Siena Heights (Mich.)  
P.....Zach Petrich.....Northwestern Ohio  
RP.....Austin Park.....Northwestern Ohio  
DH.....Mike Allen.....Davenport (Mich.)

**Player of the Year:** Cory Lehman, Siena Heights (Mich.)

**Pitcher of the Year:** Brandon Alger, Indiana Tech

**Coach of the Year:** Kip McWilliams, Indiana Tech

## NAIA East - Unaffiliated Group No. 1

### American Mideast/Gulf Coast/Kentucky Intercollegiate

1B.....Christian McHatten.....Brescia (Ky.)  
2B.....Frank Plaskota.....Indiana Southeast  
3B.....Lee Bodnar.....Point Park (Pa.)  
SS.....Chase Benifield.....Talladega (Ala.)  
INF.....Clinton Horvath.....Edward Waters (Fla.)  
OF.....Javier Marticorena.....Point Park (Pa.)  
OF.....Rob Novia.....Point Park (Pa.)  
OF.....Alex Hegge.....Brescia (Ky.)  
OF.....Danny Olszowy.....Asbury (Ky.)  
C.....Kamero Mizzell.....Talladega (Ala.)  
P.....Derek Peluso.....Point Park (Pa.)  
P.....Sean Claek.....Point Park (Pa.)  
P.....Gabriel Viso.....Talladega (Ala.)  
P.....James Rodriguez.....Talladega (Ala.)  
RP.....Mike Tullio.....Point Park (Pa.)  
DH.....Kenneth Crosby.....Edward Waters (Fla.)

**Player of the Year:** Chase Benifield, Talladega (Ala.)

**Pitcher of the Year:** Derek Peluso, Point Park (Pa.)

## NAIA West - Unaffiliated Group No. 2

### Independent/Cal Pac/Cascade/Frontier

1B.....Alfonso Casillas.....Lewis-Clark State  
2B.....Angel Marti.....Simpson  
3B.....Trent Bridges.....Lewis-Clark State  
SS.....Tanner Hodges.....College of Idaho  
IF.....Marc Gallegos.....Corban  
IF.....Andrew Firth.....British Columbia  
OF.....Steven Blum.....Corban  
OF.....Collin Forgey.....Menlo  
OF.....Izaak Garsez.....College of Idaho  
OF.....Colby Sokol.....Corban  
C.....Jarel Lewis.....College of Idaho  
C.....Ben Talbot.....Concordia  
P.....Anthony Armanino.....Lewis-Clark State  
P.....Michael Noteware.....Lewis-Clark State  
P.....Taylor Nicholson.....College of Idaho  
P.....David Otterman.....British Columbia  
RP.....Joey Webb.....Menlo  
DH.....Braxton Miller.....Lewis-Clark State

**Player of the Year:** Izaak Garsez, College of Idaho

**Pitcher of the Year:** Michael Noteware, Lewis-Clark State (Idaho)

**Coach of the Year:** Gary Picone, Lewis-Clark State (Idaho)



# Gold Glove Teams

## American Midwest Conference

P.....Luke Davis.....Hannibal-LaGrange (Mo.)  
C.....Derek Fletcher.....William Woods (Mo.)  
1B.....Derek McCawley.....William Woods (Mo.)  
2B.....Jacob Harrison.....William Woods (Mo.)  
3B.....Kyle Hardy.....Missouri Baptist  
SS.....Patrick Johnson.....Missouri Baptist  
LF.....Brent Nelson.....Harris-Stowe State (Mo.)  
CF.....Blake Dirnberger.....Harris-Stowe State (Mo.)  
RF.....Trevor McGrath.....Benedictine-Springfield (Ill.)

## Appalachian Athletic Conference

C.....DeWayne Boyd.....Bryan (Tenn.)  
OF.....Shane Clawson.....Bryan (Tenn.)  
CF.....Wesley Jones.....Milligan (Tenn.)  
OF.....Phillip Bates.....Reinhardt (Ga.)  
INF.....Collins Wold.....Reinhardt (Ga.)  
RHP.....Zach Fleshman.....Tennessee Wesleyan  
INF.....Taylor Oldham.....Tennessee Wesleyan  
OF.....Jake Stone.....Tennessee Wesleyan  
INF.....Arthur Dockery.....Union (Ky.)

## Chicagoland Collegiate Athletic Conference

C.....Adam Boyer.....Trinity Christian (Ill.)  
IF.....Adam Koglin.....Saint Xavier (Ill.)  
P/OF.....Jack Kosar.....Illinois Tech  
OF.....David Kuhne.....St. Francis (Ill.)  
OF.....Matt McHenry.....Judson (Ill.)  
INF.....Tim Meyer.....Robert Morris (Ill.)  
OF.....Tim Reichert.....St. Francis (Ill.)  
1B.....Joe Ruge.....St. Francis (Ill.)  
2B.....Tom Simek.....Saint Xavier (Ill.)

## Golden State Athletic Conference

1B.....Spencer Downs.....The Master's (Calif.)  
2B.....Marcus Heisner.....Point Loma Nazarene (Calif.)  
3B.....Cody Harris.....The Master's (Calif.)  
SS.....Anthony Rodriguez.....Azusa Pacific (Calif.)  
LF.....Kyle Konicek.....Concordia (Calif.)  
CF.....J.J. Turbin.....Westmont (Calif.)  
RF.....Brent Warren.....Azusa Pacific (Calif.)  
C.....Bryan Lucas.....The Master's (Calif.)  
P.....Lucas Whitmore.....San Diego Christian (Calif.)

## Great Plains Athletic Conference

1B.....D.J. Johnson.....Midland (Neb.)  
2B.....Matt Negaard.....Northwestern (Iowa)  
3B.....Derek Kampschneider.....Midland (Neb.)  
SS.....Anthony Hincy.....Doane (Neb.)  
P.....Steven Aschinger.....Morningside (Iowa)  
C.....Geoff Hobbs.....Hastings (Neb.)  
LF.....Cody Burgener.....Sioux Falls (S.D.)  
CF.....Zak Goodrich.....Concordia (Neb.)  
RF.....Michael Albert.....Doane (Neb.)

## Heart of America Athletic Conference

1B.....Cameron Luitwieler.....Avila (Mo.)  
2B.....Kevin Liddle.....MidAmerica Nazarene (Kan.)  
3B.....Gustavo Arcia.....Peru State (Neb.)  
SS.....Jacob Garrison.....Evangel (Mo.)  
LF.....Joshua Zach.....Baker (Kan.)  
CF.....Kyle Segraves.....MidAmerica Nazarene (Kan.)  
RF.....Matt Gessner.....Central Methodist (Mo.)  
C.....Nick Field.....Avila (Mo.)  
P.....James Chapman.....Avila (Mo.)

## Kansas Collegiate Athletic Conference

CF.....Michael Ferracuti.....Saint Mary (Kan.)  
CF.....Roemon Fields.....Bethany (Kan.)  
OF.....Jared Forbush.....Sterling (Kan.)  
1B.....Joe Haak.....Saint Mary (Kan.)  
SS.....Devin Hupp.....Saint Mary (Kan.)  
OF.....Adam Jones.....Kansas Wesleyan  
C.....Travis Quick.....Saint Mary (Kan.)  
MIF.....Stephen Rodgers.....Sterling (Kan.)  
P.....Matt Royal.....Kansas Wesleyan

## Mid-Central College Conference

INF.....Blake Ayers.....Huntington (Ind.)  
P.....Kyle Barr.....Mount Vernon Nazarene (Ohio)  
OF.....Adam Christner.....Huntington (Ind.)  
C.....Derek Coverstone.....Saint Francis (Ind.)  
OF.....Justin Forster.....Spring Arbor (Mich.)  
OF.....Jordan Klopfenstein.....Huntington (Ind.)  
1B.....Ryne Otis.....Taylor (Ind.)  
OF.....Eric Schultz.....Huntington (Ind.)  
OF.....Casey Weaver.....Bethel (Ind.)

## Mid-South Conference

1B.....Kyle Findley.....Rio Grande (Ohio)  
2B.....Andrew Garcia.....St. Catharine (Ky.)  
3B.....Drew Barrett.....Lindsey Wilson (Ky.)  
SS.....Tanner Nielsen.....Campbellsville (Ky.)  
LF.....Luke Taylor.....Rio Grande (Ohio)  
CF.....Ryan Burnett.....Shawnee State (Ohio)  
RF.....Jeff Kerian.....Lindsey Wilson (Ky.)  
C.....Tommy Meier.....UVA-Wise (Va.)  
P.....Daniel Pulliam.....Lindsey Wilson (Ky.)

## Midlands Collegiate Athletic Conference

C.....Gene Felise.....York (Neb.)  
1B.....Jarett Hardy.....Oklahoma Wesleyan  
2B.....Josh Nuyten.....York (Neb.)  
3B.....Isidro Carrizosa, Jr.....York (Neb.)  
SS.....Tylor Pavel.....Bellevue (Neb.)  
LF.....Kelvin Nelson.....Bellevue (Neb.)  
CF.....Cory Ford.....Oklahoma Wesleyan  
RF.....Shane Elliott.....Oklahoma Wesleyan  
P.....Thomas Kellner.....Oklahoma Wesleyan

## Midwest Collegiate Conference

1B.....Matt Rosenberger.....St. Ambrose (Iowa)  
2B.....Scott Thornton.....Mount Mercy (Iowa)  
SS.....David Rodriguez.....Mount Mercy (Iowa)  
3B.....Bobby Lloyd.....Iowa Wesleyan  
OF.....Gary Mayberry.....Ashford (Iowa)  
OF.....Ryan Doeppel.....Iowa Wesleyan  
OF.....Jake Bews.....Valdorf (Iowa)  
P.....Jacob Sanchez.....Iowa Wesleyan  
C.....Paul Franco.....Mount Mercy (Iowa)

## Red River Athletic Conference

1B.....Justin Barnes.....Texas Wesleyan  
2B.....Edwin Arroyo.....Northwood (Texas)  
3B.....Ysidoro Reyna.....Southwest (N.M.)  
SS.....Joshua Cappello.....Southwest (N.M.)  
C.....Lester Gonzalez.....Bacone (Okla.)  
OF.....Austin Atwell.....Northwood (Texas)  
OF.....Jake Howeth.....Texas Wesleyan  
OF.....Kyle Pearson.....LSU Shreveport (La.)  
P.....Adam Vera.....Texas at Brownsville

## Sooner Athletic Conference

C.....Chad Carman.....Oklahoma City  
1B.....Miguel Beltran.....Oklahoma City  
2B.....Brian Fisher.....Oklahoma City  
3B.....Michael Cerda.....Oklahoma Baptist  
SS.....Ryan Burnaman.....Lubbock Christian (Texas)  
LF.....Colton Campbell.....Rogers State (Okla.)  
CF.....Eric Baker.....Rogers State (Okla.)  
RF.....Justin Rivera.....Mid-America Christian (Okla.)  
P.....Chad Hardison.....Oklahoma Baptist

## Southern States Athletic Conference

INF.....Justin Beck.....Mobile (Ala.)  
OF.....Brook Boudreux.....Faulkner (Ala.)  
SS.....Alex Delgado.....Emmanuel (Ga.)  
C.....Michael Dugan.....Auburn Montgomery (Ala.)  
OF.....Nick Fryman.....Truett-McConnell (Ga.)  
P.....Chuck Ghysels.....Truett-McConnell (Ga.)  
INF.....Braxton Hamil.....Mobile (Ala.)  
INF.....Brady King.....Mobile (Ala.)  
OF.....Brady Renner.....Lee (Tenn.)

## The Sun Conference

1B.....Matt Zajac.....SCAD Savannah (Ga.)  
2B.....Gabe Loweree.....Ave Maria (Fla.)  
3B.....Nick Pascente.....Webber International (Fla.)  
SS.....Alex Sanchez.....Ave Maria (Fla.)  
LF.....Shane Casey.....Southeastern (Fla.)  
CF.....Ethan Lovell.....Warner (Fla.)  
RF.....Brandon Kirby.....Warner (Fla.)  
C.....Adam Cellini.....Embry-Riddle (Fla.)  
P.....Chad Modomo.....Embry-Riddle

## TranSouth Athletic Conference

1B.....Nate Bell.....Blue Mountain (Miss.)  
OF.....Antonio Butler.....Cumberland (Tenn.)  
RHP.....Roberto Ferguson.....Freed-Hardeman (Tenn.)  
SS.....Danny Grimm.....Union (Tenn.)  
2B.....Sam Lind.....Cumberland (Tenn.)  
OF.....Justin Mackey.....Freed-Hardeman (Tenn.)  
3B.....Justin McQueen.....Martin Methodist (Tenn.)  
OF.....Hunter Mize.....Blue Mountain (Miss.)  
C.....Keith Tidwell.....Martin Methodist (Tenn.)

## Wolverine-Hoosier Athletic Conference

P.....Corey Alexander.....Siena Heights (Mich.)  
OF.....Dan Harder.....Madonna (Mich.)  
C.....Donny Holland.....Madonna (Mich.)  
P/INF.....Nick Kissane.....Aquinas (Mich.)  
SS.....Cory Lehman.....Siena Heights (Mich.)  
OF.....Brandon Paletta.....Indiana Tech  
OF.....Steve Pelletier.....Madonna (Mich.)  
2B.....Reinaldo Scott.....Indiana Tech  
1B.....Eric Wald.....Indiana Tech

## NAIA East - Unaffiliated Group No. 1

### American Mideast/ Gulf Coast/ Kentucky Intercollegiate

1B.....Craig Roberts.....Indiana Southeast  
2B.....Tyler Weaver.....Asbury (Ky.)  
3B.....Brandon Smith.....Asbury (Ky.)  
SS.....Dillon Sauers.....Point Park (Pa.)  
LF.....Michael Flynn.....Fisher (Mass.)  
CF.....Tom Pisinski.....Point Park (Pa.)  
RF.....Dominic Zaher.....Fisher (Mass.)  
C.....Kamero Mizzell.....Talladega (Ala.)  
P.....Nathan Spohn.....Point Park (Pa.)

## NAIA West - Unaffiliated Group No. 2

### Independent/ Cal Pac/ Cascade/ Frontier

1B.....Graig Lonergan.....Simpson (Calif.)  
2B.....C.J. Dailey.....Menlo (Calif.)  
3B.....Jeffrey Harris.....College of Idaho  
SS.....Marc Gallegos.....Corban (Ore.)  
LF.....Collin Forgey.....Menlo (Calif.)  
CF.....Jordan Payne.....Lewis-Clark State (Idaho)  
RF.....Connor Moore.....Lewis-Clark State (Idaho)  
C.....Ty Finley.....Menlo (Calif.)  
P.....Chad Yeggy.....College of Idaho

# 2012 Week-by-Week Ratings

## Preseason - Nov. 15

Rank	Prvs.	School	Points
1	2	Oklahoma City (4)	481
2	RV	Concordia (Calif.) (10)	465
3	7	Lee (Tenn.) (1)	457
4	9	Lubbock Christian (Texas)	448
5	1	Embry-Riddle (Fla.) (2)	447
6	6	LSU Shreveport (La.) (1)	426
7	5	Cumberland (Tenn.)	390
8	12	Faulkner (Ala.)	383
9	4	Oklahoma Baptist	362
10	13	Biola (Calif.)	331
11	11	Lewis-Clark State (Idaho)	327
12	8	Union (Ky.)	323
13	10	Auburn Montgomery (Ala.)	296
14	22	Union (Tenn.)	244
15	14	Missouri Baptist	234
16	20	Belhaven (Miss.)	234
17	18	Fresno Pacific (Calif.)	221
18	RV	Tennessee Wesleyan	190
19	15	Rogers State (Okla.)	186
20	17	British Columbia	181
21	19	Southern Poly (Ga.)	154
22	24	York (Neb.)	151
23	RV	Madonna (Mich.)	127
24	21	Northwood (Texas)	99
25	RV	Taylor (Ind.)	94

## Rating 1 - March 27

Rank	Prvs.	School	Points
1	3	Lee (Tenn.) (13)	554
2	NR	LSU Shreveport (La.) (3)	536
3	1	Oklahoma City (1)	511
4	5	Embry-Riddle (Fla.)	486
5	RV	Azusa Pacific (Calif.) (3)	485
6	9	Oklahoma Baptist	464
7	18	Tennessee Wesleyan	450
8	8	Faulkner (Ala.)	415
9	RV	Point Park (Pa.)	403
10	NR	Spring Arbor (Mich.)	351
11	4	Lubbock Christian (Texas)	349
12	RV	St. Thomas (Fla.)	343
13	RV	Campbellsville (Ky.)	331
14	2	Concordia (Calif.)	322
15	11	Lewis-Clark State (Idaho)	311
16	13	Auburn Montgomery (Ala.)	282
17	NR	Georgetown (Ky.)	244
18	NR	Bethel (Tenn.)	227
19	NR	Northwood (Texas)	205
20	21	Southern Poly (Ga.)	166
21	NR	Freed-Hardeman (Tenn.)	163
22	NR	College of Idaho	153
23	RV	Cal State San Marcos	147
24	NR	Judson (Ill.)	111
25	15	Belhaven (Miss.)	106

## Rating 2 - April 3

Rank	Prvs.	School	Points
1	2	LSU Shreveport (La.) (15)	523
2	4	Oklahoma City (1)	493
3	1	Lee (Tenn.) (1)	490
4	4	Embry-Riddle (Fla.)	480
5	5	Azusa Pacific (Calif.) (2)	475
6	8	Faulkner (Ala.)	421
7	6	Oklahoma Baptist	416
8	9	Point Park (Pa.)	411
9	10	Spring Arbor (Mich.)	382
10	7	Tennessee Wesleyan	369
11	14	Concordia (Calif.)	364
12	15	Lewis-Clark State (Idaho)	347
13	11	Lubbock Christian (Texas)	314
14	12	St. Thomas (Fla.)	290
15	20	Southern Poly (Ga.)	288
16	RV	Lindsey Wilson (Ky.)	246
17	16	Auburn Montgomery (Ala.)	220
18	21	Freed-Hardeman (Tenn.)	214
19	NR	Avila (Mo.)	163
20	24	Judson (Ill.)	161
21	17	Georgetown (Ky.)	145
22	25	Belhaven (Miss.)	143
23	RV	Tabor (Kan.)	142
24	RV	The Master's (Calif.)	116
25	23	Cal State San Marcos	104

## Rating 3 - April 10

Rank	Prvs.	School	Points
1	1	LSU Shreveport (La.) (17)	527
2	3	Lee (Tenn.)	508
3	2	Oklahoma City (1)	491
4	6	Faulkner (Ala.)	477
5	5	Azusa Pacific (Calif.) (1)	451
6	4	Embry-Riddle (Fla.)	433
7	7	Oklahoma Baptist	425
8	10	Tennessee Wesleyan	421
9	12	Lewis-Clark State (Idaho)	382
10	8	Point Park (Pa.)	365
11	11	Concordia (Calif.)	362
12	14	St. Thomas (Fla.)	353
13	16	Lindsey Wilson (Ky.)	320
14	13	Lubbock Christian (Texas)	266
15	RV	Avila (Mo.)	263
16	17	Auburn Montgomery (Ala.)	258
17	23	Tabor (Kan.)	224
18	21	Georgetown (Ky.)	223
19	24	The Master's (Calif.)	207
20	RV	Taylor (Ind.)	195
21	18	Freed-Hardeman (Tenn.)	182
22	RV	South Carolina Beaufort	179
23	20	Judson (Ill.)	147
24	RV	Shorter (Ga.)	140
25	9	Spring Arbor (Mich.)	137

## Rating 4 - April 17

Rank	Prvs.	School	Points
1	1	LSU Shreveport (La.) (18)	558
2	3	Oklahoma City	530
3	2	Lee (Tenn.)	529
4	5	Azusa Pacific (Calif.) (2)	501
5	4	Faulkner (Ala.)	497
6	8	Tennessee Wesleyan	454
7	7	Oklahoma Baptist	444
8	6	Embry-Riddle (Fla.)	427
9	10	Point Park (Pa.)	410
10	9	Lewis-Clark State (Idaho)	389
11	13	Lindsey Wilson (Ky.)	381
12	11	Concordia (Calif.)	370
13	12	St. Thomas (Fla.)	368
14	18	Georgetown (Ky.)	285
15	24	Shorter (Ga.)	261
16	19	The Master's (Calif.)	257
17	20	Taylor (Ind.)	255
18	14	Lubbock Christian (Texas)	248
19	22	South Carolina Beaufort	247
20	23	Judson (Ill.)	231
21	21	Freed-Hardeman (Tenn.)	205
22	16	Auburn Montgomery (Ala.)	198
23	15	Avila (Mo.)	155
24	RV	College of Idaho	130
25	RV	Rogers State (Okla.)	112

## Rating 5 - April 24

Rank	Prvs.	School	Points
1	1	LSU Shreveport (La.) (19)	560
2	2	Oklahoma City	519
3	5	Faulkner (Ala.)	518
4	4	Azusa Pacific (Calif.) (1)	516
5	3	Lee (Tenn.)	503
6	8	Embry-Riddle (Fla.)	453
7	6	Tennessee Wesleyan	422
8	7	Oklahoma Baptist	421
9	10	Lewis-Clark State (Idaho)	413
10	9	Point Park (Pa.)	412
11	12	Concordia (Calif.)	386
12	13	St. Thomas (Fla.)	379
13	11	Lindsey Wilson (Ky.)	347
14	14	Georgetown (Ky.)	314
15	19	South Carolina Beaufort	307
16	22	Auburn Montgomery (Ala.)	268
17	20	Judson (Ill.)	245
18	18	Lubbock Christian (Texas)	238
19	21	Freed-Hardeman (Tenn.)	236
20	15	Shorter (Ga.)	169
21	24	College of Idaho	161
22	NR	Avila (Mo.)	154
23	RV	Indiana Tech	148
24	17	Taylor (Ind.)	140
25	25	Rogers State (Okla.)	128

## Rating 6 - May 1

Rank	Prvs.	School	Points
1	1	LSU Shreveport (La.) (18)	559
2	2	Oklahoma City	527
3	3	Faulkner (Ala.)	521
4	4	Azusa Pacific (Calif.) (2)	514
5	5	Lee (Tenn.)	495
6	6	Embry-Riddle (Fla.)	458
7	7	Tennessee Wesleyan	449
8	8	Oklahoma Baptist	422
9	9	Lewis-Clark State (Idaho)	404
10	10	Point Park (Pa.)	396
11	11	Concordia (Calif.)	387
12	13	Lindsey Wilson (Ky.)	350
13	15	South Carolina Beaufort	343
14	14	Georgetown (Ky.)	331
15	12	St. Thomas (Fla.)	293
16	17	Judson (Ill.)	271
17	16	Auburn Montgomery (Ala.)	263
18	25	Rogers State (Okla.)	247
19	19	Freed-Hardeman (Tenn.)	209
20	20	Shorter (Ga.)	194
21	23	Indiana Tech	175
22	24	Taylor (Ind.)	151
23	NR	MidAmerica Nazarene (Kan.)	134
24	18	Lubbock Christian (Texas)	127
25	RV	Bellevue (Neb.)	116

## Final - May 6

Rank	Prvs.	School	Points
1	1	LSU Shreveport (La.) (17)	498
2	5	Lee (Tenn.) (1)	475
3	2	Oklahoma City	464
4	4	Azusa Pacific (Calif.)	447
5	3	Faulkner (Ala.)	440
6	6	Tennessee Wesleyan	415
7	8	Oklahoma Baptist	400
8	6	Embry-Riddle (Fla.)	379
9	11	Concordia (Calif.)	367
10	9	Lewis-Clark State (Idaho)	352
11	12	Lindsey Wilson (Ky.)	327
12	15	St. Thomas (Fla.)	305
13	10	Point Park (Pa.)	305
14	14	Georgetown (Ky.)	304
15	13	South Carolina Beaufort	254
16	17	Auburn Montgomery (Ala.)	254
17	16	Judson (Ill.)	238
18	20	Shorter (Ga.)	187
19	24	Lubbock Christian (Texas)	182
20	19	Freed-Hardeman (Tenn.)	167
21	RV	Missouri Baptist	166
22	18	Indiana Tech	164
23	22	Taylor (Ind.)	153
24	18	Rogers State (Okla.)	151
25	RV	Sterling (Kan.)	141



## 2012 National Players of the Week

### Pitchers of the Week

**Kris Hall • Lee (Tenn.) • Jr. • Strongsville, Ohio**

**March 13** • Hall racked up 15 strikeouts, while walking only two in the Flames 9-0 victory against Loyola (La.) on March 9. He surrendered just two hits in eight innings of work to improve to 6-0 on the season, which ranks second in the NAIA.

**Tyler Garkow • Point Loma Nazarene (Calif.) • Jr. • Glendora, Calif.**

**March 20** • Garkow ended the Sea Lion's five-game losing streak with a complete-game victory against second-ranked Concordia (Calif.) on March 16. He allowed seven hits, struck out two and did not allow a walk in the 4-1 win. With the victory, Garkow improved to 3-4 on the season and lowered his ERA to 3.66.

**Drew Sain • Davenport (Mich.) • Jr. • Momence, Mich.**

**March 27** • Sain pitched Davenport's third no-hitter in school history in the Panther's 5-0 win against Lourdes (Ohio) on March 24. The junior right-hander finished the contest with a season-high six strikeouts, while allowing no hits and only three runners (two hit-by-pitch and one walk) in seven innings of work.

**Daniel Jones • Brewton-Parker (Ga.) • Sr. • Daytona, Fla.**

**April 3** • Jones notched his third win in his last four appearances with a no-hit, complete-game win against Shoter (Ga.) on March 30. He ended the contest with seven strikeouts in seven innings, while walking none. With the performance, Jones ends the month of March with a 1.88 earned run average, allowing only eight runs in 38.1 innings. He also struck out 25 and walked only nine during the stretch.

**Kemonte Keese • Bryan (Tenn.) • Sr. • Nashville, Tenn.**

**April 10** • Keese tossed seven scoreless innings to lead the Lions to a complete game, 12-0, victory against then-No. 15 Southern Poly (Ga.) on April 3. The senior right-hander allowed only one hit and struck out five in his longest outing of the season. With the victory, Keese improves to 5-1 on the season and lowers his earned run average to 5.48.

**Andy Kovarik • Saint Xavier (Ill.) • Fr. • Crystal Lake, Ill.**

**April 17** • Kovarik tossed eight innings to earn the victory in the Cougars 9-3 win against NCAA Division I Northwestern (Ill.) on April 10. The Crystal Lake, Ill., native scattered three hits, struck out three and walked four in his longest outing of the season. All three runs allowed by the freshman right-hander were unearned.

**A.J. Work • The Master's (Calif.) • Jr. • Boise, Idaho**

**April 24** • Work finished the week 2-0 after leading the Mustangs to victories against Golden State Athletic Conference (GSAC) rivals Vanguard (Calif.), 9-1, on April 16 and then-No. 12 Concordia (Calif.), 2-1, on April 21. Against Vanguard, the junior lefthander scattered five hits over 7.1 innings, while allowing one run, striking out four and walking one. Work continued his stellar week against the nationally ranked Eagles, allowing one run on six hits over seven innings.

**Mitch Crocker • Westmont (Calif.) • Sr. • Porterville, Calif.**

**May 1** • Crocker allowed two runs on ten hits over 12 2/3 innings pitched. He also struck out nine and walking three. In game one of the April 28 doubleheader, he surrendered only one hit over the final 2 1/3 innings as Westmont rallied with two runs in the bottom of the eighth to earn the 10-9 victory. Crocker picked up his third straight victory in game two with a nine-inning complete game performance

### Players of the Week

**Ignatius Mackenzie • Indiana Tech • Jr. • C • Waipahu, Hawaii**

**March 13** • Mackenzie hit .762 (16-for-21) with four doubles, two home runs, 13 RBIs and two runs scored in six games last week. The junior catcher went 5-for-5 with two home runs and nine RBIs in the Warriors 25-12 victory against Goshen (Ind.) on March 6 and followed with a three double effort against St. Francis (Ill.) on March 9. Against No. 5 Embury-Riddle (Fla.), Mackenzie finished the series hitting .556 (5-for-9) with one RBI.

**Daniel Hall • Sterling (Kan.) • Jr. • OF • Rancho, Calif.**

**March 20** • Hall batted .667 (12-for-18) with four home runs, three doubles, one triple, 15 runs scored and 21 RBIs to lead the Warriors to a 6-0 record for the week, including a four-game sweep of conference foe McPherson (Kan.). The junior scored in 5-of-6 games last week. Hall's best performance came in game two of Sterling's double-header at McPherson on March 16. He finished the game 4-for-4 from the dish, including three home runs, one double and eight RBIs.

**Ryne Otis • Taylor (Ind.) • Sr. • 1B • Ossian, Ind.**

**March 27** • Otis hit .474 (9-for-19) to lead Taylor to a 5-1 record last week, including double-header sweeps of Webber International (Fla.) (March 19) and Goshen (Ind.) (March 24). The senior first baseman totaled two doubles, five home runs, 13 RBIs, 10 runs scored and a 1.368 slugging percentage during the week.

**Adam McCormick • Tabor (Kan.) • Sr. • 3B/1B • Pittsburg, Kan.**

**April 3** • McCormick, a native of Pittsburg, Kan., hit .577 with five doubles, three home runs, eight runs scored and 16 RBIs to lead Tabor to a 7-1 record for the week, including a four-game sweep of Kansas Collegiate Athletic Conference foe McPherson (Kan.). The senior went 4-for-4 with two doubles, a home run and a season-high six RBIs in the Blue Jays 21-2 win against the Bulldogs on March 26.

**Bryan Lucas • The Master's (Calif.) • Jr. • C • Newhall, Calif.**

**April 10** • Lucas hit .625 (5-for-8) with seven RBIs, three runs scored, two home runs and one double to lead the Mustangs to a 3-0 record, including a 5-3 victory against then-No. 5 Azusa Pacific (Calif.) on April 2. The junior catcher highlighted the week with a grand slam in the fifth inning of game two of the Mustang's April 5 doubleheader against then-No. 25 Cal State San Marcos.

**Brad Myjak • Saint Xavier (Ill.) • So. • OF • Tinley Park, Ill.**

**April 17** • Myjak native, hit .441 with two home runs, three doubles, 13 runs scored and 22 RBIs to lead Saint Xavier to a 5-3 record during the week, including a victory against Northwestern and a sweep of Chicagoland Collegiate Athletic Conference rival Trinity International (Ill.).

**Ben Alison • MidAmerica Nazarene (Kan.) • Sr. • RF • Ankeny, Iowa**

**April 24** • Alison hit .500 (7-for-14) with four home runs, seven runs scored and 15 RBIs to lead the Pioneers to a pair of doubleheader sweeps against Culver-Stockton (Mo.) on April 18 and Graceland (Iowa) on April 21. In the victories against Graceland, Alison went 3-for-5 with two home runs and a season-high tying seven RBIs in game one before going 2-for-3, including a home run and four RBIs, in game two.

**Joe Williams • Sterling (Kan.) • Jr. • SS/2B • Compton, Calif.**

**May 1** • Williams, a native of Compton, Calif., hit .600 (12-for-20) with four doubles, three home runs, seven RBIs and six runs scored in four games to lead Sterling to the top seed in the Kansas Collegiate Athletic Conference (KCAC) tournament and a share of the KCAC regular-season title

[www.avistautilities.com](http://www.avistautilities.com)

# 13-0.

That's a pretty good record.

We've got a solid streak going: thirteen consecutive years as the title sponsor of the Avista NAIA World Series.

We do it because we love this event.  
And we have a feeling you do, too.





# College of Idaho - Coyotes


## Quick Facts

Location.....Caldwell, Idaho  
 Enrollment.....1,041  
 Nickname.....Coyotes  
 School Colors.....Purple and Gold  
 Home Stadium.....Wolfe Field  
 Capacity.....500  
 President.....Dr. Marvin Henberg  
 Athletic Director.....Marty Holly  
 SID.....Mike Stafford Jr.  
 Conference.....Cascade Collegiate Conference  
 2012 Overall Record.....41-19  
 2012 Conference Record.....21-11  
 Twitter.....@CoyoteAthletics

## Schedule

Date	Opponent	H/A	Score	W/L
2/2/2012	Wayland Baptist (Texas)	N	7-2	W
2/3/2012	Point Loma Nazarene (Calif.)	N	8-9	L
2/3/2012	Fresno Pacific (Calif.)	N	11-3	W
2/4/2012	Lewis-Clark State (Idaho)	N	4-8	L
2/11/2012	Whitman	H	16-3	W
2/11/2012	Whitman	H	9-0	W
2/12/2012	Whitman	H	8-0	W
2/12/2012	Whitman	H	6-2	W
2/19/2012	Willamette	H	6-5	W
2/19/2012	Willamette	H	5-1	W
2/20/2012	Willamette	H	18-1	W
2/20/2012	Willamette	H	7-4	W
2/24/2012	Dickinson State (N.D.)	H	10-1	W
2/24/2012	Dickinson State (N.D.)	H	1-4	L
2/25/2012	Dickinson State (N.D.)	H	3-5	L
2/26/2012	Dickinson State (N.D.)	H	10-3	W
2/28/2012	Northwest Nazarene	A	5-1	W
3/4/2012	Simpson (Calif.) *	H	6-4	W
3/4/2012	Simpson (Calif.) *	H	12-4	W
3/5/2012	Simpson (Calif.) *	H	9-1	W
3/5/2012	Simpson (Calif.) *	H	4-9	L
3/6/2012	Northwest Nazarene	H	4-5	L
3/13/2012	Northwest Nazarene	A	13-11	W
3/16/2012	Lewis-Clark State (Idaho) *	A	10-9	W
3/17/2012	Lewis-Clark State (Idaho) *	A	0-4	L
3/17/2012	Lewis-Clark State (Idaho) *	A	1-7	L
3/18/2012	Lewis-Clark State (Idaho) *	A	9-6	W
3/23/2012	British Columbia *	H	5-4	W
3/24/2012	British Columbia *	H	7-3	W
3/24/2012	British Columbia *	H	7-6	W
3/25/2012	British Columbia *	H	5-13	L
3/27/2012	Northwest Nazarene	H	11-4	W
3/31/2012	Concordia (Ore.) *	A	11-1	W
3/31/2012	Concordia (Ore.) *	A	1-7	L
4/1/2012	Concordia (Ore.) *	A	0-10	L
4/1/2012	Concordia (Ore.) *	A	8-4	W
4/7/2012	Oregon Tech *	H	7-3	W
4/7/2012	Oregon Tech *	H	18-10	W
4/8/2012	Oregon Tech *	H	6-0	W
4/8/2012	Oregon Tech *	H	17-3	W
4/14/2012	Patten (Calif.) *	A	2-3	L
4/14/2012	Patten (Calif.) *	A	11-7	W
4/15/2012	Patten (Calif.) *	A	9-0	W
4/15/2012	Patten (Calif.) *	A	5-1	W
4/21/2012	Menlo (Calif.) *	H	5-4	W
4/21/2012	Menlo (Calif.) *	H	14-4	W
4/22/2012	Menlo (Calif.) *	H	6-3	W
4/22/2012	Menlo (Calif.) *	H	4-6	L
4/27/2012	Corban (Ore.) *	A	7-12	L
4/27/2012	Corban (Ore.) *	A	13-4	W
4/28/2012	Corban (Ore.) *	A	2-3	L
4/28/2012	Corban (Ore.) *	A	3-7	L
5/2/2012	Concordia (Ore.)	A	7-5	W
5/3/2012	Menlo (Calif.)	N	9-2	W
5/4/2012	Menlo (Calif.)	H	0-1	L
5/5/2012	Menlo (Calif.)	N	4-5	L
5/10/2012	Shorter (Ga.)	N	6-4	W
5/11/2012	Menlo (Calif.)	N	7-0	W
5/12/2012	Azusa Pacific (Calif.)	A	2-5	L
5/14/2012	Azusa Pacific (Calif.)	H	7-6	W

\*denotes conference game



Shawn Humberger  
Head Coach



Izaak Garsez  
Sr., Outfielder/Pitcher

## Roster

No.	Name	Pos.	Ht.	Wt.	Yr.	Hometown/Previous School	Bats/Throws
1	Nick Muncy	OF	5-11	175	So.	Caldwell, Idaho/Whitworth Univ.	L/L
4	Riley Humberger	2B	5-10	155	So.	Caldwell, Idaho/Caldwell HS	R/R
5	Brett Ward	OF	5-7	190	Sr.	Nampa, Idaho/Nampa HS	R/R
6	Andrew Sewell	2B	5-7	170	Sr.	Lakewood, Wash./Pierce CC	R/R
7	Jeffrey Harris	3B	6-2	200	Sr.	Caldwell, Idaho/Wenatchee Valley CC	L/R
8	Jake Vincent	IF	5-8	155	Jr.	Caldwell, Idaho/Blue Mountain CC	R/R
9	Todd Griffiths	2B/P	5-11	190	Sr.	Meridian, Idaho/Lower Columbia CC	R/R
10	Bryan Hildebrand	RHP	6-1	160	Jr.	Eagle, Idaho/Eagle HS	R/R
11	Dylan Kowitz	RHP	5-11	185	Fr.	Idaho Falls, Idaho/Bonneville HS	R/R
12	Tanner Hodges	SS	5-8	170	Sr.	Sisters, Ore./Mount Hood CC	R/R
14	Mitchell O'Dell	RHP	5-11	175	So.	Nampa, Idaho/Nampa HS	R/R
16	Tyler Andazola	OF	5-11	190	So.	Caldwell, Idaho/Caldwell HS	R/R
21	Cameron Packham	C	6-1	180	Fr.	Kuna, Idaho/Kuna HS	R/R
22	Joe Roseberry	OF	5-10	160	So.	Middleton, Idaho/Middleton HS	R/R
23	Jarel Lewis	C	6-0	215	Jr.	Boise, Idaho/Capitol HS	R/R
24	Izaak Garsez	OF/P	6-1	205	Sr.	Caldwell, Idaho/Caldwell HS	L/L
25	Taylor Nicholson	RHP	6-0	180	Jr.	Emmett, Idaho/Columbia Basin CC	R/R
27	Zach Fabricius	OF/P	5-11	180	So.	Fruitland, Idaho/Treasure Valley CC	L/L
28	Parker Vernon	OF/P	6-0	170	Fr.	Redmond, Ore./Redmond HS	L/L
29	Joshua Orr	LHP	6-1	195	Sr.	Port Townsend, Wash./Lane CC	L/L
30	Michael Garza	RHP	6-2	220	Jr.	Othello, Wash./Columbia Basin CC	R/R
31	Jesse Dodd	1B	6-3	210	Jr.	Eagle, Idaho/Loyola Marymount Univ.	R/R
36	Chad Yeggy	RHP	5-11	200	Sr.	Boise, Idaho/Centennial HS	R/R

**Head Coach:** Shawn Humberger

**Head Coach Record at School/Years:** 409-259-1/12 **Career Collegiate Record/Years:** 409-259-1/12

**Assistant Coaches:** Josh Hegstad, Sean Dahlin

## Season Notes

Recorded their 26th straight season of 25 or more wins and their 26th straight playoff appearance...head coach Shawn Humberger eclipsed the 400 win mark in his coaching career on 4/22 vs. Menlo...Izaak Garsez set the single-season triples mark.

## World Series History

**Years: 5 • Record: 13-7 • Finished: 1<sup>st</sup> 1; 2<sup>nd</sup> 1; 3<sup>rd</sup> 1; 4<sup>th</sup> 0**

2002 (3-2): W, 17-10 (11 inn.) vs. Embury-Riddle (Fla.); W, 7-3 vs. Mayville State (N.D.); W, 6-4 vs. Oklahoma City; L, 5-0 vs. Lewis-Clark State (Idaho); L, 10-8 vs. Oklahoma City.

2000 (1-2): L, 6-4 Shawnee State (Ohio); W, 3-2 vs. Brewton-Parker (Ga.); L, 4-3 vs. Indiana Tech

1999 (5-2): W, 9-8 vs. Indiana Tech; W, 9-2 vs. Oklahoma City; W, 7-5 vs. Birmingham-Southern (Ala.); L, 7-3 vs. Lewis-Clark State (Idaho); W, 7-2 vs. Culver-Stockton (Mo.); W, 2-1 vs. Lewis-Clark State (Idaho); L, 7-2 vs. Lewis-Clark State (Idaho) (championship)

1998 (4-1): W, 8-7 vs. Culver-Stockton (Mo.); W, 6-4 vs. Bellevue (Neb.); W, 19-5 vs. Indiana Tech; L, 5-4 vs. Oklahoma City; W, 6-3 vs. Indiana Tech (championship)

# College of Idaho - 2012 Statistics

Batting	GP	GS	AVG	AB	R	H	2B	3B	HR	RBI	TB	SLG%	BB	HBP	SO	GDP	OB%	SF	SH	SB	SBA
Garsez, Izaac	59	59	0.396	230	75	91	19	12	8	52	158	0.687	26	9	45	0	0.474	1	0	29	36
Harris, Jeffrey	59	58	0.381	218	38	83	11	1	1	37	99	0.454	18	4	32	2	0.434	2	4	27	33
Hodges, Tanner	60	60	0.373	217	49	81	15	4	1	66	107	0.493	20	9	15	5	0.433	8	3	16	17
Lewis, Jarel	57	54	0.371	210	40	78	23	2	6	56	123	0.586	10	15	27	3	0.426	7	2	6	9
Fabricius, Zachary	57	52	0.340	156	26	53	6	0	1	22	62	0.397	16	4	24	1	0.408	3	1	10	16
Vincent, Jake	20	0	0.333	12	11	4	1	0	0	2	5	0.417	0	1	6	0	0.385	0	0	2	2
Andazola, Tyler	58	54	0.271	203	40	55	10	2	4	32	81	0.399	27	13	34	0	0.385	4	1	16	23
Packham, Cameron	37	26	0.269	78	6	21	6	0	0	14	27	0.346	9	3	29	2	0.367	0	7	0	0
Dodd, Jesse	56	54	0.269	182	21	49	10	0	1	32	62	0.341	17	15	21	5	0.375	2	4	4	6
Griffiths, Todd	60	57	0.258	198	49	51	7	1	0	27	60	0.303	24	10	28	3	0.363	2	2	21	24
Vernon, Parker	34	10	0.256	39	4	10	1	0	0	5	11	0.282	4	0	7	3	0.326	0	2	0	0
Muncy, Nick	35	18	0.250	72	16	18	2	0	0	7	20	0.278	9	2	23	2	0.349	0	3	4	6
Ward, Brett	49	34	0.232	125	17	29	2	0	1	19	34	0.272	10	1	22	1	0.290	2	6	2	4
Sewell, Andrew	36	11	0.194	36	6	7	2	0	0	5	9	0.250	5	6	10	0	0.367	2	1	0	0
Humberger, Riley	29	6	0.184	38	8	7	3	0	0	7	10	0.263	5	2	13	0	0.311	0	1	0	0
Pawelek, Anthony	19	3	0.148	27	0	4	0	0	0	2	4	0.148	2	3	2	0	0.273	1	1	0	0
Hildebrand, Bryan	13	0	0.000	0	0	0	0	0	0	0	0	0.000	0	0	0	0	0.000	0	0	0	0
O'dell, Mitchell	3	0	0.000	0	1	0	0	0	0	0	0	0.000	0	0	0	0	0.000	0	0	0	0
Roseberry, Joe	33	0	0.000	7	18	0	0	0	0	0	0	0.000	1	1	6	0	0.222	0	0	6	9
Raver, Seth	6	0	0.000	0	0	0	0	0	0	0	0	0.000	0	0	0	0	0.000	0	0	0	0
Lane, Michael	2	0	0.000	1	2	0	0	0	0	0	0	0.000	0	1	1	0	0.500	0	0	0	0
Garza, Michael	28	1	0.000	0	0	0	0	0	0	0	0	0.000	0	0	0	0	0.000	0	0	0	0
Nicholson, Taylor	18	11	0.000	0	1	0	0	0	0	0	0	0.000	0	0	0	0	0.000	0	0	0	0
Yeggy, Chad	18	16	0.000	0	0	0	0	0	0	0	0	0.000	0	0	0	0	0.000	0	0	0	0
Kowitz, Dylan	11	0	0.000	0	0	0	0	0	0	0	0	0.000	0	0	0	0	0.000	0	0	0	0
Orr, Joshua	14	12	0.000	0	0	0	0	0	0	0	0	0.000	0	0	0	0	0.000	0	0	0	0
<b>Total</b>	<b>60</b>		<b>0.313</b>	<b>2049</b>	<b>428</b>	<b>641</b>	<b>118</b>	<b>22</b>	<b>23</b>	<b>385</b>	<b>872</b>	<b>0.426</b>	<b>203</b>	<b>99</b>	<b>345</b>	<b>27</b>	<b>0.388</b>	<b>34</b>	<b>38</b>	<b>143</b>	<b>185</b>
<b>Opponents</b>	<b>60</b>		<b>0.261</b>	<b>1999</b>	<b>262</b>	<b>521</b>	<b>88</b>	<b>10</b>	<b>23</b>	<b>236</b>	<b>698</b>	<b>0.349</b>	<b>180</b>	<b>50</b>	<b>329</b>	<b>45</b>	<b>0.325</b>	<b>30</b>	<b>40</b>	<b>62</b>	<b>8</b>

LOB - Team (450), Opp (438). IBB - Team (3), Opp (0). Picked Off - Team (9), Opp (10)

Pitching	ERA	W	L	GP	GS	CG	SHO	CBO	SV	IP	H	R	ER	BB	SO	2B	3B	HR	TBF	B/Avg	WP	HBP	BK	SFA	SHA
O'dell, Mitchell	0.00	0	0	2	0	0	0	0	0	2.0	2	0	0	1	1	1	0	0	10	0.222	0	0	0	0	0
Garsez, Izaac	1.08	1	0	5	0	0	0	2	0	8.1	5	1	1	3	11	0	0	0	34	0.179	0	2	0	1	0
Nicholson, Taylor	2.47	9	2	17	11	1	0	3	1	91.0	82	29	25	27	63	10	1	5	380	0.246	6	7	1	4	9
Griffiths, Todd	2.58	4	1	24	7	2	1	0	7	73.1	69	33	21	21	44	8	0	1	315	0.246	8	5	0	2	6
Yeggy, Chad	3.53	8	3	17	15	2	0	0	0	102.0	101	49	40	20	48	20	1	8	427	0.262	4	7	0	3	11
Fabricius, Zachary	4.04	5	4	14	13	1	0	1	0	84.2	81	43	38	21	39	15	2	3	355	0.263	11	9	0	9	8
Orr, Joshua	4.09	7	4	14	12	1	0	1	0	66.0	67	37	30	32	50	13	2	1	298	0.264	13	7	0	4	1
Raver, Seth	4.15	0	0	6	0	0	0	1	0	4.1	5	2	2	2	6	1	0	1	20	0.294	0	1	0	0	0
Garza, Michael	4.30	6	2	28	1	0	0	3	2	52.1	56	29	25	18	37	10	3	1	236	0.269	8	5	0	3	2
Hildebrand, Bryan	5.91	0	0	13	0	0	0	1	1	10.2	14	9	7	11	10	3	1	1	60	0.292	1	1	0	0	0
Vernon, Parker	6.11	1	0	12	1	0	0	0	0	17.2	22	13	12	8	8	6	0	1	85	0.301	0	2	0	1	1
Kowitz, Dylan	9.64	0	3	11	0	0	0	0	0	14.0	16	17	15	16	12	1	0	1	79	0.296	2	4	0	3	2
Total:	3.69	41	19	163	7	1	12	11	526.1	520	262	216	180	329	88	10	23	2299	0.260	53	50	1	30	40	
Opponents:	6.56	31	52	170			10	2	2	509.1	641	428	371	203	340	118	22	23	2423	0.312	73	99	2	32	35

Fielding	GP	GS	C	PO	A	E	Fld.D%	DP	TP	SBA	RCS	SBA%	PB	CI	OBS
Raver, Seth	6	0	1	0	1	0	1.000	0	0	0	0	0.000	0	0	0
Vincent, Jake	20	0	5	1	4	0	1.000	1	0	0	0	0.000	0	0	0
Muncy, Nick	35	18	14	13	1	0	1.000	0	0	0	0	0.000	0	0	0
Yeggy, Chad	18	16	26	4	22	0	1.000	1	0	0	0	0.000	0	0	0
Orr, Joshua	14	12	8	0	8	0	1.000	0	0	0	0	0.000	0	0	0
Dodd, Jesse	56	54	491	461	25	5	0.990	37	0	13	4	0.765	0	0	0
Lewis, Jarel	57	54	325	289	30	6	0.982	13	0	20	9	0.690	0	0	0
Packham, Cameron	37	26	153	133	16	4	0.974	1	0	29	3	0.906	3	0	0
Garsez, Izaac	59	59	110	97	10	3	0.973	2	0	1	1	0.500	0	0	0
Ward, Brett	49	34	32	29	2	1	0.969	1	0	0	0	0.000	0	0	0
Andazola, Tyler	58	54	163	152	4	7	0.957	0	0	0	0	0.000	0	0	0
Griffiths, Todd	60	57	231	89	131	11	0.952	25	0	6	1	0.857	0	0	0
Fabricius, Zachary	57	52	105	84	16	5	0.952	5	0	3	0	1.000	0	0	0
Harris, Jeffrey	59	58	210	82	116	12	0.943	17	0	0	0	0.000	0	0	0
Sewell, Andrew	36	11	86	25	56	5	0.942	14	0	0	0	0.000	0	0	0
Vernon, Parker	34	10	17	13	3	1	0.941	0	0	0	0	0.000	0	0	0
Humberger, Riley	29	6	32	15	15	2	0.938	3	0	0	0	0.000	0	0	0
Hodges, Tanner	60	60	272	75	179	18	0.934	35	0	0	0	0.000	0	0	0
Pawelek, Anthony	19	3	23	9	12	2	0.913	2	0	0	0	0.000	0	0	0
Garza, Michael	28	1	11	0	9	2	0.818	1	0	0	0	0.000	0	0	0
Nicholson, Taylor	18	11	22	4	14	4	0.818	1	0	0	0	0.000	0	0	0
Hildebrand, Bryan	13	0	5	0	4	1	0.800	0	0	0	0	0.000	0	0	0
Roseberry, Joe	33	0	9	4	3	2	0.778	1	0	0	0	0.000	0	0	0
Kowitz, Dylan	11	0	4	0	3	1	0.750	0	0	0	0	0.000	0	0	0
O'dell, Mitchell	3	0	0	0	0	0	0.000	0	0	0	0	0.000	0	0	0
Lane, Michael	2	0	0	0	0	0	0.000	0	0	0	0	0.000	0	0	0
<b>Total</b>	<b>60</b>		<b>2355</b>	<b>1579</b>	<b>684</b>	<b>92</b>	<b>0.961</b>	<b>61</b>	<b>0</b>	<b>72</b>	<b>18</b>	<b>0.800</b>	<b>3</b>	<b>0</b>	<b>0</b>
<b>Opponents</b>	<b>60</b>		<b>2199</b>	<b>1528</b>	<b>591</b>	<b>80</b>	<b>0.964</b>	<b>34</b>	<b>0</b>	<b>142</b>	<b>40</b>	<b>0.780</b>	<b>7</b>	<b>0</b>	<b>0</b>



# Embry-Riddle Aeronautical University (Fla.) - Eagles

## Quick Facts

Location.....Daytona Beach, Fla.  
 Enrollment.....4,978  
 Nickname.....Eagles  
 School Colors.....Royal Blue and Gold  
 Home Stadium.....Sliwa Stadium  
 Capacity.....615  
 President.....Dr. John P. Johnson  
 Athletic Director.....Steve Ridder  
 SID.....Alison Smalling  
 Conference.....The Sun Conference  
 2012 Overall Record.....43-16  
 2012 Conference Record.....21-6  
 Twitter.....@ERAUAthletics

## Schedule

Date	Opponent	H/A	Score	W/L
1/27/2012	Auburn Montgomery (Ala.)	A	1-2	L
1/27/2012	Auburn Montgomery (Ala.)	A	15-1	W
1/28/2012	Southern Poly (Ga.)	N	6-8	L
1/29/2012	Tennessee Wesleyan	N	5-2	W
2/3/2012	Florida Memorial *	H	6-5	W
2/4/2012	Florida Memorial *	H	12-0	W
2/4/2012	Florida Memorial *	H	10-4	W
2/10/2012	Warner (Fla.) *	A	17-9	W
2/11/2012	Warner (Fla.) *	A	13-12	W
2/11/2012	Warner (Fla.) *	A	12-2	W
2/15/2012	Thomas (Ga.)	A	9-6	W
2/17/2012	Webber International (Fla.) *	H	2-7	L
2/18/2012	Webber International (Fla.) *	H	8-2	W
2/18/2012	Webber International (Fla.) *	H	7-0	W
2/21/2012	Brewton-Parker (Ga.)	H	6-7	L
2/21/2012	Brewton-Parker (Ga.)	H	2-1	W
2/25/2012	Edward Waters (Fla.)	A	11-5	W
2/25/2012	Edward Waters (Fla.)	A	11-2	W
3/2/2012	SCAD Savannah (Ga.) *	A	3-4	L
3/4/2012	Bellevue (Neb.)	H	9-4	W
3/5/2012	Cumberland (Tenn.)	H	8-5	W
3/6/2012	Cumberland (Tenn.)	H	10-6	W
3/7/2012	Cumberland (Tenn.)	H	3-8	L
3/8/2012	Aquinas (Mich.)	H	15-4	W
3/10/2012	Indiana Tech	H	2-0	W
3/10/2012	Indiana Tech	H	1-3	L
3/11/2012	Indiana Tech	H	18-5	W
3/15/2012	Northwestern Ohio	H	9-2	W
3/16/2012	Northwood (Fla.) *	H	11-4	W
3/17/2012	Northwood (Fla.) *	H	5-0	W
3/17/2012	Northwood (Fla.) *	H	13-2	W
3/19/2012	Lewis-Clark State (Idaho)	A	15-0	W
3/20/2012	Lewis-Clark State (Idaho)	A	4-5	L
3/25/2012	Thomas (Ga.)	H	5-3	W
3/25/2012	Thomas (Ga.)	H	3-4	L
3/27/2012	SCAD Savannah (Ga.) *	A	8-6	W
3/27/2012	SCAD Savannah (Ga.) *	A	9-0	W
3/30/2012	Southeastern (Fla.) *	A	7-4	W
3/31/2012	Southeastern (Fla.) *	A	4-1	W
3/31/2012	Southeastern (Fla.) *	A	5-4	W
4/6/2012	South Carolina Beaufort *	H	1-3	L
4/7/2012	South Carolina Beaufort *	H	9-4	W
4/7/2012	South Carolina Beaufort *	H	2-9	L
4/10/2012	Florida Southern College	A	7-6	W
4/13/2012	St. Thomas (Fla.) *	A	3-4	L
4/14/2012	St. Thomas (Fla.) *	A	4-5	L
4/15/2012	St. Thomas (Fla.) *	A	6-4	W
4/17/2012	University of Tampa	A	5-9	L
4/20/2012	Ave Maria (Fla.) *	A	8-3	W
4/22/2012	Ave Maria (Fla.) *	A	9-0	W
4/23/2012	Ave Maria (Fla.) *	A	3-1	W
4/24/2012	Edward Waters (Fla.)	H	8-4	W
5/1/2012	SCAD Savannah (Ga.)	N	1-7	L
5/2/2012	South Carolina Beaufort	N	3-1	W
5/3/2012	Warner (Fla.)	N	11-1	W
5/3/2012	SCAD Savannah (Ga.)	N	3-4	L
5/10/2012	Siena Heights (Mich.)	A	2-0	W
5/11/2012	Auburn Montgomery (Ala.)	H	2-0	W
5/12/2012	Auburn Montgomery (Ala.)	A	10-4	W

\*denotes conference game



Randy Stegall  
Head Coach



Ian MacGeorge  
Sr., Outfielder

## Roster

No.	Name	Pos.	Ht.	Wt.	Yr.	Hometown/Previous School	Bats/Throws
1	Tyler Robbins	INF	5-8	155	Jr.	Port Orange, Fla./Spruce Creek HS	R/R
2	Jordan Romero	INF	5-9	175	So.	St. Augustine, Fla./Pedro Menendez	R/R
5	Greg Smith	OF	6-2	180	Sr.	Clermont, Fla./South Florida CC	L/L
6	Robbie Ratliff	P	6-2	185	Jr.	Bradenton, Fla./IMG Academy	R/R
7	JT Warmoth	INF	6-0	180	Sr.	Longwood, Fla./Lake Brantley HS	R/R
8	Daniel Eaton	P	6-4	180	Sr.	Warner Robbins, Ga./Brewton-Parker	R/L
9	Chad Modomo	P	6-0	200	Jr.	Winter Park, Fla./West Virginia Wesleyan	R/R
12	Kevin Maloney	P	6-0	175	Jr.	Dunedin, Fla./Pasco-Hernando CC	L/L
13	Jeff Lemon	INF/OF	6-1	185	Jr.	Bunnell, Fla./Flagler Palm Coast HS	L/R
16	Nick Godfrey	C	5-10	190	So.	Daytona Beach, Fla./Mainland HS	R/R
18	Chris Page	1B	6-5	235	Sr.	Batavia, N.Y./Genesee CC	L/R
20	Garrett Gee	INF/OF	6-1	190	Jr.	Woodstock, Ill./Kishwaukee CC	R/R
21	Adam Cellini	C	5-9	185	Jr.	Orlando, Fla./Belmont	R/R
23	Matt Skipper	DH	6-9	235	Jr.	Arvada, Colo./New Mexico JC	R/R
24	Ben Kline	INF	6-3	200	Sr.	Omaha, Neb./Nebraska	R/R
25	Jordan Johnson	INF	5-10	160	So.	Daytona Beach, Fla./Mainland HS	R/R
27	Ian MacGeorge	OF	6-4	195	Sr.	Altamonte Springs, Fla./Florida Atlantic	R/R
28	Mike Gragilla	OF	6-6	235	Jr.	Charlotte, N.C./High Point University	L/R
29	Frankie Arias	OF	5-11	185	Sr.	Caracas, Venezuela/Ellsworth CC	R/R
30	Adam Paulencu	P	6-4	205	Jr.	Sheerwood Park, Alberta/Vancouver Island Baseball Institute	R/R
31	David Belardes	OF	6-0	205	Jr.	Reno, Nev./Damonte Ranch HS	R/R
34	Eric Green	P	6-0	200	Jr.	DeLand, Fla./St. Petersburg CC	L/L
38	David Lidyad	P	6-3	210	Jr.	Puyallup, Wash./Tacoma CC	R/R
42	Antwan Brown	P	6-1	200	So.	Lawtey, Fla./Sante Fe CC	R/R

**Head Coach:** Randy Stegall

**Head Coach Record at School/Years:** 186-62/5 **Career Collegiate Record/Years:** 255-107-1/7

**Assistant Coaches:** Chuck Stegall, Dave Therneau

## Season Notes

Eagles claimed their fifth consecutive and 13th overall Sun Conference regular season title in 2012...Randy Stegall won his 200th game at ERAU on Feb. 25...Embry-Riddle won its 900th game in program history with a 10-6 victory over Stegall's alma mater, Cumberland (Tenn.) on Mar. 6...The Blue and Gold placed 10 total players on The Sun Conference All-Conference teams for the second consecutive season...Senior shortstop Ben Kline became the 17th player in Eagle history to record 150 hits in his career, just the third, two-year player to do so.

## World Series History

**Years: 11 • Record 17-20 • Finished 1<sup>st</sup> 0; 2<sup>nd</sup> 1; 3<sup>rd</sup> 2; 4<sup>th</sup> 1**

2011 (1-2): W, 9-3 vs. Concordia (Calif.); L, 3-2 vs. LSU Shreveport (La.); L, 7-4 vs. Lee (Tenn.)  
 2010 (3-2): W, 3-2 vs. Tennessee Wesleyan (12 innings); L, 9-1 vs. Cumberland (Tenn.); W, 8-4 vs. Belhaven (Miss.); W, 10-7 vs. Lewis-Clark State (Idaho); L, 10-7 vs. Lee (Tenn.)  
 2009 (0-2): L, 10-0 vs. Point Loma Nazarene (Calif.) (8 innings); L, 8-6 vs. Fresno Pacific (Calif.)  
 2008 (2-2): L, 19-0 vs. Lewis-Clark State (Idaho) (7 innings); W, 10-5 vs. Jamestown (N.D.); W, 6-1 vs. Bellevue (Neb.); L, 11-6 vs. Oklahoma City  
 2006 (1-2): W, 7-4 vs. Concordia (Calif.); L, 7-2 vs. Cumberland (Tenn.); L, 11-10 vs. Lewis-Clark State (Idaho)  
 2005 (4-2): W, 11-3 vs. Spalding (Ky.); L, 12-4 vs. Cumberland (Tenn.); W, 6-3 vs. Biola (Calif.); W, 12-5 vs. Oklahoma City; W, 5-0 vs. Lewis-Clark State (Idaho); L, 8-1 vs. Oklahoma City (championship)  
 2004 (2-2): L, 10-2 vs. Point Loma Nazarene (Calif.); W, 15-5 vs. Concordia (Ore.); W, 6-5 vs. Lewis-Clark State (Idaho); L, 14-10 vs. Cumberland (Tenn.)  
 2003 (1-2): W, 11-2 vs. Ohio Dominican; L, 7-3 vs. Lewis-Clark State (Idaho); L, 14-4 vs. LSU Shreveport (La.)  
 2002 (3-2): L, 17-10 (11 innings) vs. College of Idaho; W, 13-12 vs. Indiana Tech; W, 13-5 vs. Spalding (Ky.); W, 13-4 vs. Mayville State (N.D.); L, 14-9 vs. Oklahoma City  
 1999 (0-2): L, 7-3 vs. Birmingham-Southern (Ala.); L, 9-8 vs. Indiana Tech



# Embry-Riddle Aeronautical University (Fla.) - 2012 Statistics

Batting	GP	GS	AVG	AB	R	H	2B	3B	HR	RBI	TB	SLG%	BB	HBP	SO	GDP	OB%	SF	SH	SB	SBA
Godfrey, Nick	16	8	0.393	28	1	11	2	0	0	5	13	0.464	3	2	6	0	0.485	0	1	0	0
Lemon, Jeff	42	40	0.372	148	25	55	9	1	0	24	66	0.446	6	6	7	4	0.414	2	8	0	3
Arias, Frankie	56	56	0.351	225	58	79	13	4	2	44	106	0.471	19	2	20	3	0.400	4	5	19	25
Kline, Ben	59	59	0.345	238	57	82	16	1	3	42	109	0.458	15	10	21	9	0.399	5	2	15	16
Smith, Greg	59	57	0.337	187	60	63	9	3	0	28	78	0.417	43	2	17	1	0.466	0	6	29	41
Huber, Mike	3	0	0.333	3	1	1	0	0	0	0	1	0.333	0	0	2	0	0.333	0	0	0	0
Tressler, Brett	12	0	0.333	3	4	1	0	0	0	1	1	0.333	0	0	0	0	0.333	0	0	0	0
MacGeorge, Ian	56	56	0.332	211	37	70	22	0	5	60	107	0.507	13	8	22	4	0.379	8	0	2	4
Page, Chris	59	59	0.316	215	32	68	17	0	7	53	106	0.493	34	5	39	2	0.412	6	1	0	0
Podlucky, James	11	1	0.308	13	1	4	2	0	0	4	6	0.462	1	0	5	0	0.357	0	1	0	0
Romero, Jordan	43	23	0.265	98	26	26	6	0	0	22	32	0.327	5	1	16	1	0.302	2	4	0	4
Cellini, Adam	53	51	0.265	151	4	40	7	1	3	21	58	0.384	32	2	13	5	0.392	4	9	0	0
Warmoth, JT	45	39	0.243	136	24	33	10	2	1	26	50	0.368	17	2	24	2	0.333	1	2	2	2
Gragilla, Mike	41	28	0.241	87	21	21	6	0	0	13	27	0.310	21	10	23	0	0.441	0	1	0	0
Skipper, Matt	24	21	0.232	69	6	16	2	0	1	10	21	0.304	12	3	14	1	0.365	1	1	0	0
Hood, Callahan	15	10	0.225	40	3	9	2	0	0	2	11	0.275	7	0	10	0	0.340	0	1	0	0
Robbins, Tyler	40	17	0.224	58	32	13	5	0	0	8	18	0.310	20	2	10	0	0.438	0	3	5	5
Gee, Garrett	24	5	0.188	32	3	6	1	0	0	7	7	0.219	5	0	7	2	0.289	1	0	1	1
Belardes, David	31	0	0.111	9	13	1	0	0	0	1	1	0.111	0	0	4	1	0.111	0	0	2	2
Lidyard, David	21	1	0.000	0	0	0	0	0	0	0	0	0.000	0	0	0	0	0.000	0	0	0	0
Ratliff, Robbie	21	3	0.000	0	0	0	0	0	0	0	0	0.000	0	0	0	0	0.000	0	0	0	0
Green, Eric	19	3	0.000	0	0	0	0	0	0	0	0	0.000	0	0	0	0	0.000	0	0	0	0
Paulencu, Adam	16	14	0.000	0	0	0	0	0	0	0	0	0.000	0	0	0	0	0.000	0	0	0	0
Modomo, Chad	14	12	0.000	0	0	0	0	0	0	0	0	0.000	0	0	0	0	0.000	0	0	0	0
Eaton, Daniel	19	14	0.000	0	0	0	0	0	0	0	0	0.000	0	0	0	0	0.000	0	0	0	0
Maloney, Kevin	10	10	0.000	0	0	0	0	0	0	0	0	0.000	0	0	0	0	0.000	0	0	0	0
Bonner, Ryan	3	0	0.000	3	0	0	0	0	0	0	0	0.000	0	0	1	0	0.000	0	0	0	0
Tufts, Corey	4	2	0.000	0	0	0	0	0	0	0	0	0.000	0	0	0	0	0.000	0	0	0	0
Lytle, Andrew	2	0	0.000	0	0	0	0	0	0	0	0	0.000	0	0	0	0	0.000	0	0	0	0
Johnson, Jordan	25	1	0.000	10	9	0	0	0	0	1	0	0.000	1	0	3	0	0.091	0	0	0	0
Brown, Antwan	9	0	0.000	0	0	0	0	0	0	0	0	0.000	0	0	0	0	0.000	0	0	0	0
<b>Total:</b>	<b>59</b>		<b>0.305</b>	<b>1964</b>	<b>417</b>	<b>599</b>	<b>129</b>	<b>12</b>	<b>22</b>	<b>372</b>	<b>818</b>	<b>0.416</b>	<b>254</b>	<b>55</b>	<b>264</b>	<b>35</b>	<b>0.382</b>	<b>34</b>	<b>45</b>	<b>75</b>	<b>103</b>
<b>Opponents:</b>	<b>59</b>		<b>0.267</b>	<b>1944</b>	<b>218</b>	<b>519</b>	<b>74</b>	<b>6</b>	<b>15</b>	<b>193</b>	<b>650</b>	<b>0.334</b>	<b>135</b>	<b>35</b>	<b>367</b>	<b>38</b>	<b>0.316</b>	<b>10</b>	<b>37</b>	<b>59</b>	<b>77</b>

LOB - Team (450), Opp (397). IBB - Team (1), Opp (0). Picked Off - Team (14), Opp (4)

Pitching	ERA	W	L	GP	GS	CG	SHO	CBO	SV	IP	H	R	ER	BB	SO	2B	3B	HR	TBF	B/Avg	WP	HBP	BK	SFA	SHA
Lytle, Andrew	0.00	0	0	2	0	0	0	1	0	2.0	4	1	0	0	0	0	0	0	10	0.444	1	1	0	0	0
Maloney, Kevin	1.68	9	0	10	10	2	1	1	0	69.2	64	17	13	14	47	6	0	1	283	0.244	1	2	0	1	4
Paulencu, Adam	2.49	8	2	16	14	1	1	3	0	90.1	91	35	25	23	73	9	2	0	387	0.262	8	10	0	0	7
Eaton, Daniel	2.68	7	5	19	14	3	2	1	1	111.0	99	42	33	26	84	16	0	2	463	0.235	3	4	0	2	9
Ratliff, Robbie	3.12	6	2	21	3	0	0	1	1	66.1	75	29	23	20	44	8	3	3	291	0.290	1	5	0	2	5
Modomo, Chad	3.23	6	3	14	12	2	1	0	1	75.1	77	39	27	13	54	7	0	2	321	0.263	3	7	0	1	7
Lidyard, David	4.22	5	2	21	1	0	0	2	5	32.0	39	17	15	10	21	11	0	2	147	0.310	4	5	0	2	4
Tufts, Corey	4.50	1	0	4	2	0	0	0	0	10.0	12	7	5	5	6	2	0	2	49	0.286	3	0	0	0	2
Green, Eric	4.82	1	2	19	3	0	0	2	2	37.1	40	24	20	22	31	8	0	2	173	0.267	2	0	0	1	0
Brown, Antwan	7.27	0	0	9	0	0	0	0	0	8.2	11	7	7	2	7	5	0	1	37	0.324	2	0	0	1	0
<b>Total:</b>	<b>3.01</b>	<b>43</b>	<b>16</b>	<b>135</b>		<b>8</b>	<b>5</b>	<b>11</b>	<b>10</b>	<b>502.2</b>	<b>512</b>	<b>218</b>	<b>168</b>	<b>135</b>	<b>367</b>	<b>72</b>	<b>5</b>	<b>15</b>	<b>2161</b>	<b>0.263</b>	<b>28</b>	<b>34</b>	<b>0</b>	<b>10</b>	<b>38</b>
<b>Opponents:</b>	<b>5.96</b>	<b>16</b>	<b>43</b>	<b>166</b>		<b>8</b>	<b>0</b>	<b>0</b>	<b>2</b>	<b>491.0</b>	<b>589</b>	<b>410</b>	<b>325</b>	<b>255</b>	<b>264</b>	<b>121</b>	<b>11</b>	<b>21</b>	<b>2281</b>	<b>0.311</b>	<b>44</b>	<b>54</b>	<b>1</b>	<b>37</b>	<b>41</b>

Fielding	GP	GS	C	PO	A	E	Fld.D%	DP	TP	SBA	RCS	SBA%	PB	CI	OBS
Brown, Antwan	9	0	1	0	1	0	1.000	0	0	0	0	0.000	0	0	0
Gragilla, Mike	41	28	8	8	0	0	1.000	0	0	0	0	0.000	0	0	0
Hood, Callahan	15	10	3	0	3	0	1.000	0	0	0	0	0.000	0	0	0
Bonner, Ryan	3	0	3	2	1	0	1.000	0	0	0	0	0.000	0	0	0
Podlucky, James	11	1	5	5	0	0	1.000	0	0	0	0	0.000	0	0	0
Lidyard, David	21	1	8	0	8	0	1.000	0	0	0	0	0.000	0	0	0
Green, Eric	19	3	7	1	6	0	1.000	0	0	0	0	0.000	0	0	0
Cellini, Adam	53	51	348	305	40	3	0.991	1	0	49	18	0.731	1	0	0
Macgeorge, Ian	56	56	115	107	6	2	0.983	2	0	0	0	0.000	0	0	0
Page, Chris	59	59	559	519	28	12	0.979	49	0	0	0	0.000	0	0	0
Smith, Greg	59	57	76	70	4	2	0.974	0	0	0	0	0.000	0	0	0
Godfrey, Nick	16	8	74	68	4	2	0.973	0	0	8	0	1.000	0	0	0
Robbins, Tyler	40	17	96	40	53	3	0.969	11	0	0	0	0.000	0	0	0
Romero, Jordan	43	23	113	42	67	4	0.965	13	0	0	0	0.000	0	0	0
Arias, Frankie	56	56	136	125	6	5	0.963	2	0	0	0	0.000	0	0	0
Ratliff, Robbie	21	3	24	9	14	1	0.958	0	0	0	0	0.000	0	0	0
Modomo, Chad	14	12	21	7	13	1	0.952	0	0	0	0	0.000	0	0	0
Warmoth, JT	45	39	187	65	111	11	0.941	16	0	0	0	0.000	0	0	0
Maloney, Kevin	10	10	13	4	8	1	0.923	1	0	0	0	0.000	0	0	0
Kline, Ben	59	59	293	79	191	23	0.922	39	0	0	0	0.000	0	0	0
Lemon, Jeff	42	40	94	36	50	8	0.915	5	0	0	0	0.000	0	0	0
Paulencu, Adam	16	14	20	3	15	2	0.900	0	0	0	0	0.000	0	0	0
Gee, Garrett	24	5	22	10	9	3	0.864	1	0	0	0	0.000	0	0	0
Eaton, Daniel	19	14	21	3	15	3	0.857	1	0	0	0	0.000	0	0	0
Tufts, Corey	4	2	4	0	3	1	0.750	0	0	0	0	0.000	0	0	0
Tressler, Brett	12	0	0	0	0	0	0.000	0	0	0	0	0.000	0	0	0
Lytle, Andrew	2	0	0	0	0	0	0.000	0	0	0	0	0.000	0	0	0
Huber, Mike	3	0	0	0	0	0	0.000	0	0	0	0	0.000	0	0	0
Skipper, Matt	24	21	0	0	0	0	0.000	0	0	0	0	0.000	0	0	0
Johnson, Jordan	25	1	0	0	0	0	0.000	0	0	0	0	0.000	0	0	0
Belardes, David	31	0	0	0	0	0	0.000	0	0	0	0	0.000	0	0	0
Total:	59		2251	1508	656	87	0.961	54	0	57	18	0.760	1	0	0
Opponents:	59		2166	1473	587	106	0.951	43	0	71	22	0.763	12	0	0



# Lee University (Tenn.) - Flames

## Quick Facts

Location.....Cleveland, Tenn.  
 Enrollment.....4,411  
 Nickname.....Flames  
 School Colors.....Maroon and White  
 Home Stadium.....Olympic Field  
 Capacity.....500  
 President.....Dr. Paul Conn  
 Athletic Director.....Larry Carpenter  
 SID.....George Starr  
 Conference.....Southern States Athletic Conference  
 2012 Overall Record.....54-9-1  
 2012 Conference Record.....26-4  
 Twitter.....@LeeUFlames

## Schedule

Date	Opponent	H/A	Score	W/L
2/3/2012	Talladega (Ala.)	H	14-2	W
2/3/2012	Talladega (Ala.)	H	4-1	W
2/4/2012	Talladega (Ala.)	H	2-1	W
2/6/2012	Hiwassee College	H	11-0	W
2/7/2012	Tenn Temple	H	15-0	W
2/10/2012	Shawnee State (Ohio)	H	5-0	W
2/10/2012	Shawnee State (Ohio)	H	2-0	W
2/11/2012	Shawnee State (Ohio)	H	4-0	W
2/13/2012	Union (Ky.)	H	3-9	L
2/15/2012	Tennessee Wesleyan	A	7-8	L
2/17/2012	Emmanuel (Ga.) *	A	12-1	W
2/17/2012	Emmanuel (Ga.) *	A	2-1	W
2/18/2012	Emmanuel (Ga.) *	A	8-5	W
2/20/2012	Rio Grande (Ohio)	H	12-1	W
2/22/2012	Lindsey Wilson (Ky.)	H	10-8	W
2/25/2012	Mobile (Ala.) *	A	3-0	W
2/25/2012	Mobile (Ala.) *	A	12-1	W
2/26/2012	Mobile (Ala.) *	A	8-4	W
2/28/2012	Milligan (Tenn.)	H	10-1	W
2/28/2012	Milligan (Tenn.)	H	13-0	W
3/3/2012	Truett-McConnell (Ga.) *	H	8-1	W
3/4/2012	Truett-McConnell (Ga.) *	H	3-2	W
3/4/2012	Truett-McConnell (Ga.) *	H	14-4	W
3/7/2012	Bryan (Tenn.)	A	2-0	W
3/8/2012	Tenn Temple	A	7-7	T
3/9/2012	Loyola (La.) *	H	9-0	W
3/10/2012	Loyola (La.) *	H	15-0	W
3/10/2012	Loyola (La.) *	H	7-3	W
3/14/2012	Reinhardt (Ga.)	A	7-8	L
3/14/2012	Reinhardt (Ga.)	A	14-2	W
3/16/2012	Shorter (Ga.) *	A	14-8	W
3/17/2012	Shorter (Ga.) *	A	8-1	W
3/17/2012	Shorter (Ga.) *	A	2-7	L
3/19/2012	Freed-Hardeman (Tenn.)	H	5-2	W
3/20/2012	Freed-Hardeman (Tenn.)	H	6-5	W
3/23/2012	Brewton-Parker (Ga.) *	H	5-4	W
3/24/2012	Brewton-Parker (Ga.) *	H	2-0	W
3/24/2012	Brewton-Parker (Ga.) *	H	15-3	W
3/27/2012	Trevecca Nazarene (Tenn.)	H	6-0	W
3/30/2012	Southern Wesleyan (S.C.) *	A	5-1	W
3/31/2012	Southern Wesleyan (S.C.) *	A	10-12	L
3/31/2012	Southern Wesleyan (S.C.) *	A	4-5	L
4/3/2012	Cumberland (Tenn.)	A	6-3	W
4/6/2012	Southern Poly (Ga.) *	H	9-7	W
4/7/2012	Southern Poly (Ga.) *	H	6-5	W
4/7/2012	Southern Poly (Ga.) *	H	7-0	W
4/10/2012	Bryan (Tenn.)	H	8-9	L
4/11/2012	Tennessee Wesleyan	H	9-6	W
4/13/2012	Auburn Montgomery (Ala.) *	H	5-4	W
4/14/2012	Auburn Montgomery (Ala.) *	H	7-8	L
4/14/2012	Auburn Montgomery (Ala.) *	H	7-6	W
4/17/2012	Tennessee Wesleyan	H	10-5	W
4/20/2012	Belhaven (Miss.) *	A	5-4	W
4/20/2012	Belhaven (Miss.) *	A	4-2	W
4/21/2012	Belhaven (Miss.) *	A	3-2	W
4/26/2012	Mobile (Ala.)	N	11-6	W
4/27/2012	William Carey (Miss.)	N	5-2	W
4/28/2012	Shorter (Ga.)	N	9-4	W
4/30/2012	Faulkner (Ala.)	N	13-0	W
5/10/2012	Bacone (Okla.)	H	12-1	W
5/11/2012	Missouri Baptist	N	4-5	L
5/12/2012	Avila (Mo.)	N	13-0	W
5/12/2012	Missouri Baptist	H	4-3	W
5/14/2012	Missouri Baptist	N	8-5	W

\*denotes conference game



Mark Brew  
Head Coach



Kris Hall  
Jr., Right-Handed Pitcher

## Roster

No.	Name	Pos.	Ht.	Wt.	Yr.	Hometown/Previous School	Bats/Throws
2	Trevor Burgess	OF	6-0	205	Jr.	Dunlap, Tenn./Cleveland State CC (Tenn.)	L/L
3	Edmanuel Rivera	SS	5-10	170	Jr.	Cidra, P.R./Wabash Valley College (Ill.)	R/R
4	Patrick Merklings	LHP	6-1	180	Jr.	Atlanta, Ga./Chattanooga State CC (Tenn.)	L/L
6	Max Harvell	SS/2B	6-0	170	Sr.	Nashville, Tenn./Hillsboro HS	R/R
7	Joe Fabre	RHP	6-2	215	Sr.	New Roads, La./LSU-Eunice (La.)	R/R
8	Mike Fasolo	RHP/DH	6-2	185	Jr.	Utica, N.Y./Mohawk Valley CC (N.Y.)	L/R
9	Roberto Duran	3B	6-0	205	Jr.	Brooklyn, N.Y./Western Oklahoma State	R/R
12	Roberto Reyes	1B	6-2	190	Sr.	Palmdale, Calif./Antelope Valley College (Calif.)	R/R
14	Taylor Comford	C	6-0	185	Sr.	San Diego, Calif./Southwestern College (Calif.)	R/R
15	James Fowlkes	OF/C	6-2	180	Fr.	Soddy-Daisy, Tenn./Soddy-Daisy HS	R/R
16	Cameron Brewster	OF	6-1	170	So.	Cleveland, Tenn./Cleveland State CC (Tenn.)	L/R
18	Jorge Saez	C/INF	5-10	180	Jr.	Miami, Fla./Miami Dade College (Fla.)	R/R
22	Mike Moore	INF/OF	6-2	195	Sr.	St. Louis, Mo./Lindenwood University (Mo.)	R/R
23	Blake Barber	INF	5-10	185	Sr.	Modesto, Calif./Cal State-Fullerton	R/R
25	Andy Hillis	RHP	6-7	210	So.	Brentwood, Tenn./University of Tennessee	R/R
29	Jose Samayoa	RHP	6-0	225	Jr.	Hermosillo, Mexico/New Mexico JC	R/R
30	Matt Passauer	RHP	6-6	225	Sr.	Erie, Pa./University of Maryland	R/R
34	Corey Davis	1B/OF	6-2	235	Jr.	Douglas, Ga./Walter State CC (Tenn.)	R/R
35	Kyle Briner	RHP	6-0	175	Fr.	Sellersburg, Ind./Silver Creek HS	R/R
39	Ryan Zimmer	LHP	5-11	165	Fr.	London, Ontario/John Paul II Catholic Secondary	L/L
41	Vince Spilker	RHP	6-3	230	Jr.	Raytown, Mo./University of Central Missouri	R/R
43	James Rechenbach	LHP	6-1	185	Sr.	Knoxville, Tenn./Knox Fulton H.S.	L/L
44	Kris Hall	RHP	6-3	215	Jr.	Strongsville, Ohio/Cleveland State University (Ohio)	R/R
42	Brady Renner	OF	5-9	175	Jr.	Chicago, Ill./Elgin CC (Ill.)	L/R

**Head Coach:** Mark Brew

**Head Coach Record at School/Years:** 324-75-1/5 **Career Collegiate Record/Years:** 324-75-1/5

**Assistant Coaches:** Michael Moody, Justin Dedman, Andrew Carson, Matt Gilson

## Season Notes

Coach Brew earned his 300th career win with a 6-5 victory over Freed-Hardeman University, March 21.

## World Series History

**Years: 7 • Record 15-12 • Finished 1<sup>st</sup> 0; 2<sup>nd</sup> 2; 3<sup>rd</sup> 1; 4<sup>th</sup> 0**

2011 (4-2): L, 5-4 vs. LSU Shreveport (La.); W, 7-3 vs. Faulkner (Ala.); W, 7-3 vs. Lewis-Clark State (Idaho); W, 7-4 vs. Embry-Riddle (Fla.); W, 1-0 vs. Lubbock Christian (Texas); L, 10-2 vs. Lubbock Christian (Texas)  
 2010 (3-2): W, 7-6 vs. Lubbock Christian (Texas); W, 8-0 vs. Lewis-Clark State (Idaho); L, 11-9 vs. Cumberland (Tenn.); W, 10-7 vs. Embry-Riddle (Fla.); L, 4-3 vs. Cumberland (Tenn.) (championship)  
 2009 (3-2): W, 5-2 vs. Campbellsville (Ky.); L, 11-0 vs. Lubbock Christian (Texas); W, 5-4 vs. Fresno Pacific (Calif.); W, 5-3 vs. Berry (Ga.); L, 8-6 vs. Point Loma Nazarene (Calif.) (semifinals)  
 2008 (4-2): W, 7-1 vs. Bellevue (Neb.); W, 14-8 vs. Union (Ky.); W, 5-2 vs. Lewis-Clark State (Idaho); W, 6-5 vs. Oklahoma City (semifinals); L, 7-6 vs. Lewis-Clark State (championship); L, 8-3 vs. Lewis-Clark State (championship)  
 2007 (1-2): L, 11-7 vs. Lewis-Clark State (Idaho); W, 5-4 vs. St. Thomas (Fla.); L, 7-4 vs. Azusa Pacific (Calif.)  
 2005 (0-2): L, 5-4 vs. Lewis-Clark State (Idaho); L, 11-2 vs. Aquinas (Mich.)

# Lee University (Tenn.) - 2012 Statistics

Batting	GP	GS	AVG	AB	R	H	2B	3B	HR	RBI	TB	SLG%	BB	HBP	SO	GDP	OB%	SF	SH	SB	SBA
Barber, Blake	64	63	0.416	231	66	96	17	6	9	62	152	0.658	33	10	27	3	0.502	3	1	18	21
Fowlkes, James	53	18	0.345	58	33	20	2	2	1	19	29	0.500	12	3	9	1	0.467	2	1	9	10
Davis, Corey	61	60	0.340	212	58	72	16	3	10	56	124	0.585	24	5	55	0	0.411	5	0	30	33
Moore, Mike	61	60	0.326	224	34	73	9	0	4	47	94	0.420	16	1	17	2	0.363	7	4	8	14
Saez, Jorge	50	45	0.315	162	17	51	11	2	6	40	84	0.519	27	3	25	3	0.415	3	1	5	6
Reyes, Roberto	64	64	0.311	244	54	76	19	0	15	82	140	0.574	32	3	42	2	0.384	10	0	1	1
Renner, Brady	59	58	0.311	206	64	64	18	0	0	23	82	0.398	44	14	22	2	0.455	4	4	20	22
Burgess, Trevor	61	41	0.300	160	29	48	6	4	1	23	65	0.406	14	2	38	1	0.354	5	3	1	1
Brewster, Cameron	12	5	0.294	17	5	5	0	0	0	3	5	0.294	3	0	2	1	0.400	0	0	0	0
Comford, Taylor	28	21	0.293	58	2	17	1	0	0	13	18	0.310	11	5	12	0	0.446	0	4	0	1
Harvell, Max	48	10	0.289	45	23	13	2	0	0	4	15	0.333	10	1	14	0	0.414	2	0	2	2
Rivera, Edmanuel	60	57	0.289	201	39	58	15	1	2	31	81	0.403	15	7	27	3	0.351	5	5	15	20
Fasolo, Mike	32	3	0.280	25	9	7	1	1	1	5	13	0.520	10	0	6	1	0.486	0	0	0	0
Avey, Chris	10	8	0.276	29	6	8	3	0	0	4	11	0.379	1	1	6	0	0.323	0	1	2	3
Ellis, Matt	17	0	0.250	4	6	1	0	0	0	0	1	0.250	0	0	1	0	0.250	0	0	0	0
Duran, Roberto	58	54	0.242	178	37	43	11	0	6	28	72	0.404	33	5	37	4	0.372	2	2	5	8
Rader, Brandon	10	0	0.222	9	1	2	0	0	0	3	2	0.222	0	0	1	1	0.222	0	0	0	0
Scoggins, Preston	14	9	0.194	31	7	6	0	0	2	6	12	0.387	3	2	6	0	0.306	0	2	0	1
Briner, Kyle	17	1	0.000	0	0	0	0	0	0	0	0	0.000	0	0	0	0	0.000	0	0	0	0
Eskew, David	5	4	0.000	0	0	0	0	0	0	0	0	0.000	0	0	0	0	0.000	0	0	0	0
Samayoa, Jose	25	8	0.000	0	0	0	0	0	0	0	0	0.000	0	0	0	0	0.000	0	0	0	0
Moore, Alex	4	0	0.000	0	0	0	0	0	0	0	0	0.000	0	0	0	0	0.000	0	0	0	0
Hall, Kris	15	15	0.000	0	0	0	0	0	0	0	0	0.000	0	0	0	0	0.000	0	0	0	0
Zimmer, Ryan	5	0	0.000	0	0	0	0	0	0	0	0	0.000	0	0	0	0	0.000	0	0	0	0
Passauer, Matt	19	1	0.000	0	0	0	0	0	0	0	0	0.000	0	0	0	0	0.000	0	0	0	0
Rechenbach, James	24	1	0.000	0	0	0	0	0	0	0	0	0.000	0	0	0	0	0.000	0	0	0	0
Lawson, Dustin	9	6	0.000	0	0	0	0	0	0	0	0	0.000	0	0	0	0	0.000	0	0	0	0
Hillis, Andy	28	1	0.000	0	0	0	0	0	0	0	0	0.000	0	0	0	0	0.000	0	0	0	0
Fabre, Joe	23	1	0.000	0	0	0	0	0	0	0	0	0.000	0	0	0	0	0.000	0	0	0	0
Spilker, Vince	16	14	0.000	0	0	0	0	0	0	0	0	0.000	0	0	0	0	0.000	0	0	0	0
Merkling, Patrick	16	14	0.000	0	0	0	0	0	0	0	0	0.000	0	0	0	0	0.000	0	0	0	0
<b>Total:</b>	<b>64</b>		<b>0.315</b>	<b>2094</b>	<b>490</b>	<b>660</b>	<b>131</b>	<b>19</b>	<b>57</b>	<b>449</b>	<b>1000</b>	<b>0.478</b>	<b>288</b>	<b>62</b>	<b>347</b>	<b>24</b>	<b>0.401</b>	<b>48</b>	<b>28</b>	<b>116</b>	<b>143</b>
<b>Opponents:</b>	<b>64</b>		<b>0.210</b>	<b>1946</b>	<b>205</b>	<b>409</b>	<b>76</b>	<b>9</b>	<b>16</b>	<b>184</b>	<b>551</b>	<b>0.283</b>	<b>222</b>	<b>51</b>	<b>528</b>	<b>35</b>	<b>0.297</b>	<b>12</b>	<b>28</b>	<b>50</b>	<b>66</b>

LOB - Team (511), Opp (457). IBB - Team (8), Opp (2). Picked Off - Team (11), Opp (7)

Pitching	ERA	W	L	GP	GS	CG	SHO	CBO	SV	IP	H	R	ER	BB	SO	2B	3B	HR	TBF	B/Avg	WP	HBP	BK	SFA	SHA
Zimmer, Ryan	1.29	0	0	5	0	0	0	3	0	70.3	34	1	1	2	9	0	0	0	27	0.125	0	1	0	0	0
Hall, Kris	1.52	11	0	15	15	2	0	2	0	94.2	64	28	16	43	115	9	4	1	399	0.188	8	9	1	3	3
Moore, Alex	2.08	1	0	4	0	0	0	1	0	41.2	2	2	1	4	3	1	0	0	21	0.143	0	0	0	1	2
Merkling, Patrick	2.15	8	2	16	14	2	1	3	1	75.1	46	27	18	48	96	10	0	0	329	0.174	11	10	1	0	6
Fasolo, Mike	2.19	2	0	10	0	0	0	2	0	12.1	8	4	3	10	14	3	1	0	54	0.190	1	1	0	0	1
Samayoa, Jose	2.36	8	0	25	8	0	0	5	7	76.1	51	22	20	29	71	8	1	4	309	0.186	11	3	0	1	2
Passauer, Matt	2.51	2	0	19	0	0	0	3	0	28.2	22	11	8	5	18	3	0	1	114	0.212	2	1	0	2	2
Spilker, Vince	2.67	7	2	16	14	1	0	4	1	84.1	75	31	25	21	64	13	2	2	348	0.237	4	6	0	2	3
Briner, Kyle	2.78	3	0	17	1	0	0	4	0	32.1	28	13	10	9	29	7	0	2	134	0.235	4	4	0	0	2
Hillis, Andy	2.93	5	1	28	0	0	0	5	7	27.2	23	16	9	9	23	4	1	1	118	0.223	4	3	0	1	2
Lawson, Dustin	3.04	2	1	9	6	0	0	3	0	26.2	15	9	9	18	30	2	0	1	117	0.167	0	6	1	1	2
Rechenbach, James	3.90	2	1	24	1	0	0	4	0	27.2	34	20	12	13	24	8	0	0	136	0.288	1	4	0	0	1
Fabre, Joe	4.50	2	2	23	1	0	0	4	1	22.0	23	13	11	9	21	6	0	1	98	0.271	7	2	0	1	1
Eskew, David	5.84	1	0	5	4	0	0	0	0	12.1	15	8	8	2	10	2	0	3	55	0.294	1	1	0	0	1
Total:	2.56	54	9	216	5	1	43	17	531.2	409	205	151	222	527	76	9	16	2259	0.210	54	51	3	12	28	
Opponents:	7.05	9	53	196	6	0	0	4	507.0	660	490	397	288	347	131	19	57	2522	0.315	71	62	8	48	28	

Fielding	GP	GS	C	PO	A	E	Fld.D%	DP	TP	SBA	RCS	SBA%	PB	CI	OBS
Fowlkes, James	53	18	26	25	1	0	1.000	0	0	0	0	0.000	0	0	0
Rader, Brandon	10	0	5	3	2	0	1.000	1	0	0	0	0.000	0	0	0
Zimmer, Ryan	5	0	1	0	1	0	1.000	0	0	0	0	0.000	0	0	0
Passauer, Matt	19	1	4	0	4	0	1.000	0	0	0	0	0.000	0	0	0
Fasolo, Mike	32	3	3	0	3	0	1.000	1	0	0	0	0.000	0	0	0
Davis, Corey	61	60	13	13	0	0	1.000	1	0	0	0	0.000	0	0	0
Eskew, David	5	4	1	0	1	0	1.000	0	0	0	0	0.000	0	0	0
Avey, Chris	10	8	12	12	0	0	1.000	0	0	0	0	0.000	0	0	0
Brewster, Cameron	12	5	16	16	0	0	1.000	0	0	0	0	0.000	0	0	0
Hillis, Andy	28	1	5	2	3	0	1.000	0	0	0	0	0.000	0	0	0
Fabre, Joe	23	1	5	1	4	0	1.000	2	0	0	0	0.000	0	0	0
Spilker, Vince	16	14	13	5	8	0	1.000	2	0	0	0	0.000	0	0	0
Merkling, Patrick	16	14	19	8	11	0	1.000	1	0	0	0	0.000	0	0	0
Saez, Jorge	50	45	396	360	34	2	0.995	0	0	28	13	0.683	5	0	0
Renner, Brady	59	58	113	111	1	1	0.991	0	0	0	0	0.000	0	0	0
Comford, Taylor	28	21	168	151	15	2	0.988	1	0	21	3	0.875	6	0	0
Reyes, Roberto	64	64	537	496	34	7	0.987	37	0	0	0	0.000	0	0	0
Moore, Mike	61	60	73	70	1	2	0.973	0	0	0	0	0.000	0	0	0
Barber, Blake	64	63	258	88	160	10	0.961	27	0	0	0	0.000	0	0	0
Burgess, Trevor	61	41	75	66	6	3	0.960	0	0	0	0	0.000	0	0	0
Harvell, Max	48	10	74	23	46	5	0.932	10	0	0	0	0.000	0	0	0
Rivera, Edmanuel	60	57	257	86	152	19	0.926	27	0	0	0	0.000	0	0	0
Duran, Roberto	58	54	133	39	84	10	0.925	4	0	0	0	0.000	0	0	0
Samayoa, Jose	25	8	11	2	8	1	0.909	0	0	0	0	0.000	0	0	0
Lawson, Dustin	9	6	8	4	3	1	0.875	0	0	0	0	0.000	0	0	0
Hall, Kris	15	15	14	3	9	2	0.857	4	0	0	0	0.000	0	0	0
Scoggins, Preston	14	9	21	4	14	3	0.857	2	0	0	0	0.000	0	0	0
Rechenbach, James	24	1	11	3	6	2	0.818	1	0	0	0	0.000	0	0	0
Briner, Kyle	17	1	5	1	3	1	0.800	0	0	0	0	0.000	0	0	0
Moore, Alex	4	0	0	0	0	0	0.000	0	0	0	0	0.000	0	0	0
Ellis, Matt	17	0	1	0	0	1	0.000	0	0	0	0	0.000	0	0	0
Total:	64		2287	1592	623	72	0.969	41	0	49	16	0.754	11	0	0
Opponents:	64		2178	1521	546	111	0.949	29	0	99	22	0.818	11	2	0



# Lewis-Clark State College (Idaho) - Warriors

## Quick Facts

Location..... Lewiston, Idaho  
 Enrollment..... 4,693  
 Nickname..... Warriors  
 School Colors..... Navy, Red and White  
 Home Stadium..... Harris Field  
 Capacity..... 5,500  
 President..... Anthony Fernandez  
 Athletic Director..... Gary Picone  
 SID..... Logan Fowler  
 Conference..... Frontier Conference  
 2012 Overall Record..... 41-12  
 2012 Conference Record..... 22-6  
 Twitter..... @LCSC\_Warriors



Gary Picone  
Head Coach



Trent Bridges  
Sr., Second Baseman

## Schedule

Date	Opponent	H/A	Score	W/L
2/2/2012	Point Loma Nazarene (Calif.)	N	8-9	L
2/3/2012	Wayland Baptist (Texas)	N	0-9	L
2/4/2012	Fresno Pacific (Calif.)	N	4-7	L
2/4/2012	College of Idaho	N	8-4	W
2/10/2012	Concordia (Ore.)	H	7-3	W
2/11/2012	George Fox University	H	13-6	W
2/11/2012	British Columbia	H	7-6	W
2/12/2012	British Columbia	H	13-10	W
2/17/2012	Western Oregon University	H	14-13	W
2/18/2012	Central Washington Univ	H	7-1	W
2/18/2012	Saint Martin's University	H	12-6	W
2/19/2012	Western Oregon University	H	3-0	W
2/24/2012	Menlo (Calif.) *	A	5-9	L
2/25/2012	Menlo (Calif.) *	A	9-8	W
2/25/2012	Menlo (Calif.) *	A	9-2	W
2/26/2012	Menlo (Calif.) *	A	7-2	W
3/2/2012	Corban (Ore.) *	H	2-0	W
3/3/2012	Corban (Ore.) *	H	3-1	W
3/3/2012	Corban (Ore.) *	H	15-1	W
3/4/2012	Corban (Ore.) *	H	0-4	L
3/9/2012	Simpson (Calif.)	A	7-3	W
3/10/2012	Simpson (Calif.)	A	18-2	W
3/10/2012	Simpson (Calif.)	A	6-2	W
3/16/2012	College of Idaho *	H	9-10	L
3/17/2012	College of Idaho *	H	4-0	W
3/17/2012	College of Idaho *	H	7-1	W
3/18/2012	College of Idaho *	H	6-9	L
3/19/2012	Embry-Riddle (Fla.)	H	0-15	L
3/20/2012	Embry-Riddle (Fla.)	H	5-4	W
3/30/2012	British Columbia *	A	6-0	W
3/31/2012	British Columbia *	A	8-2	W
4/1/2012	British Columbia *	A	7-0	W
4/1/2012	British Columbia *	A	3-0	W
4/3/2012	Whitworth University	H	9-8	W
4/5/2012	Concordia (Ore.) *	H	2-7	L
4/6/2012	Concordia (Ore.) *	H	3-2	W
4/7/2012	Concordia (Ore.) *	H	19-3	W
4/7/2012	Concordia (Ore.) *	H	14-2	W
4/14/2012	Oregon Tech *	A	6-1	W
4/15/2012	Oregon Tech *	A	11-6	W
4/15/2012	Oregon Tech *	A	6-7	L
4/16/2012	Oregon Tech *	A	17-11	W
4/17/2012	Whitworth University	A	6-4	W
4/20/2012	Patten (Calif.) *	H	13-2	W
4/21/2012	Patten (Calif.) *	H	7-4	W
4/21/2012	Patten (Calif.) *	H	17-0	W
4/22/2012	Patten (Calif.) *	H	5-0	W
4/27/2012	Linfield College	H	4-0	W
4/28/2012	Linfield College	H	8-5	W
4/29/2012	Linfield College	H	7-10	L
5/4/2012	Linfield College	A	3-4	L
5/5/2012	George Fox University	N	10-2	W
5/6/2012	Pacific Lutheran University	N	10-1	W

\*denotes conference game

## Roster

No.	Name	Pos.	Ht.	Wt.	Yr.	Hometown/Previous School	Bats/Throws
1	Kyle Knigge	LF	5-11	160	So.	Lewiston, Idaho/Lewiston HS	L/R
2	Trent Bridges	2B	5-9	190	Sr.	Coeur d'Alene, Idaho/Lake City HS	R/R
3	Aaron DeGuire	C	5-11	190	Sr.	Torrance, Calif./El Camino CC	R/R
5	Braxton Miller	C	6-0	215	Sr.	Tracy, Calif./Ohlone JC	R/R
6	Jordan Payne	LF	6-1	170	Sr.	Winslow, Ariz./Fort Hays State University	S/L
7	Kevin Hawk	C	6-1	195	So.	Boise, Idaho/Gonzaga University	L/R
8	Kevin McLeod	LF	5-11	187	Jr.	Surry, B.C./Ranger College	R/R
9	Billy Silvestri	1B	6-2	210	Sr.	Huntington Beach, Calif./Golden West	R/R
10	Anthony Armanino	P	5-10	185	Sr.	San Carlos, Calif./Canada JC	R/L
11	Zach Holley	RF	5-11	180	Fr.	Lewiston, Idaho/Lewiston HS	R/R
14	Mitchell Wilhite	RF	6-0	195	Jr.	Concord, Calif./Los Medanos JC	R/R
15	Zach Clanton	P	6-1	195	Sr.	Coeur d'Alene, Idaho/ Lake City HS	R/R
16	Bobby Tannehill	SS	6-2	195	Jr.	Auburn, Wash./ Green River CC	S/R
18	Austin Pentecost	P	6-2	195	Sr.	Kennewick, Wash./Walla Walla CC	R/R
19	Connor Moore	CF	6-0	175	Sr.	Spokane, Wash./University of Hawaii	L/R
22	Terik Gofinch	P	6-3	170	Jr.	Spanaway, Wash./University of Washington	R/R
24	Sal Arena	1B	6-2	205	So.	Puyallup, Wash./Washington State University	R/R
28	Eric Peterson	1B	6-5	215	Jr.	Renton, Wash./University of Washington	L/R
29	Garrett Tygerson	P	6-5	190	Jr.	Ashland, Ore./Lower Columbia CC	R/R
32	Seth Haehl	P	6-2	200	Jr.	East Wenatchee, Wash./University of Washington	R/R
33	Michael Noteware	P	6-0	185	Fr.	Tujunga, Calif./Glendale CC	R/R
37	Alfonso Casillas	1B	6-1	240	Sr.	Indio, Calif./Palomar CC	R/R
35	Will Thorp	C	6-0	190	Jr.	Surrey, B.C./Douglas CC	R/R
45	Luke Goodgion	P	6-4	215	Jr.	Kent, Wash./Green River CC	L/L

**Head Coach:** Gary Picone

**Head Coach Record at School/Years:** 79-29/2 **Career Collegiate Record/Years:** 79-29/2

**Assistant Head Coaches:** Gus Knickrehm, Allen Balmer, Justin Fuller, Bill Stevenson

## World Series History

**Years: 31 • Record 119-37 • Finished 1<sup>st</sup> 16; 2<sup>nd</sup> 5; 3<sup>rd</sup> 3; 4<sup>th</sup> 1**

2011 (1-2): W, 5-4 vs. Tennessee Wesleyan; L, 2-1 vs. Oklahoma City; L, 7-3 vs. Lee (Tenn.)  
 2010 (1-2): W, 10-5 vs. Point Loma Nazarene (Calif.); L, 8-0 vs. Lee (Tenn.); L, 10-7 vs. Embry-Riddle (Fla.)  
 2009 (1-2): W, 5-0 vs. Fresno Pacific (Calif.); L, 10-8 vs. Oklahoma City; L, 9-6 vs. Southern Poly State (Ga.)  
 2008 (5-1): W, 19-0 vs. Embry-Riddle (Fla.) (7 innings); W, 9-5 vs. Oklahoma City 9 (12 innings); L, 5-2 vs. Lee (Tenn.); W, 9-4 vs. Spring Arbor (Mich.); W, 7-6 vs. Lee (Tenn.) (championship); W, 8-3 vs. Lee (championship)  
 2007 (5-0): W, 11-7 vs. Lee (Tenn.); W, 7-0 vs. Spring Arbor (Mich.); W, 8-1 vs. Bellevue (Neb.); W, 8-7 vs. Houston Baptist; W, 9-2 vs. Spring Arbor (Mich.) (championship)  
 2006 (5-1): L, 4-3 vs. Lubbock Christian (Texas); W, 9-3 vs. Saint Xavier (Ill.); W, 17-2 vs. Concordia (Calif.); W, 11-10 vs. Embry-Riddle (Fla.); W, 4-1 vs. British Columbia; W, 5-4 vs. Cumberland (Tenn.) (championship)  
 2005 (3-2): W, 5-4 vs. Lee (Tenn.); L, 11-10 vs. Oklahoma City; W, 14-3 vs. Spalding (Ky.); W, 4-2 vs. Cumberland (Tenn.); L, 5-0 vs. Embry-Riddle (Fla.)  
 2004 (1-2): W, 2-0 vs. Mt. Vernon Nazarene (Ohio); L, 4-3 vs. Point Loma Nazarene (Calif.); L, 6-5 vs. Embry-Riddle (Fla.)  
 2003 (5-1): W, 11-5 vs. Spalding (Ky.); W, 7-3 vs. Embry-Riddle (Fla.); L, 4-3 vs. Oklahoma City; W, 16-3 vs. Bellevue (Neb.); W, 6-5 vs. Oklahoma City; W, 7-5 vs. Oklahoma City (championship)  
 2002 (5-1): W, 13-0 vs. Bellevue (Neb.); W, 2-0 vs. Spalding (Ky.); L, 13-10 vs. Oklahoma City; W, 11-4 vs. Ohio Dominican; W, 5-0 vs. College of Idaho; W, 10-8 vs. Oklahoma City (championship)  
 2001 (4-2): W, 10-4 vs. Mobile (Ala.); W, 5-4 vs. Indiana Tech; W, 7-2 vs. Bellevue (Neb.); W, 18-0 vs. Western Oregon; L, 10-3 vs. Birmingham-Southern (Ala.); L, 8-3 vs. Birmingham-Southern (Ala.) (championship)  
 2000 (6-0): W, 10-4 vs. Brewton-Parker (Ga.); W, 9-3 vs. Bellevue (Neb.); W, 15-1 vs. The Master's (Calif.); W, 4-3 vs. Dallas Baptist; W, 9-8 vs. Indiana Tech; W, 10-1 vs. Dallas Baptist (championship)

For Lewis-Clark State's history prior to 2000, please visit Championship History section of 2012 Avista-NAIA World Series Press Book.

# Lewis-Clark State College (Idaho) - 2012 Statistics

Batting	GP	GS	AVG	AB	R	H	2B	3B	HR	RBI	TB	SLG%	BB	HBP	SO	GDP	OB%	SF	SH	SB	SBA
Bridges, Trent	41	41	0.396	164	49	65	19	3	4	32	102	0.622	21	11	17	2	0.480	6	2	3	3
Casillas, Alfonso	45	42	0.372	180	30	67	20	0	10	62	117	0.650	14	7	24	7	0.431	3	0	0	0
Knigge, Kyle	46	42	0.357	154	41	55	8	1	4	31	77	0.500	26	8	11	6	0.456	7	0	1	1
Payne, Jordan	48	47	0.345	206	58	71	19	5	2	31	106	0.515	13	8	33	0	0.398	4	3	18	21
Silvestri, Billy	52	52	0.336	217	40	73	13	3	1	36	95	0.438	20	5	19	4	0.398	4	0	2	3
Peterson, Eric	37	37	0.333	138	35	46	7	1	3	34	64	0.464	28	6	22	7	0.457	3	0	0	0
McLeod, Kevin	26	4	0.333	30	10	10	0	0	0	4	10	0.333	2	0	4	0	0.375	0	2	3	3
Moore, Connor	48	41	0.321	159	37	51	12	2	1	29	70	0.440	19	8	16	1	0.413	3	1	7	9
Miller, Braxton	46	39	0.314	153	38	48	10	1	9	47	87	0.569	28	8	16	4	0.435	4	0	7	7
Hawk, Kevin	26	17	0.303	66	4	20	2	0	1	12	25	0.379	12	5	8	3	0.440	1	1	0	0
Button, Brandon	20	7	0.276	29	6	8	4	0	0	5	12	0.414	6	1	11	0	0.417	0	0	0	0
Holley, Zach	39	10	0.273	55	32	15	1	0	0	6	16	0.291	5	1	11	0	0.344	0	2	2	4
Deguire, Aaron	36	33	0.270	100	10	27	3	0	3	12	39	0.390	10	8	22	3	0.375	2	6	0	0
Garner, Cody	15	7	0.258	31	2	8	1	0	1	5	12	0.387	1	0	4	1	0.281	0	0	0	0
Tannehill, Bobby	37	34	0.248	145	16	36	8	0	1	25	47	0.324	16	0	23	1	0.317	3	0	1	2
Wilhite, Mitchell	31	18	0.227	66	10	15	4	0	1	10	22	0.333	5	3	10	0	0.295	4	1	0	0
Arena, Sal	24	4	0.214	14	4	3	1	0	0	4	4	0.286	2	1	3	0	0.353	0	0	0	0
Thorp, Will	13	3	0.167	18	2	3	0	0	0	3	3	0.167	1	2	0	0	0.273	1	1	0	0
Haehl, Seth	6	2	0.000	0	0	0	0	0	0	0	0	0.000	0	0	0	0	0.000	0	0	0	0
Armanino, Anthony	15	14	0.000	0	0	0	0	0	0	0	0	0.000	0	0	0	0	0.000	0	0	0	0
Goodgion, Luke	10	7	0.000	0	0	0	0	0	0	0	0	0.000	0	0	0	0	0.000	0	0	0	0
Gofinch, Terik	12	0	0.000	0	0	0	0	0	0	0	0	0.000	0	0	0	0	0.000	0	0	0	0
Nylund, Carsen	5	5	0.000	0	0	0	0	0	0	0	0	0.000	0	0	0	0	0.000	0	0	0	0
Noteware, Michael	12	9	0.000	0	0	0	0	0	0	0	0	0.000	0	0	0	0	0.000	0	0	0	0
Pentecost, Austin	13	13	0.000	0	0	0	0	0	0	0	0	0.000	0	0	0	0	0.000	0	0	0	0
Duffin, Tyler	4	0	0.000	0	0	0	0	0	0	0	0	0.000	0	0	0	0	0.000	0	0	0	0
Tygerson, Garrett	15	0	0.000	0	1	0	0	0	0	0	0	0.000	0	0	0	0	0.000	0	0	0	0
Clanton, Zach	19	0	0.000	1	0	0	0	0	0	0	0	0.000	0	0	1	0	0.000	0	0	0	0
Jessup, Brock	5	0	0.000	0	0	0	0	0	0	0	0	0.000	0	0	0	0	0.000	0	0	0	0
Other	1	0	0.000	1	0	0	0	0	0	0	0	0.000	0	0	1	0	0.000	0	0	0	0
Total	53		0.322	1927	425	621	132	16	41	388	908	0.471	229	82	256	39	0.401	45	19	44	53
Opponents	53		0.228	1776	224	405	76	7	15	196	540	0.304	192	63	408	36	0.313	16	28	28	48

LOB - Team (485), Opp (407). IBB - Team (0), Opp (0). Picked Off - Team (6), Opp (9)

Pitching	ERA	W	L	GP	GS	CG	SHO	CBO	SV	IP	H	R	ER	BB	SO	2B	3B	HR	TBF	B/Avg	WP	HBP	BK	SFA	SHA
Haehl, Seth	1.98	2	0	6	2	0	0	1	1	13.2	10	4	3	4	1	1	0	0	57	0.204	1	3	0	1	0
Noteware, Michael	2.03	9	2	12	9	1	1	1	0	79.2	67	21	18	11	64	15	0	1	312	0.233	4	6	0	1	6
Armanino, Anthony	2.10	9	1	15	14	1	0	3	0	81.1	61	33	19	31	83	9	2	7	337	0.209	4	7	0	2	5
Wilhite, Mitchell	2.25	2	1	13	2	0	0	3	4	36.0	26	13	9	10	28	8	0	3	146	0.202	2	2	0	1	4
Goodgion, Luke	2.48	2	1	10	7	0	0	2	0	36.1	30	18	10	28	33	2	0	0	167	0.222	4	4	0	0	0
Pentecost, Austin	2.78	6	3	13	13	0	0	2	0	74.1	52	37	23	38	66	7	2	1	319	0.195	4	8	0	3	4
Tygerson, Garrett	3.46	1	0	12	0	0	0	2	2	26.0	23	11	10	11	22	6	1	0	116	0.240	3	6	0	2	1
Jessup, Brock	3.52	0	0	5	0	0	0	1	0	7.2	6	5	3	4	11	2	0	0	36	0.200	3	1	0	0	1
Arena, Sal	3.58	3	0	18	0	0	0	1	4	32.2	31	18	13	14	28	3	0	1	147	0.248	3	4	0	2	2
Duffin, Tyler	4.50	1	0	4	0	0	0	0	0	6.0	4	4	3	5	5	3	0	0	29	0.182	1	1	0	1	0
Clanton, Zach	4.78	4	0	19	0	0	0	2	2	37.2	40	21	20	15	26	8	0	1	170	0.270	2	4	0	1	2
Gofinch, Terik	5.49	1	1	12	0	0	0	2	1	19.2	22	14	12	15	19	6	0	0	106	0.275	1	9	0	0	2
Garner, Cody	5.79	0	0	2	1	0	0	1	1	4.2	5	3	3	1	4	2	1	0	20	0.263	0	0	0	0	0
Nylund, Carsen	6.17	2	2	5	5	0	0	0	0	23.1	27	22	16	5	18	4	1	1	113	0.276	2	8	0	1	1
Total	3.04	42	11	146		2	1	21	15	479.0	404	224	162	192	408	76	7	15	2075	0.227	34	63	0	15	28
Opponents	7.03	11	42	163		6	1	3	6	458.1	621	423	358	230	256	132	16	41	2302	0.322	71	81	0	44	18

Fielding	GP	GS	C	PO	A	E	Fla.D%	DP	TP	SBA	RCS	SBA%	PB	CI	OBS
Clanton, Zach	19	0	12	2	10	0	1.000	1	0	0	0	0.000	0	0	0
Jessup, Brock	5	0	1	0	1	0	1.000	0	0	0	0	0.000	0	0	0
Garner, Cody	15	7	33	33	0	0	1.000	4	0	0	0	0.000	0	0	0
Other	1	0	1	0	1	0	1.000	0	0	0	0	0.000	0	0	0
Tygerson, Garrett	15	0	4	0	4	0	1.000	0	0	0	0	0.000	0	0	0
Holley, Zach	39	10	21	18	3	0	1.000	0	0	0	0	0.000	0	0	0
McLeod, Kevin	26	4	11	11	0	0	1.000	0	0	0	0	0.000	0	0	0
Payne, Jordan	48	47	117	115	2	0	1.000	2	0	0	0	0.000	0	0	0
Haehl, Seth	6	2	1	0	1	0	1.000	0	0	0	0	0.000	0	0	0
Thorp, Will	13	3	47	45	2	0	1.000	0	0	1	1	0.500	0	0	0
Pentecost, Austin	13	13	13	2	11	0	1.000	0	0	0	0	0.000	0	0	0
Hawk, Kevin	26	17	143	122	20	1	0.993	2	9	6	0	0.600	0	0	0
Deguire, Aaron	36	33	266	239	24	3	0.989	0	0	18	10	0.643	0	0	0
Peterson, Eric	37	37	284	268	12	4	0.986	27	0	0	0	0.000	0	0	0
Moore, Connor	48	41	72	69	2	1	0.986	0	0	0	0	0.000	0	0	0
Knigge, Kyle	46	42	61	54	6	1	0.984	1	0	0	0	0.000	0	0	0
Casillas, Alfonso	45	42	247	200	42	5	0.980	19	0	0	0	0.000	0	0	0
Armanino, Anthony	15	14	26	5	20	1	0.962	2	0	0	0	0.000	0	0	0
Wilhite, Mitchell	31	18	94	32	58	4	0.957	9	0	1	0	1.000	0	0	0
Noteware, Michael	12	9	20	3	16	1	0.950	2	0	0	0	0.000	0	0	0
Button, Brandon	20	7	16	15	0	1	0.938	0	0	0	0	0.000	0	0	0
Silvestri, Billy	52	52	225	94	113	18	0.920	30	0	0	0	0.000	0	0	0
Bridges, Trent	41	41	162	48	100	14	0.914	13	0	0	0	0.000	0	0	0
Nylund, Carsen	5	5	10	1	8	1	0.900	1	0	0	0	0.000	0	0	0
Tannehill, Bobby	37	34	162	53	88	21	0.870	22	0	0	0	0.000	0	0	0
Miller, Braxton	46	39	6	5	0	1	0.833	0	0	0	0	0.000	0	0	0
Arena, Sal	24	4	12	2	7	3	0.750	1	0	0	0	0.000	0	0	0
Goodgion, Luke	10	7	4	0	3	1	0.750	0	0	0	0	0.000	0	0	0
Gofinch, Terik	12	0	8	1	5	2	0.750	2	0	0	0	0.000	0	0	0
Duffin, Tyler	4	0	0	0	0	0	0.000	0	0	0	0	0.000	0	0	0
Total	53		2079	1437	559	83	0.960	52	0	29	17	0.630	0	0	0
Opponents	53		1960	1375	493	92	0.953	48	0	44	9	0.830	2	0	0



# Louisiana State University Shreveport - Pilots

## Quick Facts

Location.....Shreveport, La.  
Enrollment.....4,562  
Nickname.....Pilots  
School Colors.....Navy and Gold  
Home Stadium.....Pilot Field  
Capacity.....500  
President.....Dr. Vincent Marsala  
Athletic Director.....Doug Robinson  
SID.....Mark Cantrell  
Conference.....Red River Athletic Conference  
2012 Overall Record.....51-4  
2012 Conference Record.....22-4  
Twitter.....@LSU\_Shreveport



Rocke Musgraves  
Head Coach

**LSU**  
SHREVEPORT



Jared Mortensen  
Sr., Right-Handed Pitcher

## Schedule

Date	Opponent	H/A	Score	W/L
2/4/2012	William Carey (Miss.)	H	7-1	W
2/4/2012	William Carey (Miss.)	H	11-1	W
2/5/2012	William Carey (Miss.)	H	9-2	W
2/9/2012	Southern Poly (Ga.)	N	12-2	W
2/10/2012	Cumberland (Tenn.)	N	9-0	W
2/11/2012	Belhaven (Miss.)	A	11-3	W
2/17/2012	Wiley (Texas) *	H	6-2	W
2/17/2012	Wiley (Texas) *	H	6-3	W
2/20/2012	Houston-Victoria (Texas)	A	3-1	W
2/20/2012	Houston-Victoria (Texas)	A	12-1	W
2/24/2012	Bacone (Okla.) *	A	9-10	L
2/24/2012	Bacone (Okla.) *	A	12-3	W
2/25/2012	Bacone (Okla.) *	A	9-7	W
2/28/2012	Louisiana College	H	12-8	W
3/2/2012	Southwest (N.M.) *	A	9-0	W
3/2/2012	Southwest (N.M.) *	A	9-10	L
3/3/2012	Southwest (N.M.) *	A	9-2	W
3/6/2012	LSU Alexandria (La.)	H	13-1	W
3/6/2012	LSU Alexandria (La.)	H	16-5	W
3/9/2012	Texas College *	H	5-3	W
3/9/2012	Texas College *	H	7-0	W
3/10/2012	Texas College *	H	2-3	L
3/13/2012	Southern Arkansas	H	7-5	W
3/16/2012	Northwood (Texas) *	H	16-9	W
3/17/2012	Northwood (Texas) *	H	3-2	W
3/17/2012	Northwood (Texas) *	H	16-6	W
3/24/2012	Huston-Tillotson (Texas) *	A	2-1	W
3/24/2012	Huston-Tillotson (Texas) *	A	13-0	W
3/25/2012	Huston-Tillotson (Texas) *	A	16-0	W
3/28/2012	Louisiana College	A	5-1	W
3/30/2012	SAGU (Texas) *	A	8-2	W
3/30/2012	SAGU (Texas) *	A	18-2	W
3/31/2012	SAGU (Texas) *	A	10-6	W
4/6/2012	Houston-Victoria (Texas)	H	9-0	W
4/7/2012	Houston-Victoria (Texas)	H	8-0	W
4/7/2012	Houston-Victoria (Texas)	H	3-1	W
4/10/2012	LSU Alexandria (La.)	A	7-1	W
4/10/2012	LSU Alexandria (La.)	A	16-2	W
4/13/2012	Texas at Brownsville *	H	1-2	L
4/13/2012	Texas at Brownsville *	H	8-7	W
4/14/2012	Texas at Brownsville *	H	10-9	W
4/18/2012	William Carey (Miss.)	A	9-4	W
4/18/2012	William Carey (Miss.)	A	10-4	W
4/21/2012	Texas Wesleyan *	H	5-2	W
4/21/2012	Texas Wesleyan *	H	5-0	W
4/22/2012	Texas Wesleyan *	H	14-2	W
4/24/2012	Centenary	A	15-11	W
4/24/2012	Centenary	A	10-7	W
4/28/2012	Southwest (N.M.)	A	13-1	W
4/29/2012	Texas Wesleyan	H	16-8	W
4/30/2012	Texas at Brownsville	A	11-5	W
5/1/2012	Bacone (Okla.)	H	5-2	W
5/10/2012	Peru State (Neb.)	N	9-3	W
5/11/2012	Lindsey Wilson (Ky.)	N	1-0	W
5/12/2012	Lindsey Wilson (Ky.)	N	5-1	W

\*denotes conference game

## Roster

No.	Name	Pos.	Ht.	Wt.	Yr.	Hometown/Previous School	Bats/Throws
3	Cody Causey	OF	5-0	183	Sr.	Haughton, La./Northeast Texas CC	R/R
4	Ridge Gonsoulin	CF	5-7	170	So.	New Iberia, La./Catholic HS - New Iberia	S/R
6	Devin Greco	3B	6-1	203	Jr.	Honolulu, Hawaii/Mt. San Jacinto College	R/R
8	Drew Middleton	P	5-9	190	Sr.	Denver City, Texas/Western Texas College	R/R
9	Stephen Hobbins	2B	5-9	176	Sr.	Alamogordo, N.M./Alamogordo HS	R/R
10	Cam Ellis	LHP	6-0	152	So.	Valrico, Fla./Southeastern Univ.	L/R
11	Matt Lackie	RHP	6-3	224	Sr.	McKinney, Texas/Northwestern State Univ.	R/R
12	Kym Barthel	INF	5-9	166	Fr.	Lethbridge, A.B./Vauxhall Academy	L/R
13	Tyler Alton	CF	5-7	159	So.	Garland, Texas/Naaman Forest HS	R/R
18	Manny Estrada	SS	6-0	170	Jr.	New Orleans, La./Hinds CC	R/R
21	Kyle Pearson	LF/1B	6-3	213	Jr.	Stonewall, La. North DeSoto HS	R/R
22	Jake Kight	RHP	5-10	209	Sr.	Denham Springs, La./West Virginia State Univ.	R/R
24	Brandon Cooksey	OF	5-10	188	Jr.	Lake Mary, Fla./South Carolina Beaufort	R/R
25	David Perkins	OF	5-10	222	Jr.	Longview, Texas/Panola College	R/R
29	Jared Mortensen	RHP	5-10	199	Sr.	Abbotsford, B.C./Mount Olive College	R/R
31	Ben Suit	RHP	5-10	207	Jr.	New Iberia, La./Univ. of Louisiana - Lafayette	R/R
36	Reed Lavallee	C	5-7	165	Fr.	North Delta, B.C./Sands Secondary School	L/R
37	Jason Mouton	RHP	5-7	173	So.	New Iberia, La./Catholic HS - New Iberia	R/R
40	Jacob Lopez	INF	5-6	150	Jr.	New Iberia, La./Univ. of Louisiana - Lafayette	R/R
43	Logan Norris	RHP	5-8	168	So.	Benton, La./Benton HS	R/R
44	Jonathan Burnett	RHP	5-10	168	So.	Florien, La./Bossier Parish CC	R/R
49	David Dorton	C	5-10	180	So.	Alomogordo, N.M./Frank Phillips College	R/R
50	Greg Friesen	1B	5-9	259	Jr.	Regina, Sask./Prairie Baseball Academy	L/R
51	Kade Billeaudeau	OF	5-7	140	Fr.	Welsh, La./St. Louis High School	L/R

**Head Coach:** Rocky Musgraves

**Head Coach Record at School/Years:** 524-256/12 **Career Collegiate Record/Years:** 524-256/12

**Assistant Head Coaches:** Chris Bertrand, Brent Lavallee, Brandon Magieroski, Taylor Riggs

## Season Notes

Rocke Musgraves claimed his 500th win with a double header sweep at Houston-Victoria on Feb. 20...All four regular-season losses were decided by one run...LSUS won their second straight RRAC regular season title.

## World Series History

**Years: 3 • Record 5-4 • Finished 1<sup>st</sup> 0; 2<sup>nd</sup> 0; 3<sup>rd</sup> 0; 4<sup>th</sup> 0**

2011 (2-2): W, 5-4 vs. Lee (Tenn.); W, 3-2 vs. Embry-Riddle (Fla.); L, 3-0 vs. Lubbock Christian (Texas); L, 8-4 vs. Concordia (Calif.)

2003 (3-2): W, 11-1 vs. Indiana Tech; L, 13-5 vs. Oklahoma City; W, 8-4 vs. Spalding (Ky.); W, 14-4 vs. Embry-Riddle (Fla.); L, 12-2 vs. Oklahoma City

# Louisiana State University Shreveport - 2012 Statistics

Batting	GP	GS	AVG	AB	R	H	2B	3B	HR	RBI	TB	SLG%	BB	HBP	SO	GDP	OB%	SF	SH	SB	SBA
Nerren, Chance	13	1	0.400	10	2	4	2	0	0	4	6	0.600	2	1	3	0	0.538	0	0	0	0
Friesen, Greg	55	53	0.394	170	46	67	13	1	12	60	118	0.694	33	11	19	4	0.505	6	0	5	8
Hobbins, Stephen	54	53	0.393	173	49	68	15	1	3	46	94	0.543	21	10	17	1	0.478	3	4	10	12
Billeaudeau, Kade	50	40	0.381	139	46	53	1	4	0	29	62	0.446	19	16	14	3	0.494	4	1	13	16
Pearson, Kyle	55	54	0.377	191	63	72	19	5	13	64	140	0.733	41	5	45	1	0.490	4	0	11	13
Gonsoulin, Ridge	55	55	0.368	212	62	78	15	4	2	56	107	0.505	15	12	29	1	0.432	4	5	10	12
Greco, Devin	45	44	0.342	152	35	52	10	0	6	42	80	0.526	11	12	12	3	0.414	6	1	4	4
Estrada, Manny	53	53	0.340	188	40	64	18	1	4	45	96	0.511	26	1	23	2	0.417	3	0	10	14
Dorton, David	43	39	0.338	133	6	45	5	1	1	31	55	0.414	25	4	19	6	0.448	3	3	0	1
Lavallee, Reed	26	17	0.320	50	5	16	3	1	0	11	21	0.420	9	4	8	1	0.453	1	2	1	1
Alton, Tyler	43	29	0.318	110	36	35	5	0	3	20	49	0.445	18	3	29	0	0.427	0	0	7	10
Barthel, Kym	41	24	0.318	88	24	28	4	1	0	14	34	0.386	7	6	13	1	0.398	2	3	4	8
Killian, Caleb	26	3	0.316	38	10	12	1	1	0	8	15	0.395	3	1	12	0	0.381	0	0	1	2
Perkins, David	28	11	0.313	48	10	15	4	0	2	12	25	0.521	8	2	13	0	0.424	1	1	0	0
Cooksey, Brandon	33	6	0.297	37	8	11	2	0	0	4	13	0.351	1	1	11	1	0.333	0	0	3	3
Causey, Cody	39	13	0.209	43	29	9	2	0	0	7	11	0.256	12	6	14	0	0.429	2	0	12	14
Lopez, Jacob	36	0	0.083	12	30	1	0	0	0	1	1	0.083	2	0	4	0	0.200	1	0	28	32
Lawrence, Jerry	8	0	0.000	0	0	0	0	0	0	0	0	0.000	0	0	0	0	0.000	0	0	0	0
Olson, Caleb	1	0	0.000	0	0	0	0	0	0	0	0	0.000	0	0	0	0	0.000	0	0	0	0
Lackie, Matt	14	14	0.000	0	0	0	0	0	0	0	0	0.000	0	0	0	0	0.000	0	0	0	0
Norris, Logan	10	10	0.000	0	0	0	0	0	0	0	0	0.000	0	0	0	0	0.000	0	0	0	0
Mortensen, Jared	15	13	0.000	0	0	0	0	0	0	0	0	0.000	0	0	0	0	0.000	0	0	0	0
Russell, Brandon	7	0	0.000	0	0	0	0	0	0	0	0	0.000	0	0	0	0	0.000	0	0	0	0
Ellis, Cam	17	0	0.000	0	0	0	0	0	0	0	0	0.000	0	0	0	0	0.000	0	0	0	0
Breaux, Jeremy	4	0	0.000	0	1	0	0	0	0	0	0	0.000	0	0	0	0	0.000	0	0	0	0
Burnett, Jonathan	13	6	0.000	0	0	0	0	0	0	0	0	0.000	0	0	0	0	0.000	0	0	0	0
Suit, Ben	15	0	0.000	0	0	0	0	0	0	0	0	0.000	0	0	0	0	0.000	0	0	0	0
Byrd, Jacob	2	0	0.000	0	0	0	0	0	0	0	0	0.000	0	0	0	0	0.000	0	0	0	0
Stephenson, Josh	2	0	0.000	0	0	0	0	0	0	0	0	0.000	0	0	0	0	0.000	0	0	0	0
Middleton, Drew	15	10	0.000	0	0	0	0	0	0	0	0	0.000	0	0	0	0	0.000	0	0	0	0
Kight, Jake	24	0	0.000	0	0	0	0	0	0	0	0	0.000	0	0	0	0	0.000	0	0	0	0
Mouton, Jason	13	2	0.000	0	0	0	0	0	0	0	0	0.000	0	0	0	0	0.000	0	0	0	0
<b>Total</b>	<b>55</b>	<b>0</b>	<b>0.351</b>	<b>1794</b>	<b>502</b>	<b>630</b>	<b>119</b>	<b>20</b>	<b>46</b>	<b>454</b>	<b>927</b>	<b>0.517</b>	<b>253</b>	<b>95</b>	<b>285</b>	<b>24</b>	<b>0.440</b>	<b>40</b>	<b>20</b>	<b>119</b>	<b>150</b>
<b>Opponents:</b>	<b>55</b>	<b>0</b>	<b>0.218</b>	<b>1640</b>	<b>174</b>	<b>357</b>	<b>55</b>	<b>5</b>	<b>16</b>	<b>147</b>	<b>470</b>	<b>0.287</b>	<b>159</b>	<b>44</b>	<b>440</b>	<b>18</b>	<b>0.291</b>	<b>10</b>	<b>21</b>	<b>32</b>	<b>4</b>

LOB - Team (457), Opp (372). IBB - Team (8), Opp (2). Picked Off - Team (8), Opp (10)

Pitching	ERA	W	L	GP	GS	CG	SHO	CBO	SV	IP	H	R	ER	BB	SO	2B	3B	HR	TBF	B/Avg	WP	HBP	BK	SFA	SHA
Byrd, Jacob	0.00	0	0	2	0	0	0	0	0	2.0	1	0	0	1	4	0	0	0	10	0.125	0	1	0	0	0
Olson, Caleb	0.00	0	0	1	0	0	0	0	0	1.0	0	0	0	0	1	0	0	0	3	0.000	0	0	0	0	0
Russell, Brandon	0.96	2	1	7	0	0	0	0	0	9.1	5	2	1	6	12	0	0	1	42	0.143	2	1	0	0	0
Mortensen, Jared	1.48	11	1	15	13	6	2	1	2	97.0	63	25	16	20	125	11	2	2	377	0.184	4	7	2	3	4
Suit, Ben	2.25	2	0	15	0	0	0	1	0	16.0	14	6	4	5	15	2	0	1	70	0.226	1	3	0	0	0
Lackie, Matt	2.37	11	0	14	14	5	4	1	0	91.0	67	28	24	37	104	11	0	3	388	0.198	10	7	4	0	5
Middleton, Drew	2.63	6	0	15	10	0	0	1	0	54.2	47	21	16	27	31	6	0	2	249	0.226	3	9	0	1	4
Kight, Jake	2.89	3	0	23	0	0	0	1	3	28.0	26	11	9	8	26	0	0	2	124	0.228	4	2	0	0	0
Norris, Logan	3.36	8	1	10	10	3	1	0	0	56.1	52	25	21	23	51	6	0	1	249	0.244	7	7	0	2	4
Mouton, Jason	3.60	1	0	13	2	0	0	0	1	20.0	18	11	8	8	16	3	1	1	86	0.250	1	2	0	0	4
Burnett, Jonathan	4.41	4	0	12	6	0	0	0	0	34.2	32	20	17	11	26	8	1	3	151	0.232	8	2	0	0	0
Ellis, Cam	5.63	2	1	17	0	0	0	1	0	16.0	13	11	10	9	18	2	0	2	71	0.228	3	4	0	0	1
Lawrence, Jerry	6.75	0	0	8	0	0	0	0	0	6.2	10	5	5	2	7	4	0	0	34	0.333	2	1	0	1	0
Breaux, Jeremy	9.00	1	0	3	0	0	0	0	0	4.0	4	5	4	2	3	0	1	0	19	0.267	0	0	0	2	0
Stephenson, Josh	27.00	0	0	2	0	0	0	0	0	1.1	3	4	4	0	2	0	0	1	9	0.429	2	1	0	1	0
Total:	2.86	51	4	157	14	7	6	6	438	0.355	174	139	159	441	53	5	16	1882	0.216	47	47	6	10	22	
Opponents:	8.51	4	51	181	7	0	0	0	0	414.1	623	501	392	254	284	112	17	44	2192	0.347	76	87	8	38	20

Fielding	GP	GS	C	PO	A	E	Fld.D%	DP	TP	SBA	RCS	SBA%	PB	CI	OBS
Mouton, Jason	13	2	6	2	4	0	1.000	0	0	0	0	0.000	0	0	0
Alton, Tyler	43	29	32	32	0	0	1.000	0	0	0	0	0.000	0	0	0
Pearson, Kyle	55	54	190	178	12	0	1.000	7	0	0	0	0.000	0	0	0
Kight, Jake	24	0	3	1	2	0	1.000	0	0	0	0	0.000	0	0	0
Causey, Cody	39	13	8	8	0	0	1.000	0	0	0	0	0.000	0	0	0
Burnett, Jonathan	13	6	9	3	6	0	1.000	0	0	0	0	0.000	0	0	0
Nerren, Chance	13	1	27	24	3	0	1.000	0	0	1	0	1.000	0	0	0
Lawrence, Jerry	8	0	1	0	1	0	1.000	0	0	0	0	0.000	0	0	0
Russell, Brandon	7	0	3	1	2	0	1.000	0	0	0	0	0.000	0	0	0
Lavallee, Reed	26	17	152	137	14	1	0.993	1	0	5	3	0.625	7	1	0
Dorton, David	43	39	295	267	25	3	0.990	0	0	23	9	0.719	5	0	0
Friesen, Greg	55	53	287	277	5	5	0.983	15	0	0	0	0.000	0	0	0
Killian, Caleb	26	3	27	26	0	1	0.963	2	0	0	0	0.000	0	0	0
Mortensen, Jared	15	13	24	4	19	1	0.958	4	0	0	0	0.000	0	0	0
Hobbins, Stephen	54	53	170	65	97	8	0.953	13	0	0	0	0.000	0	0	0
Gonsoulin, Ridge	55	55	107	101	1	5	0.953	0	0	0	0	0.000	0	0	0
Lackie, Matt	14	14	18	3	14	1	0.944	0	0	0	0	0.000	0	0	0
Billeaudeau, Kade	50	40	56	51	1	4	0.929	0	0	0	0	0.000	0	0	0
Middleton, Drew	15	10	13	0	12	1	0.923	0	0	0	0	0.000	0	0	0
Estrada, Manny	53	53	222	66	136	20	0.910	18	0	0	0	0.000	0	0	0
Cooksey, Brandon	33	6	11	10	0	1	0.909	0	0	0	0	0.000	0	0	0
Barthel, Kym	41	24	94	32	51	11	0.883	6	0	0	0	0.000	0	0	0
Greco, Devin	45	44	77	15	51	11	0.857	1	0	0	0	0.000	0	0	0
Norris, Logan	10	10	19	2	14	3	0.842	1	0	0	0	0.000	0	0	0
Ellis, Cam	17	0	6	1	4	1	0.833	0	0	0	0	0.000	0	0	0
Lopez, Jacob	36	0	13	3	6	4	0.692	1	0	0	0	0.000	0	0	0
Perkins, David	28	11	6	4	0	2	0.667	0	0	0	0	0.000	0	0	0
Suit, Ben	15	0	3	1	1	1	0.667	0	0	0	0	0.000	0	0	0
Byrd, Jacob	2	0	0	0	0	0	0.000	0	0	0	0	0.000	0	0	0
Stephenson, Josh	2	0	0	0	0	0	0.000	0	0	0	0	0.000	0	0	0
Breaux, Jeremy	4	0	0	0	0	0	0.000	0	0	0	0	0.000	0	0	0
Olson, Caleb	1	0	0	0	0	0	0.000	0	0	0	0	0.000	0	0	0
Total:	55		1882	1314	484	84	0.955	26	0	29	12	0.707	12	1	0
Opponents:	55		1714	1168	448	98	0.943	30	0	96	21	0.821	22	0	0




# Oklahoma City University - Stars

## Quick Facts

Location.....Oklahoma City, Okla.  
Enrollment.....3,550  
Nickname.....Stars  
School Colors.....Royal Blue and White  
Home Stadium.....Jim Wade Stadium  
Capacity.....400  
President.....Robert Henry  
Athletic Director.....Jim Abbott  
SID.....Rich Tortorelli  
Conference.....Sooner Athletic Conference  
2012 Overall Record.....47-10  
2012 Conference Record.....26-4  
Twitter.....@ocustars



Denney Crabaugh  
Head Coach



Miguel Beltran  
Sr., Infielder

## Schedule

Date	Opponent	H/A	Score	W/L
2/4/2012	Hastings (Neb.)	H	2-1	W
2/4/2012	Grand View (Iowa)	H	7-4	W
2/5/2012	Grand View (Iowa)	H	11-1	W
2/5/2012	Hastings (Neb.)	H	9-3	W
2/10/2012	Missouri Baptist	H	1-2	L
2/10/2012	Missouri Baptist	H	9-1	W
2/16/2012	Southern Nazarene (Okla.) *	H	8-4	W
2/17/2012	MidAmerica Nazarene (Kan.)	H	4-8	L
2/18/2012	MidAmerica Nazarene (Kan.)	H	2-4	L
2/18/2012	Bellevue (Neb.)	H	7-2	W
2/19/2012	Bellevue (Neb.)	H	5-1	W
2/21/2012	Northwood (Texas)	H	13-5	W
2/23/2012	Science & Arts (Okla.) *	H	12-2	W
2/25/2012	Science & Arts (Okla.) *	A	8-5	W
2/25/2012	Science & Arts (Okla.) *	A	2-4	L
2/28/2012	Oklahoma Wesleyan	H	12-4	W
3/1/2012	Northwestern Oklahoma State *	A	10-5	W
3/3/2012	Northwestern Oklahoma State *	H	3-0	W
3/3/2012	Northwestern Oklahoma State *	H	10-2	W
3/6/2012	Southern Nazarene (Okla.) *	A	12-11	W
3/7/2012	Mid-America Christian (Okla.) *	H	15-5	W
3/9/2012	Mid-America Christian (Okla.) *	H	11-0	W
3/9/2012	Mid-America Christian (Okla.) *	A	8-1	W
3/12/2012	Bethany (Kan.)	H	9-11	L
3/13/2012	Southern Nazarene (Okla.) *	H	10-0	W
3/17/2012	Briar Cliff (Iowa)	H	13-3	W
3/17/2012	Briar Cliff (Iowa)	H	18-0	W
3/18/2012	Briar Cliff (Iowa)	H	7-0	W
3/23/2012	Oklahoma Baptist *	H	9-2	W
3/24/2012	Oklahoma Baptist *	A	7-8	L
3/24/2012	Oklahoma Baptist *	A	8-7	W
3/29/2012	St. Gregory's (Okla.) *	A	7-2	W
3/31/2012	St. Gregory's (Okla.) *	H	6-2	W
3/31/2012	St. Gregory's (Okla.) *	H	12-5	W
4/5/2012	Rogers State (Okla.) *	H	5-3	W
4/7/2012	Rogers State (Okla.) *	A	1-3	L
4/7/2012	Rogers State (Okla.) *	A	6-5	W
4/12/2012	Oklahoma Christian *	H	16-2	W
4/13/2012	Oklahoma Christian *	A	13-2	W
4/16/2012	Bacone (Okla.)	H	4-1	W
4/17/2012	Oklahoma Christian *	H	15-0	W
4/20/2012	Lubbock Christian (Texas) *	A	5-1	W
4/20/2012	Lubbock Christian (Texas) *	A	4-5	L
4/21/2012	Lubbock Christian (Texas) *	A	4-2	W
4/24/2012	East Central	H	6-4	W
4/26/2012	Wayland Baptist (Texas) *	H	5-4	W
4/26/2012	Wayland Baptist (Texas) *	H	7-0	W
4/27/2012	Wayland Baptist (Texas) *	H	22-6	W
4/28/2012	Central Oklahoma	A	8-4	W
5/2/2012	Southern Nazarene (Okla.)	A	8-1	W
5/3/2012	Northwestern Oklahoma State	H	11-1	W
5/4/2012	Lubbock Christian (Texas)	H	5-6	L
5/10/2012	Mount Marty (S.D.)	N	12-3	W
5/12/2012	Sterling (Kan.)	N	1-2	L
5/13/2012	Lubbock Christian (Texas)	N	4-0	W
5/13/2012	Sterling (Kan.)	N	7-0	W
5/14/2012	Sterling (Kan.)	N	3-0	W

\*denotes conference game

## Roster

No.	Name	Pos.	Ht.	Wt.	Yr.	Hometown/Previous School	Bats/Throws
2	Brian Fisher	INF	5-11	175	Sr.	Spring, Texas/Klein (Texas)	R/R
3	Chris Muñoz	INF	5-7	165	Jr.	Hacienda Heights, Calif./Eastern Okla. State	L/R
4	Allen Townsend	LHP	6-0	180	Sr.	San Diego/San Diego Mesa	L/L
6	Kyle Lacy	LHP	5-10	165	Fr.	Edmond, Okla./Edmond Santa Fe (Okla.)	L/L
7	Kale Gaden	OF	5-11	190	Fr.	Stillwater, Okla./Seminole State (Okla.)	L/R
8	Randy Vann	OF	6-0	205	So.	Yukon, Okla./Mustang (Okla.)	R/R
9	Dane Phillips	C/OF	6-1	195	Jr.	Nacogdoches, Texas/Oklahoma State	L/R
10	Jonathan Sigado	INF	6-0	195	Jr.	Salem, Ore./Western Nevada	R/R
12	Brayden Brumley	INF	5-11	175	Jr.	Ardmore, Okla./Allen County (Kan.)	R/R
13	Cody Ferrell	OF	5-11	195	Jr.	McLoud, Okla./Seminole State (Okla.)	R/R
15	Patrick Goelz	RHP	6-3	185	Jr.	Palm Bay, Fla./Bethune-Cookman	R/R
16	Rich Hawkins	LHP	5-11	180	Sr.	Edmond, Okla./Seminole State (Okla.)	L/L
17	Blake Schwartz	RHP	6-4	210	Sr.	Rosemount, Minn./Minnesota State-Mankato	R/R
18	Chad Carman	C/OF	5-10	180	Sr.	Midwest City, Okla./Midwest City Carl Albert (Okla.)	R/R
19	Davis Henderson	RHP	6-2	185	Jr.	Spring, Texas/Cisco (Texas)	R/R
20	Will Patrigo	RHP	6-4	185	Fr.	Oklahoma City, Okla./Oklahoma City Bishop McGuinness	L/R
21	Miguel Beltran	INF	6-3	225	Sr.	Long Beach, Calif./Compton (Calif.)	L/L
23	Andrew Dennis	INF	5-9	185	Jr.	San Jose, Calif./Mission (Calif.)	R/R
24	Adam Clark	INF	5-11	165	Fr.	New Brunswick, Canada/Okotoks Holy Trinity (Alberta)	R/R
31	Trey Summers	C	6-1	200	So.	Tulsa, Okla./North Central (Texas)	R/R
32	Cody Crabaugh	RHP	6-5	180	Jr.	Edmond, Okla./Edmond North (Okla.)	L/R
33	Jerod Peper	RHP	6-5	220	Sr.	Adair, Okla./Tennessee	R/R
34	Ryan Gibson	LHP	6-4	215	Jr.	Yukon, Okla./Oklahoma	L/L

**Head Coach:** Denney Crabaugh

**Head Coach Record at School/Years:** 1136-350-2/23 **Career Collegiate Record/Years:** 1136-350-2/23

**Assistant Head Coaches:** Keith Lytle, Derek Snell, Dearth Parker, Garrett Parker

## World Series History

**Years: 14 • Record 32-25 • Finished 1<sup>st</sup> 1; 2<sup>nd</sup> 3; 3<sup>rd</sup> 4; 4<sup>th</sup> 2**

2011 (1-2): W, 2-1 vs. Lewis-Clark State (Idaho); L, 8-1 vs. Lubbock Christian (Texas); L, 7-4 vs. Concordia (Calif.)  
2010 (1-2): W, 8-0 vs. California Baptist; L, 8-1 vs. Cumberland (Tenn.); L, 8-5 vs. Point Loma Nazarene (Calif.)  
2009 (2-2): W, 10-8 vs. Lewis-Clark State (Idaho); L, 8-3 vs. Point Loma Nazarene (Calif.); W, 8-4 vs. Southern Poly State (Ga.) (10 innings); L, 14-4 vs. Lubbock Christian (Texas)  
2008 (2-2): W, 10-2 vs. Spring Arbor (Mich.); L, 9-5 vs. Lewis-Clark State (Idaho) (12 innings); W, 11-6 vs. Embry-Riddle (Fla.); L, 6-5 vs. Lee (Tenn.)  
2005 (4-1): W, 17-0 vs. Ohio Dominican; W, 11-10 vs. Lewis-Clark State (Idaho); W, 6-2 vs. Cumberland (Tenn.); L, 12-5 vs. Embry-Riddle (Fla.); W, 8-1 vs. Embry-Riddle (Fla.) (championship)  
2004 (3-2): W, 9-4 vs. William Penn (Iowa); L, 12-8 vs. Cumberland (Tenn.); W, 10-2 vs. Mt. Vernon Nazarene (Ohio); W, 12-2 vs. Point Loma Nazarene (Calif.); L, 10-3 vs. Cumberland (Tenn.) (championship)  
2003 (4-2): W, 13-5 vs. LSU Shreveport; W, 8-7 (10 innings) vs. Bellevue (Neb.); W, 4-3 Lewis-Clark State (Idaho); W, 12-2 vs. LSU Shreveport; L, 6-5 vs. Lewis-Clark State (Idaho); L, 7-5 vs. Lewis-Clark State (Idaho) (championship)  
2002 (4-2): W, 14-6 vs. Olivet Nazarene (Ill.); W, 13-10 vs. Lewis-Clark State (Idaho); L, 6-4 vs. College of Idaho; W, 14-9 vs. Embry-Riddle (Fla.); W, 10-8 vs. College of Idaho; L, 10-8 vs. Lewis-Clark State (Idaho) (championship)  
1999 (1-2): L, 9-2 vs. College of Idaho; W, 14-3 vs. Dallas Baptist; L, 8-6 vs. Birmingham-Southern (Ala.)  
1998 (3-2): L, 7-2 vs. Bellevue (Neb.); W, 9-6 vs. Culver-Stockton (Mo.); W, 18-3 vs. Cumberland (Tenn.); W, 5-4 vs. College of Idaho; L, 8-6 vs. Indiana Tech  
1992 (2-2): W, 17-0 vs. Wilmington (Del.); W, 5-4 vs. Auburn-Montgomery (Ala.); L, 12-3 vs. Lewis-Clark State (Idaho); L, 8-7 vs. Mary Hardin-Baylor (Texas)  
1988 (2-2): W, 6-4 vs. Cumberland (Tenn.); W, 7-2 vs. Grand Canyon (Ariz.); L, 7-4 vs. Lewis-Clark State (Idaho); L, 8-5 vs. Saint Xavier (Ill.)  
1986 (3-2): W, 9-8 vs. South Carolina-Aiken; W, 5-3 vs. Point Park (Pa.); W, 13-3 vs. Emporia State (Kan.); L, 11-8 vs. Grand Canyon (Ariz.); L, 8-2 vs. Lewis-Clark State (Idaho)



# Oklahoma City University - 2012 Statistics

Batting	GP	GS	AVG	AB	R	H	2B	3B	HR	RBI	TB	SLG%	BB	HBP	SO	GDP	OB%	SF	SH	SB	SBA
Phillips, Dane.....	57	57	0.423	201	38	85	26	3	14	66	159	0.791	31	7	30	4	0.513	1	1	2	3
Munoz, Chris.....	57	57	0.398	211	64	84	18	6	11	43	147	0.697	26	5	32	1	0.473	1	0	13	18
Beltran, Miguel.....	57	57	0.395	205	60	81	14	0	25	71	170	0.829	34	3	45	3	0.482	3	0	2	2
Carman, Chad.....	57	57	0.391	215	35	84	18	2	10	48	136	0.633	14	4	11	3	0.434	2	3	2	3
Lacy, Kyle.....	22	0	0.375	16	3	6	0	0	0	2	6	0.375	1	0	5	0	0.412	0	0	0	0
Sigado, Jonathan.....	53	51	0.339	180	29	61	11	1	3	36	83	0.461	14	1	25	5	0.382	4	1	1	1
Gaden, Kale.....	57	57	0.337	193	49	65	14	2	11	51	116	0.601	26	5	44	1	0.429	0	3	7	11
Dennis, Andrew.....	25	0	0.333	12	7	4	2	0	0	2	6	0.500	1	0	3	0	0.385	0	0	1	1
Clark, Adam.....	23	0	0.333	9	19	3	2	0	0	2	5	0.556	3	1	1	1	0.538	0	0	2	4
Hawkins, Rich.....	48	46	0.323	133	18	43	12	2	2	25	65	0.489	14	4	23	1	0.401	1	7	0	3
Ferrell, Cody.....	56	56	0.316	187	52	59	9	3	6	26	92	0.492	16	16	34	1	0.406	5	0	16	17
Fisher, Brian.....	56	56	0.282	174	38	49	15	2	6	43	86	0.494	26	4	20	3	0.387	0	2	2	3
Brumley, Brayden.....	54	20	0.231	78	38	18	1	0	0	8	19	0.244	5	2	18	1	0.294	0	2	14	18
Vann, Randy.....	20	0	0.200	10	7	2	1	0	0	1	3	0.300	2	0	5	1	0.333	0	0	0	0
Summers, Trey.....	6	1	0.143	7	1	1	0	0	0	0	1	0.143	1	0	2	1	0.250	0	0	0	0
Patrigio, Will.....	8	0	0.000	0	1	0	0	0	0	0	0	0.000	0	0	0	0	0.000	0	0	0	0
Henderson, Davis.....	20	3	0.000	0	0	0	0	0	0	0	0	0.000	0	0	0	0	0.000	0	0	0	0
Gibson, Ryan.....	11	5	0.000	0	0	0	0	0	0	0	0	0.000	0	0	0	0	0.000	0	0	0	0
Peper, Jerod.....	10	0	0.000	0	0	0	0	0	0	0	0	0.000	0	0	0	0	0.000	0	0	0	0
Townsend, Allen.....	16	4	0.000	0	0	0	0	0	0	0	0	0.000	0	0	0	0	0.000	0	0	0	0
Goelz, Patrick.....	26	0	0.000	0	0	0	0	0	0	0	0	0.000	0	0	0	0	0.000	0	0	0	0
Crabbaugh, Cody.....	15	14	0.000	0	0	0	0	0	0	0	0	0.000	0	0	0	0	0.000	0	0	0	0
Schwartz, Blake.....	17	16	0.000	0	0	0	0	0	0	0	0	0.000	0	0	0	0	0.000	0	0	0	0
<b>Total:</b> .....	<b>57</b>		<b>0.352</b>	<b>1831</b>	<b>459</b>	<b>645</b>	<b>143</b>	<b>21</b>	<b>88</b>	<b>424</b>	<b>1094</b>	<b>0.597</b>	<b>214</b>	<b>52</b>	<b>298</b>	<b>26</b>	<b>0.421</b>	<b>17</b>	<b>19</b>	<b>62</b>	<b>84</b>
<b>Opponents:</b> .....	<b>57</b>		<b>0.223</b>	<b>1625</b>	<b>170</b>	<b>362</b>	<b>66</b>	<b>12</b>	<b>23</b>	<b>153</b>	<b>521</b>	<b>0.321</b>	<b>157</b>	<b>49</b>	<b>447</b>	<b>35</b>	<b>0.299</b>	<b>7</b>	<b>24</b>	<b>18</b>	<b>48</b>

LOB - Team (424), Opp (366). IBB - Team (0), Opp (1). Picked Off - Team (7), Opp (19)

Pitching	ERA	W	L	GP	GS	CG	SHO	CBO	SV	IP	H	R	ER	BB	SO	2B	3B	HR	TBF	B/Avg	WP	HBP	BK	SFA	SHA
Patrigio, Will.....	0.84	0	0	6	0	0	0	2	0	10.2	6	2	1	3	11	0	2	0	40	0.167	0	1	0	0	0
Gibson, Ryan.....	1.00	4	0	11	5	1	1	0	0	36.0	17	5	4	12	35	4	0	1	138	0.147	1	4	0	0	6
Lacy, Kyle.....	1.04	0	1	10	0	0	0	0	0	8.2	6	7	1	11	14	2	0	1	46	0.182	1	1	0	0	1
Goelz, Patrick.....	1.26	2	1	26	0	0	0	4	8	35.2	24	7	5	8	41	6	0	1	141	0.186	3	4	0	0	0
Henderson, Davis.....	1.84	7	0	20	3	0	0	4	0	44.0	37	13	9	15	51	7	1	1	183	0.227	0	3	0	1	1
Hawkins, Rich.....	1.96	11	2	15	15	7	2	0	0	101.0	91	28	22	11	85	16	5	5	402	0.241	3	6	0	2	5
Townsend, Allen.....	3.45	1	1	16	4	1	0	2	0	31.1	25	17	12	21	33	3	1	1	139	0.225	1	5	0	0	2
Schwartz, Blake.....	3.55	11	3	16	16	1	1	1	0	91.1	81	42	36	25	103	14	3	7	396	0.233	3	13	0	4	6
Crabbaugh, Cody.....	3.70	10	2	15	14	1	1	2	0	73.0	64	37	30	34	58	12	0	6	320	0.233	7	8	0	0	3
Peper, Jerod.....	10.00	1	0	10	0	0	0	0	0	9.0	11	12	10	17	16	2	0	0	57	0.306	3	4	0	0	0
Total:	2.66	47	10	145	11	5	15	8	440	2,362	170	130	157	447	66	12	23	1862	0.223	22	49	0	7	24	
Opponents:	8.75	10	47	175	7	0	6	412	2,640	459	401	214	298	141	21	88	2133	0.350	29	52	1	18	20		

Fielding	GP	GS	C	PO	A	E	Fld%	DP	TP	SBA	RCS	SBA%	PB	CI	OBS
Summers, Trey.....	6	1	1	1	0	0	1.000	0	0	0	0	0.000	0	0	0
Vann, Randy.....	20	0	2	2	0	0	1.000	0	0	0	0	0.000	0	0	0
Patrigio, Will.....	8	0	1	0	1	0	1.000	0	0	0	0	0.000	0	0	0
Dennis, Andrew.....	25	0	5	2	3	0	1.000	1	0	0	0	0.000	0	0	0
Peper, Jerod.....	10	0	1	0	1	0	1.000	0	0	0	0	0.000	0	0	0
Gaden, Kale.....	57	57	55	54	1	0	1.000	0	0	0	0	0.000	0	0	0
Clark, Adam.....	23	0	5	3	2	0	1.000	0	0	0	0	0.000	0	0	0
Beltran, Miguel.....	57	57	467	440	25	2	0.996	36	0	0	0	0.000	0	0	0
Carman, Chad.....	57	57	317	278	36	3	0.991	0	0	10	8	0.556	2	0	0
Phillips, Dane.....	57	57	256	235	17	4	0.984	1	0	8	8	0.500	4	0	0
Fisher, Brian.....	56	56	232	96	132	4	0.983	27	0	0	0	0.000	0	0	0
Ferrell, Cody.....	56	56	97	92	3	2	0.979	0	0	0	0	0.000	0	0	0
Brumley, Brayden.....	54	20	33	6	26	1	0.970	4	0	0	0	0.000	0	0	0
Hawkins, Rich.....	48	46	31	4	26	1	0.968	0	0	2	3	0.400	0	0	0
Crabbaugh, Cody.....	15	14	17	5	11	1	0.941	1	0	0	0	0.000	0	0	0
Gibson, Ryan.....	11	5	13	3	9	1	0.923	0	0	0	0	0.000	0	0	0
Goelz, Patrick.....	26	0	12	4	7	1	0.917	0	0	0	0	0.000	0	0	0
Munoz, Chris.....	57	57	256	70	158	28	0.891	29	0	0	0	0.000	0	0	0
Townsend, Allen.....	16	4	9	2	6	1	0.889	0	0	0	0	0.000	0	0	0
Sigado, Jonathan.....	53	51	96	16	67	13	0.865	6	0	0	0	0.000	0	0	0
Schwartz, Blake.....	17	16	26	6	16	4	0.846	1	0	0	0	0.000	0	0	0
Lacy, Kyle.....	22	0	4	2	1	1	0.750	0	0	0	0	0.000	0	0	0
Henderson, Davis.....	20	3	2	1	0	1	0.500	0	0	0	0	0.000	0	0	0
<b>Total:</b> .....	<b>57</b>		<b>1938</b>	<b>1322</b>	<b>548</b>	<b>68</b>	<b>0.965</b>	<b>38</b>	<b>0</b>	<b>20</b>	<b>19</b>	<b>0.513</b>	<b>6</b>	<b>0</b>	<b>0</b>
<b>Opponents:</b> .....	<b>57</b>		<b>1748</b>	<b>1238</b>	<b>433</b>	<b>77</b>	<b>0.956</b>	<b>29</b>	<b>0</b>	<b>61</b>	<b>18</b>	<b>0.772</b>	<b>6</b>	<b>0</b>	<b>0</b>

## Season Notes

Miguel Beltran leads the nation with 25 home runs ... Chad Carman and Brian Fisher have been members of each of OCU's previous five NAIA World Series teams, redshirting with the 2008 team ... Carman and Fisher joined Matt Sharp and Kirk Walker as Stars who have played on four NAIA World Series teams ... Beltran drove in a season-high six runs each vs. Briar Cliff on March 17 and vs. Wayland Baptist on April 27 ... Beltran had five multi-homer games this season, his last one with two April 27 ... Dane Phillips hit a season-high three doubles at Oklahoma Baptist on March 24 ... Kale Gaden had a season-high five hits vs. Oklahoma Christian on April 12 ... Brayden Brumley scored a season-high four runs April 12 ... Rich Hawkins shut out Southern Nazarene on one hit with a season-high 10 strikeouts in a seven-inning complete game on March 13 ... Hawkins threw five complete games in his first five starts this year ... Blake Schwartz shut out Mount Marty on one hit and two walks while striking out seven on May 10 in the NAIA Championship Opening Round Oklahoma City Bracket ... Cody Crabbaugh's four-hit, nine-inning shutout of Lubbock Christian on May 13 started a string of three consecutive shutouts to spark OCU in winning the Oklahoma City Bracket ... Ryan Gibson struck out a season-high 12 vs. Southern Nazarene on May 2 in the Sooner Athletic Conference Tournament ... Carman is a three-time first-team all-SAC performer ... Hawkins is a two-time first-team all-SAC choice ... Beltran is a two-time all-SAC first baseman ... Beltran, Carman and Fisher are two-time SAC gold gloves ... Denney Crabbaugh notched the 1,175th win of his 24-year career with a 7-0 victory over Wayland Baptist on April 27 ... Carman is a two-time Jim Wade Award winner as OCU male student-athlete of the year ... Carman already owns his degree in information technology and is working towards his master's in business administration ... Carman is a two-time CoSIDA academic all-district selection and a 2011 academic all-American ... OCU hit a season-high seven home runs at Oklahoma Christian in a 13-2 win on April 13 ... Stars scored a season-high run total while tying their season high with seven homers in a 22-6 win vs. Wayland Baptist on April 26 ... OCU had a season-high 25 hits and eight doubles in a 16-2 win over Oklahoma Christian on April 12 ... OCU is on pace to break the program's team earned run average record of 2.87 set in 2004 ... the Stars have won four consecutive NAIA Championship Opening-Round tournaments, posting a 13-1 all-time record in Opening Round play ... won SAC regular-season championship for the second year in a row ... OCU owns the most wins in college baseball since 1991 with 1,117 ... Keith Lytle was inducted into the OCU Athletics Hall of Fame this year, becoming the first coach who was primarily an assistant to be included.



## Point Park University (Pa.) - Pioneers

### Quick Facts

Location.....Pittsburgh, Pa.  
Enrollment.....4,000  
Nickname.....Pioneers  
School Colors.....Green and Vegas Gold  
Home Stadium.....Green Tree Park  
Capacity.....500  
President.....Dr. Paul Hennigan  
Athletic Director.....Dan Swalga  
SID.....Kevin Taylor  
Conference.....American Midwest Conference  
2012 Overall Record.....51-9  
2012 Conference Record.....7-0  
Twitter.....@PointParkSports



Loren Torres  
Head Coach



Derek Peluso  
Sr., Pitcher

### Schedule

Date	Opponent	H/A	Score	W/L
2/24/2012	Martin Methodist (Tenn.)	A	10-7 W	
2/24/2012	Martin Methodist (Tenn.)	A	10-8 W	
2/25/2012	Cumberland (Tenn.)	A	0-5 L	
2/25/2012	Cumberland (Tenn.)	A	3-2 W	
2/26/2012	Campbellsville (Ky.)	A	6-4 W	
2/28/2012	West Virginia Tech	A	3-2 W	
2/28/2012	West Virginia Tech	A	12-3 W	
3/4/2012	Saint Xavier (Ill.)	A	9-0 Wf	
3/4/2012	Lourdes (Ohio)	N	16-6 W	
3/5/2012	Calumet (Ind.)	N	13-0 W	
3/5/2012	Calumet (Ind.)	A	13-3 W	
3/6/2012	Olivet Nazarene (Ill.)	N	1-0 W	
3/6/2012	Olivet Nazarene (Ill.)	N	2-3 L	
3/8/2012	Madonna (Mich.)	N	4-2 W	
3/8/2012	Madonna (Mich.)	N	3-4 L	
3/9/2012	Trinity Christian (Ill.)	N	9-2 W	
3/15/2012	Penn State-Beaver	H	9-1 W	
3/15/2012	Penn State-Beaver	H	4-1 W	
3/17/2012	Salem International	A	5-2 W	
3/17/2012	Salem International	A	9-5 W	
3/18/2012	Salem International	A	3-0 W	
3/21/2012	Penn State-GA	H	9-8 W	
3/21/2012	Penn State-GA	H	10-6 W	
3/23/2012	SUNY at Canton	H	4-1 W	
3/23/2012	SUNY at Canton	H	12-2 W	
3/27/2012	West Virginia Tech	H	2-1 W	
3/27/2012	West Virginia Tech	H	9-6 W	
3/30/2012	Houghton (N.Y.) *	H	19-0 W	
3/30/2012	Houghton (N.Y.) *	H	10-7 W	
3/31/2012	Houghton (N.Y.) *	H	5-3 W	
3/31/2012	Houghton (N.Y.) *	H	7-0 W	
4/4/2012	Penn State-Beaver	A	1-0 W	
4/4/2012	Penn State-Beaver	A	14-4 W	
4/6/2012	Malone University	H	0-3 L	
4/6/2012	Malone University	H	5-6 L	
4/7/2012	Malone University	A	3-4 L	
4/7/2012	Malone University	A	4-2 W	
4/10/2012	Clarion University	A	8-5 W	
4/10/2012	Clarion University	A	5-10 L	
4/13/2012	Walsh University	A	3-1 W	
4/13/2012	Walsh University	A	11-6 W	
4/15/2012	Walsh University	H	5-4 W	
4/15/2012	Walsh University	H	6-2 W	
4/18/2012	Salem International	H	17-0 W	
4/20/2012	Fisher (Mass.) *	H	5-0 W	
4/20/2012	Fisher (Mass.) *	H	10-2 W	
4/21/2012	Fisher (Mass.) *	H	11-1 W	
4/26/2012	Notre Dame (OH) College	A	5-1 W	
4/26/2012	Notre Dame (OH) College	A	6-4 W	
4/27/2012	Glenville State	H	8-1 W	
4/27/2012	Glenville State	H	18-7 W	
5/1/2012	Asbury (Ky.)	N	4-5 L	
5/2/2012	Fisher (Mass.)	N	18-4 W	
5/3/2012	Talladega (Ala.)	N	2-0 W	
5/3/2012	Indiana Southeast	N	6-2 W	
5/4/2012	Asbury (Ky.)	N	15-7 W	
5/4/2012	Asbury (Ky.)	N	3-7 L	
5/10/2012	Taylor (Ind.)	N	3-2 W	
5/11/2012	Doane (Neb.)	N	9-1 W	
5/12/2012	Doane (Neb.)	N	7-5 W	

\*denotes conference game

### Roster

No.	Name	Pos.	Ht.	Wt.	Yr.	Hometown/Previous School	Bats/Throws
1	Phil Navatsyk	CF	5-9	155	So.	Chardon, Ohio/Malone Univ.	R/R
2	Tom Birko	2B	5-10	180	So.	Kennedy Twp., Pa./Montour	L/R
3	Dillon Sauters	SS	5-10	160	Sr.	Bridgeville, Pa./South Fayette	R/R
4	Isaiah Marsh	P	6-0	170	So.	Cedar Brook, Va./Clearwater Christian	R/R
5	Marlon Leyva	1B	5-10	200	Jr.	Miami, Fla./St. Thomas Univ.	R/R
6	Tom Pasinski	CF	6-0	175	Jr.	West Mifflin, Pa./PSU-Behrend	L/R
7	Rob Novia	LF	5-8	180	Jr.	North Port, Fla./North Port	L/L
8	Don McDuffee	RF	6-0	185	Jr.	Champaign, Ill./Lake Land College	L/L
10	Javier Marticorena	RF	5-9	190	So.	Miami, Fla./St. Thomas Univ.	R/R
13	Michael Ganley	SS	5-9	165	So.	Bethel Park, Pa./Duquesne Univ.	R/R
15	Ossie Alfonso	C	5-9	190	So.	Hialeah, Fla./Miami Dade College	R/R
16	Mike Tullio	P	6-3	235	Sr.	Palm Beach Gardens, Fla./Palm Beach CC	R/R
18	Tyler Cattapan	C	5-9	185	Jr.	Aurora, Ontario/Hill College (Texas)	R/R
19	Jon Corcoran	P	5-9	155	So.	Pittsburgh, Pa./Fox Chapel	R/R
20	Nathan Spohn	P	5-7	175	Fr.	Greensburg, Pa./West Chester Univ.	L/L
21	Horacio Acosta	P	5-11	205	Jr.	Miami, Fla./Wabash Valley College	R/R
22	Derek Peluso	P	6-2	205	Sr.	Zelienople, Pa./Seneca Valley	R/R
23	Jonathan Tasis	1B	6-1	195	So.	Hialeah, Fla./Mater Academy	R/R
25	Lee Bodnar	3B	5-11	195	Sr.	Chartiers, Pa./Chartiers Valley	R/R
27	Sean Clark	P	6-3	210	Jr.	Titusville, Pa./Duquesne Univ.	R/R
29	Steve Dujka	1B	6-0	200	Sr.	St. Charles, Ill./Elgin CC	R/R
30	Ryan Loutsenhizer	P	6-4	240	Jr.	North Huntingdon, Pa./Norwin	R/R
33	Josh Brooks	P	6-3	250	Jr.	Phoenix, Ariz./Ottawa Univ.	R/R
46	Manny Perdomo	P	6-1	200	So.	Hialeah, Fla./St. Thomas Univ.	R/R

**Head Coach:** Loren Torres

**Head Coach Record at School/Years:** 51-39/3 **Career Collegiate Record/Years:** 158-143-2/8

**Assistant Head Coaches:** Rocky Capobianco, Ryan Streno, Bryan Neal

### Season Notes

Point Park had 3-of-4 starting pitchers and its top two relievers returning from last year's team that was 38-13 overall, No. 23 in the final NAIA poll and was the first team left out of the at-large bids to the NAIA Opening Round ... The Pioneers, under third-year coach Loren Torres, returned only three of nine position starters from last year but successfully plugged the holes in the lineup with talented newcomers, most of which were transfers ... Point Park also added to its pitching depth with 3-4 quality arms added to the system ... Point Park has also been carried by its pitching staff, which enters the NAIA Opening Rd ranking seventh nationally with a 3.00 Team ERA ... The top four starters each have an ERA under 2.55 ... Point Park is tied for fifth with 10 World Series appearances

### World Series History

**Years: 11 • Record 10-20 • Finished 1<sup>st</sup> 0; 2<sup>nd</sup> 0; 3<sup>rd</sup> 2; 4<sup>th</sup> 1**

1998 (0-2): L, 8-4 vs. Cumberland (Tenn.); L, 13-8 (10 inn.) vs. St. Thomas (Fla.)  
1991 (0-2): L, 5-3 vs. South Carolina-Aiken; L, 14-13 vs. Lubbock Christian (Texas)  
1989 (0-2): L, 7-3 vs. Lewis-Clark State (Idaho); L, 5-1 vs. West Florida  
1988 (0-2): L, 4-0 vs. Lewis-Clark State (Idaho); L, 7-5 vs. Dallas Baptist (Texas)  
1987 (1-2): L, 13-3 vs. Southern Arkansas; W, 13-12 vs. Huntingdon (Ala.); L, 9-2 vs. Elon (N.C.)  
1986 (3-2): L, 5-3 vs. Oklahoma City; W, 8-3 vs. Missouri Southern; W, 2-0 vs. Emporia State (Kan.); W, 8-6 vs. Grand Canyon (Ariz.); L, 20-7 vs. Grand Canyon (Ariz.)  
1980 (0-2): L, 4-1 vs. Coastal Carolina (S.C.); L, 12-7 vs. Lewis-Clark State (Idaho)  
1979 (3-2): L, 4-3 vs. Southeastern Oklahoma; W, 5-3 vs. Birmingham-Southern (Ala.); W, 8-4 vs. Wisconsin-La Crosse; W, 3-2 vs. David Lipscomb (Tenn.); L, 10-6 vs. High Point (N.C.)  
1978 (1-2): W, 3-1 vs. Coastal Carolina (S.C.); L, 11-5 vs. David Lipscomb (Tenn.); L, 7-4 vs. Emporia State (Kan.)  
1974 (2-2): L, 4-1 vs. LaVerne (Calif.); W, 2-1 vs. High Point (N.C.); W, 5-1 vs. David Lipscomb (Tenn.); L, 6-3 vs. Lewis (Ill.)

# Point Park University (Pa.) - 2012 Statistics

Batting	GP	GS	AVG	AB	R	H	2B	3B	HR	RBI	TB	SLG%	BB	HBP	SO	GDP	OB%	SF	SH	SB	SBA
Clark, Sean.....	11	10	1.000	1	0	1	0	0	0	1	1	1.000	0	0	0	0	1.000	0	0	0	0
Loutsenhizer, Ryan.....	10	9	1.000	1	0	1	0	0	0	1	1	1.000	0	0	0	0	1.000	0	0	0	0
Tasis, Jonathan.....	31	14	0.397	63	14	25	5	2	0	19	34	0.540	4	2	7	1	0.443	1	0	0	0
Marticorena, Javier.....	37	36	0.384	112	26	43	11	1	7	34	77	0.688	17	1	12	4	0.466	1	1	2	2
Pasinski, Tom.....	57	56	0.351	171	49	60	6	5	2	31	82	0.480	27	0	33	1	0.429	5	2	5	6
Navatsyk, Phil.....	33	11	0.351	37	25	13	0	0	0	5	13	0.351	8	2	6	1	0.479	1	0	3	5
Birko, Tom.....	56	55	0.343	181	44	62	10	1	0	44	74	0.409	36	5	30	1	0.454	5	1	11	13
Novia, Rob.....	58	55	0.337	175	33	59	10	0	1	42	72	0.411	27	13	12	6	0.454	3	13	3	6
Bodnar, Lee.....	59	59	0.333	207	46	69	21	0	2	47	96	0.464	28	10	25	6	0.431	3	0	1	2
Leyva, Marlon.....	59	57	0.320	181	41	58	10	0	1	27	71	0.392	28	7	19	4	0.429	1	1	5	5
Moduffee, Don.....	48	27	0.316	79	38	25	2	1	0	22	29	0.367	12	5	3	3	0.429	2	3	5	7
Sauers, Dillon.....	44	44	0.294	119	34	35	6	1	0	26	43	0.361	27	8	15	2	0.452	1	1	4	5
Dujka, Steve.....	52	47	0.259	143	26	37	7	0	0	20	44	0.308	25	5	33	0	0.381	3	3	4	5
Alfonzo, Ossie.....	58	58	0.251	183	25	46	7	0	1	33	56	0.306	25	10	26	5	0.370	1	2	3	5
Cattapan, Tyler.....	18	5	0.238	21	6	5	0	0	1	10	8	0.381	9	2	4	0	0.485	1	1	2	2
Ganley, Michael.....	32	7	0.212	33	25	7	1	0	0	5	8	0.242	11	4	3	0	0.449	1	1	4	7
Acosta, Horacio.....	9	0	0.000	0	0	0	0	0	0	0	0	0.000	0	0	0	0	0.000	0	0	0	0
Perdomo, Manny.....	9	9	0.000	0	0	0	0	0	0	0	0	0.000	0	0	0	0	0.000	0	0	0	0
Brooks, Josh.....	6	3	0.000	0	0	0	0	0	0	0	0	0.000	0	0	0	0	0.000	0	0	0	0
Spohn, Nathan.....	12	11	0.000	1	0	0	0	0	0	0	0	0.000	0	0	0	0	0.000	0	0	0	0
Corcoran, Jon.....	8	0	0.000	1	0	0	0	0	0	0	0	0.000	0	0	0	0	0.000	0	0	0	0
Rodriguez, Ben.....	1	1	0.000	0	0	0	0	0	0	0	0	0.000	0	0	0	0	0.000	0	0	0	0
Peluso, Derek.....	15	12	0.000	1	0	0	0	0	0	0	0	0.000	1	0	0	0	0.500	0	0	0	0
Marsh, Isaiah.....	13	4	0.000	0	2	0	0	0	0	0	0	0.000	0	0	0	0	0.000	0	0	0	0
Tullio, Mike.....	30	0	0.000	2	0	0	0	0	0	0	0	0.000	0	0	1	0	0.000	0	0	0	0
<b>Total:</b> .....	<b>59</b>		<b>0.319</b>	<b>1712</b>	<b>434</b>	<b>546</b>	<b>96</b>	<b>11</b>	<b>15</b>	<b>367</b>	<b>709</b>	<b>0.414</b>	<b>285</b>	<b>74</b>	<b>229</b>	<b>34</b>	<b>0.420</b>	<b>29</b>	<b>29</b>	<b>52</b>	<b>70</b>
<b>Opponents:</b> .....	<b>59</b>		<b>0.269</b>	<b>1723</b>	<b>190</b>	<b>464</b>	<b>83</b>	<b>8</b>	<b>13</b>	<b>174</b>	<b>602</b>	<b>0.349</b>	<b>123</b>	<b>36</b>	<b>290</b>	<b>24</b>	<b>0.321</b>	<b>10</b>	<b>25</b>	<b>38</b>	<b>49</b>

LOB - Team (450), Opp (414). IBB - Team (0), Opp (1). Picked Off - Team (9), Opp (6)

Pitching	ERA	W	L	GP	GS	CG	SHO	CBO	SV	IP	H	R	ER	BB	SO	2B	3B	HR	TBF	B/Avg	WP	HBP	BK	SFA	SHA
Corcoran, Jon.....	0.00	1	0	7	0	0	0	0	2	11.2	8	3	0	4	5	3	0	0	45	0.195	0	0	0	0	0
Acosta, Horacio.....	1.31	3	0	9	0	0	0	1	2	20.2	17	4	3	9	15	2	0	0	87	0.221	0	1	0	0	0
Perdomo, Manny.....	1.47	7	0	9	9	2	1	2	0	55.0	36	15	9	21	43	6	1	1	233	0.179	2	7	0	1	3
Tullio, Mike.....	1.92	6	4	28	0	0	0	3	14	51.2	66	19	11	8	19	9	0	1	227	0.316	0	4	2	3	3
Peluso, Derek.....	2.23	9	1	13	12	3	2	1	0	72.2	66	25	18	22	73	17	0	3	309	0.241	1	7	0	1	4
Spohn, Nathan.....	2.29	8	0	11	11	4	1	1	0	63.0	61	18	16	20	31	10	0	0	272	0.249	1	2	0	2	3
Clark, Sean.....	2.55	7	0	10	10	2	1	0	0	60.0	53	19	17	10	45	8	0	1	251	0.236	1	10	0	2	4
Brooks, Josh.....	4.67	3	0	6	3	1	0	0	1	17.1	27	13	9	4	15	4	0	0	88	0.329	0	1	0	0	1
Rodriguez, Ben.....	5.40	0	1	1	1	0	0	0	0	1.2	2	1	1	1	0	0	0	8	0.286	0	0	0	0	0	
Marsh, Isaiah.....	5.91	1	3	11	4	1	0	0	1	35.0	50	29	23	12	31	12	3	1	173	0.325	4	1	0	1	5
Loutsenhizer, Ryan.....	7.09	5	0	9	9	0	0	0	0	45.2	70	44	36	12	13	12	3	6	225	0.340	2	3	0	1	3
Total:	2.96	50	9	114		13	5	8	20	434.1	456	190	143	123	290	83	7	13	1918	0.265	11	36	2	11	26
Opponents:	7.05	9	50	159		8	2	0	3	412.1	539	434	323	286	229	96	11	15	2128	0.315	56	75	2	29	27

Fielding	GP	GS	C	PO	A	E	Fld.D%	DP	TP	SBA	RCS	SBA%	PB	CI	OBS
Acosta, Horacio.....	9	0	4	2	2	0	1.000	1	0	0	0	0.000	0	0	0
Clark, Sean.....	11	10	13	3	10	0	1.000	1	0	0	0	0.000	0	0	0
Corcoran, Jon.....	8	0	2	0	2	0	1.000	0	0	0	0	0.000	0	0	0
Spohn, Nathan.....	12	11	22	6	16	0	1.000	0	0	0	0	0.000	0	0	0
Cattapan, Tyler.....	18	5	28	28	0	0	1.000	0	0	0	0	0.000	0	0	0
Perdomo, Manny.....	9	9	12	3	9	0	1.000	1	0	0	0	0.000	0	0	0
Moduffee, Don.....	48	27	47	45	2	0	1.000	0	0	0	0	0.000	0	0	0
Peluso, Derek.....	15	12	11	1	10	0	1.000	1	0	0	0	0.000	0	0	0
Alfonzo, Ossie.....	58	58	195	173	20	2	0.990	0	0	31	6	0.838	0	0	0
Dujka, Steve.....	52	47	359	339	16	4	0.989	26	0	0	0	0.000	0	0	0
Novia, Rob.....	58	55	86	83	2	1	0.988	0	0	0	0	0.000	0	0	0
Leyva, Marlon.....	59	57	153	144	6	3	0.980	3	0	3	2	0.600	0	1	0
Pasinski, Tom.....	57	56	125	119	3	3	0.976	0	0	0	0	0.000	0	0	0
Marticorena, Javier.....	37	36	82	77	3	2	0.976	0	0	0	0	0.000	0	0	0
Ganley, Michael.....	32	7	44	15	27	2	0.955	3	0	0	0	0.000	0	0	0
Loutsenhizer, Ryan.....	10	9	17	4	12	1	0.941	1	0	0	0	0.000	0	0	0
Birko, Tom.....	56	55	227	106	107	14	0.938	20	0	0	0	0.000	0	0	0
Sauers, Dillon.....	44	44	209	62	133	14	0.933	20	0	0	0	0.000	0	0	0
Tasis, Jonathan.....	31	14	54	45	5	4	0.926	4	0	0	0	0.000	0	0	0
Marsh, Isaiah.....	13	4	12	3	8	1	0.917	0	0	0	0	0.000	0	0	0
Tullio, Mike.....	30	0	13	3	8	2	0.846	1	0	0	0	0.000	0	0	0
Navatsyk, Phil.....	33	11	49	14	27	8	0.837	3	0	0	0	0.000	0	0	0
Bodnar, Lee.....	59	59	135	26	86	23	0.830	8	0	0	0	0.000	0	0	0
Brooks, Josh.....	6	3	6	2	2	2	0.667	0	0	0	0	0.000	0	0	0
Rodriguez, Ben.....	1	1	0	0	0	0	0.000	0	0	0	0	0.000	0	0	0
<b>Total:</b> .....	<b>59</b>		<b>1905</b>	<b>1303</b>	<b>516</b>	<b>86</b>	<b>0.955</b>	<b>32</b>	<b>0</b>	<b>34</b>	<b>8</b>	<b>0.810</b>	<b>0</b>	<b>1</b>	<b>0</b>
<b>Opponents:</b> .....	<b>59</b>		<b>1865</b>	<b>1237</b>	<b>488</b>	<b>140</b>	<b>0.925</b>	<b>48</b>	<b>0</b>	<b>58</b>	<b>15</b>	<b>0.795</b>	<b>5</b>	<b>0</b>	<b>0</b>



## Rogers State University (Okla.) - Hillcats

### Quick Facts

Location..... Claremore, Okla.  
Enrollment.....4,632  
Nickname..... Hillcats  
School Colors..... Navy Blue and Red  
Home Stadium..... Hillcat Complex  
Capacity.....500  
President..... Dr. Larry Rice  
Athletic Director..... Ryan Bradley  
SID..... Sara Williams  
Conference..... Sooner Athletic Conference  
2012 Overall Record..... 45-14  
2012 Conference Record..... 20-10  
Twitter..... @RSUHillcats



Ron Bradley  
Head Coach



Eric Baker  
Jr., Outfielder

### Schedule

Date	Opponent	H/A	Score	W/L
2/3/2012	Arlington Baptist	A	9-2 W	
2/3/2012	Arlington Baptist	A	6-1 W	
2/4/2012	Arlington Baptist	A	9-2 W	
2/4/2012	Arlington Baptist	A	6-0 W	
2/7/2012	Pittsburgh State	H	4-1 W	
2/7/2012	Pittsburgh State	H	11-3 W	
2/10/2012	Tabor (Kan.)	N	10-9 W	
2/10/2012	Dallas Christian	A	15-6 W	
2/11/2012	Dallas Christian	H	12-2 W	
2/14/2012	Oklahoma Christian *	A	11-4 W	
2/18/2012	Baker (Kan.)	H	6-2 W	
2/18/2012	Baker (Kan.)	H	5-2 W	
2/19/2012	Baker (Kan.)	H	2-4 L	
2/19/2012	Baker (Kan.)	H	12-2 W	
2/21/2012	Bacone (Okla.)	A	3-2 W	
2/24/2012	Wayland Baptist (Texas) *	A	7-4 W	
2/24/2012	Wayland Baptist (Texas) *	A	6-1 W	
2/25/2012	Wayland Baptist (Texas) *	A	9-6 W	
2/28/2012	Oklahoma Christian *	H	11-5 W	
3/2/2012	Lubbock Christian (Texas) *	H	2-7 L	
3/2/2012	Lubbock Christian (Texas) *	H	7-8 L	
3/3/2012	Lubbock Christian (Texas) *	H	7-3 W	
3/6/2012	Benedictine (Kan.)	H	4-3 W	
3/6/2012	Benedictine (Kan.)	H	5-3 W	
3/9/2012	St. Gregory's (Okla.) *	H	1-4 L	
3/9/2012	St. Gregory's (Okla.) *	H	2-0 W	
3/10/2012	St. Gregory's (Okla.) *	A	5-9 L	
3/13/2012	Pittsburgh State	A	18-4 W	
3/13/2012	Pittsburgh State	A	8-6 W	
3/15/2012	Oklahoma Baptist *	H	6-4 W	
3/17/2012	Oklahoma Baptist *	A	7-8 L	
3/17/2012	Oklahoma Baptist *	A	11-20 L	
3/24/2012	Science & Arts (Okla.) *	A	15-3 W	
3/25/2012	Science & Arts (Okla.) *	H	3-8 L	
3/25/2012	Science & Arts (Okla.) *	H	3-2 W	
3/27/2012	Oklahoma Christian *	A	5-2 W	
3/30/2012	Northwestern Oklahoma State *	A	2-4 L	
3/31/2012	Northwestern Oklahoma State *	A	4-0 W	
3/31/2012	Northwestern Oklahoma State *	A	5-2 W	
4/3/2012	Oklahoma Wesleyan	A	7-6 W	
4/5/2012	Oklahoma City *	A	3-5 L	
4/7/2012	Oklahoma City *	H	3-1 W	
4/7/2012	Oklahoma City *	H	5-6 L	
4/10/2012	Northeastern State	A	3-10 L	
4/12/2012	Southern Nazarene (Okla.) *	H	6-0 W	
4/16/2012	Southern Nazarene (Okla.) *	A	4-0 W	
4/16/2012	Southern Nazarene (Okla.) *	A	3-2 W	
4/17/2012	Oklahoma Wesleyan	H	15-7 W	
4/19/2012	Mid-America Christian (Okla.) *	A	9-0 W	
4/21/2012	Mid-America Christian (Okla.) *	H	9-1 W	
4/21/2012	Mid-America Christian (Okla.) *	H	7-5 W	
4/24/2012	Northeastern State	N	7-2 W	
4/26/2012	Univ. of Central Oklahoma	H	3-2 W	
5/2/2012	Science & Arts (Okla.)	N	3-4 L	
5/3/2012	St. Gregory's (Okla.)	N	9-7 W	
5/4/2012	Oklahoma Baptist	H	2-7 L	
5/10/2012	Judson (Ill.)	N	9-5 W	
5/11/2012	Oklahoma Baptist	N	5-4 W	
5/12/2012	Tabor (Kan.)	N	7-3 W	

\*denotes conference game

### Roster

No.	Name	Pos.	Ht.	Wt.	Yr.	Hometown/Previous School	Bats/Throws
2	Hamilton Hernandez	2B	5-8	155	So.	Orlando, Fla./Edgewater HS	R/R
3	Drew Taylor	LHP	6-3	190	Sr.	Seminole, Okla./Seminole State	L/L
4	Hector Rivera	2B	5-10	170	Jr.	Manati, Puerto Rico/Northern Okla.-Tonkawa	L/R
6	Jim Miner	LHP	5-10	190	Sr.	Tecumseh, Okla./Rose State College	L/L
8	Cade McKewon	SS	5-10	170	Sr.	Inola, Okla./Independence CC	R/R
9	Brandon Bargas	LHP	5-9	180	Jr.	Owasso, Okla./Eastern CC	L/L
11	Casey Cassity	LHP	6-3	185	Jr.	Barnsdall, Okla./Barnsdall HS	L/L
12	Zack Williams	RHP	6-0	210	Sr.	Roland, Okla./Seminole State	R/R
13	Lance Rymel	C	6-0	190	Sr.	Broken Arrow, Okla./Seminole State	R/R
14	Randy Ramirez	3B	5-10	195	Sr.	La Ramona, Dominican Republic/Western Okla. JC	R/R
16	Keith Poverud	OF	5-10	185	Jr.	Coweta, Okla./Coweta HS	R/R
19	Mason Marquette	LHP	6-0	165	So.	Broken Arrow, Okla./Broken Arrow HS	L/L
20	Eric Baker	OF	5-10	175	Jr.	Muskogee, Okla./Connors State	R/R
21	Shawn Spainhoward	LHP	6-2	175	Jr.	St. Peters, Mo./SE Missouri St.	L/L
22	Tyler Garner	RHP	6-1	180	Sr.	Poteau, Okla./Carl Albert CC	R/R
24	Cody Campbell	1B	6-2	225	Jr.	St. Cloud, Fla./Univ. West Florida	R/R
27	Taylor Estes	CF	5-11	175	Sr.	Broken Arrow, Okla./Northern Okla.-Tonkawa	R/R
28	Eric Faust	LHP	6-3	175	Sr.	Winfield, Kan./Cowley CC	L/L
29	Kyle Duncan	RHP	6-1	180	Jr.	Bedford, Texas/Oklahoma State University	R/R
30	T.J. Law	RHP	6-0	185	So.	Broken Arrow, Okla./Broken Arrow HS	R/R
33	Emmanuel De La Cruz	C	6-3	215	So.	New York, N.Y./Western Okla. JC	R/R
34	Freddy Soto	RHP	6-0	210	Sr.	New York, N.Y./Western Okla. JC	R/R
43	Colton Campbell	LF	6-2	225	Jr.	St. Cloud, Fla./Univ. West Florida	R/R
44	Jacob Wenaas	LHP	6-7	225	Sr.	Coweta, Okla./Connors State	L/L

**Head Coach:** Ron Bradley

**Head Coach Record at School/Years:** 179-120/6 **Career Collegiate Record/Years:** 179-120/6

**Assistant Head Coaches:** Robert Brown, Jimmy Rogers

### World Series History

**Years: First**

# Rogers State University (Okla.) - 2012 Statistics

Batting	GP	GS	AVG	AB	R	H	2B	3B	HR	RBI	TB	SLG%	BB	HBP	SO	GDP	OB%	SF	SH	SB	SBA
Baker, Eric	59	59	0.391	215	55	84	16	5	4	37	122	0.567	33	2	31	2	0.472	2	3	21	27
Rivera, Hector	59	58	0.365	203	48	74	13	2	2	37	97	0.478	23	3	17	3	0.429	4	12	11	15
Campbell, Colton	59	59	0.362	199	40	72	15	0	7	54	108	0.543	25	6	17	3	0.448	0	2	9	11
Rymel, Lance	59	59	0.323	189	17	61	18	1	3	39	90	0.476	25	15	13	5	0.428	7	3	2	3
Hernandez, Hamilton	20	1	0.300	10	6	3	1	0	0	1	4	0.400	3	0	2	0	0.462	0	0	0	0
Bargas, Brandon	36	31	0.291	79	13	23	5	0	0	2	28	0.354	11	3	11	2	0.398	0	1	0	0
Campbell, Cody	57	57	0.286	199	36	57	10	1	6	46	87	0.437	25	4	32	7	0.377	0	0	1	1
Estes, Taylor	48	1	0.286	21	37	6	0	0	0	2	6	0.286	0	0	5	0	0.286	0	0	27	32
Ramirez, Randy	53	53	0.284	162	30	46	14	0	2	34	66	0.407	36	5	36	5	0.426	1	1	14	15
Matthews, McKenzie	16	6	0.278	18	4	5	0	0	1	4	8	0.444	6	0	4	0	0.458	0	0	0	0
Heston, Blake	31	8	0.270	37	9	10	1	1	0	1	13	0.351	11	1	14	0	0.440	1	0	2	5
Poverud, Keith	59	59	0.262	183	31	48	9	1	3	32	68	0.372	19	3	31	2	0.340	1	6	3	3
McKewon, Cade	59	59	0.258	178	32	46	5	0	3	30	60	0.337	19	9	32	3	0.352	4	11	7	7
Fyfe, Jeff	17	5	0.231	26	7	6	2	1	0	6	10	0.385	2	1	9	0	0.310	0	0	1	2
Cochran, Alex	36	1	0.222	9	11	2	1	0	0	2	3	0.333	2	0	1	0	0.308	2	0	6	8
Ambrose, Wade	12	2	0.214	14	3	3	2	0	0	0	5	0.357	3	0	5	0	0.353	0	0	1	1
De la cruz, Emmanuel	35	25	0.182	77	13	14	2	0	6	18	34	0.442	8	3	26	1	0.284	0	0	0	0
Garrison, Andrew	9	0	0.167	6	1	1	0	0	0	0	1	0.167	1	0	1	0	0.286	0	0	0	0
Garner, Tyler	18	2	0.000	0	0	0	0	0	0	0	0	0.000	0	0	0	0	0.000	0	0	0	0
McGee, Joe	7	0	0.000	0	0	0	0	0	0	0	0	0.000	0	0	0	0	0.000	0	0	0	0
Wenaas, Jacob	10	5	0.000	0	0	0	0	0	0	0	0	0.000	0	0	0	0	0.000	0	0	0	0
Deaton, Kyle	4	0	0.000	0	0	0	0	0	0	0	0	0.000	0	0	0	0	0.000	0	0	0	0
Law, T.J.	8	0	0.000	0	0	0	0	0	0	0	0	0.000	0	0	0	0	0.000	0	0	0	0
Soto, Freddy	11	1	0.000	0	0	0	0	0	0	0	0	0.000	0	0	0	0	0.000	0	0	0	0
Miner, Jim	7	1	0.000	0	0	0	0	0	0	0	0	0.000	0	0	0	0	0.000	0	0	0	0
Taylor, Drew	15	0	0.000	0	0	0	0	0	0	0	0	0.000	0	0	0	0	0.000	0	0	0	0
Penn, Jeremy	3	0	0.000	0	0	0	0	0	0	0	0	0.000	0	0	0	0	0.000	0	0	0	0
Marquette, Mason	8	1	0.000	0	0	0	0	0	0	0	0	0.000	0	0	0	0	0.000	0	0	0	0
Cassidy, Casey	8	4	0.000	0	0	0	0	0	0	0	0	0.000	0	0	0	0	0.000	0	0	0	0
Duncan, Kyle	15	11	0.000	0	0	0	0	0	0	0	0	0.000	0	0	0	0	0.000	0	0	0	0
Faust, Eric	15	8	0.000	1	0	0	0	0	0	0	0	0.000	0	0	0	0	0.000	0	0	0	0
Williams, Zack	18	1	0.000	0	0	0	0	0	0	0	0	0.000	0	0	0	0	0.000	0	0	0	0
Spainhoward, Shawn	15	15	0.000	0	0	0	0	0	0	0	0	0.000	0	0	0	0	0.000	0	0	0	0
Total	59		0.307	1826	393	561	114	12	37	345	810	0.444	252	55	287	33	0.397	22	39	105	130
Opponents:	59		0.247	1775	235	438	86	4	25	216	607	0.342	155	58	396	30	0.319	16	32	47	64

LOB - Team (441), Opp (398). IBB - Team (11), Opp (1). Picked Off - Team (9), Opp (5)

Pitching	ERA	W	L	GP	GS	CG	SHO	CBO	SV	IP	H	R	ER	BB	SO	2B	3B	HR	TBF	B/Avg	WP	HBP	BK	SFA	SHA
Deaton, Kyle	1.80	0	0	4	0	0	0	0	0	5.0	6	3	1	2	4	2	0	0	25	0.273	1	1	0	0	0
Law, T.J.	1.80	0	0	8	0	0	0	0	0	10.0	7	2	2	3	13	2	0	0	42	0.184	0	1	0	0	0
Spainhoward, Shawn	2.87	9	2	15	15	3	1	2	0	94.0	77	32	30	21	75	9	0	4	379	0.220	0	4	0	1	3
Penn, Jeremy	3.00	0	0	3	0	0	0	0	0	6.0	6	2	2	3	6	0	0	1	27	0.250	0	0	0	0	0
Garner, Tyler	3.03	2	0	18	2	0	0	1	0	29.2	20	11	10	8	23	4	2	0	119	0.198	1	6	0	1	3
Marquette, Mason	3.12	1	0	8	0	0	0	2	1	8.2	11	4	3	5	6	2	0	0	44	0.306	1	0	0	2	1
Cassidy, Casey	3.16	3	1	8	4	1	0	0	0	25.2	32	17	9	4	21	5	0	0	116	0.291	2	0	0	0	2
Duncan, Kyle	3.28	8	1	15	11	3	0	0	0	74.0	74	32	27	19	41	14	0	4	322	0.266	3	17	0	3	5
Bargas, Brandon	3.79	6	3	16	13	5	2	0	2	80.2	73	42	34	27	90	16	1	1	355	0.239	2	16	0	2	4
Faust, Eric	3.81	9	2	15	8	1	0	1	1	54.1	57	27	23	13	44	17	0	9	236	0.270	1	2	0	3	7
Wenaas, Jacob	4.50	2	0	10	5	0	0	1	0	20.0	14	15	10	16	22	1	0	0	97	0.194	1	5	2	2	2
McGee, Joe	4.66	0	0	7	0	0	0	1	0	9.2	8	6	5	10	14	1	0	0	48	0.222	3	1	1	1	0
Williams, Zack	5.63	3	2	18	0	0	0	1	3	16.0	11	11	10	11	15	1	0	3	67	0.196	1	0	1	0	0
Miner, Jim	7.20	1	0	7	1	0	0	0	0	10.0	16	9	8	2	5	8	1	0	48	0.356	0	0	0	0	1
Soto, Freddy	7.84	1	0	11	0	0	0	2	2	10.1	10	10	9	7	5	3	0	1	49	0.270	6	0	1	2	3
Taylor, Drew	8.10	0	3	15	0	0	0	0	0	13.1	16	12	12	4	12	1	0	3	62	0.308	0	5	0	0	1
Total	3.76	45	14	178		13	3	11	9	467.1	438	235	195	155	396	86	4	26	2036	0.247	22	58	5	17	32
Opponents:	5.98	14	45	163		8	0	0	2	451.1	560	393	300	252	287	114	12	37	2194	0.307	38	55	7	22	39

Fielding	GP	GS	C	PO	A	E	Fld.D%	DP	TP	SBA	RCS	SBA%	PB	CI	OBS
Mcgee, Joe	7	0	2	1	1	0	1.000	0	0	0	0	0.000	0	0	0
Matthews, McKenzie	16	6	58	56	2	0	1.000	0	0	4	0	1.000	2	0	0
Cochran, Alex	36	1	1	1	0	0	1.000	0	0	0	0	0.000	0	0	0
Wenaas, Jacob	10	5	2	2	0	0	1.000	0	0	0	0	0.000	0	0	0
Garrison, Andrew	9	0	1	1	0	0	1.000	0	0	0	0	0.000	0	0	0
Garner, Tyler	18	2	6	0	6	0	1.000	1	0	0	0	0.000	0	0	0
Miner, Jim	7	1	4	0	4	0	1.000	1	0	0	0	0.000	0	0	0
Estes, Taylor	48	1	14	13	1	0	1.000	0	0	0	0	0.000	0	0	0
Marquette, Mason	8	1	4	0	4	0	1.000	0	0	0	0	0.000	0	0	0
Penn, Jeremy	3	0	2	1	1	0	1.000	0	0	0	0	0.000	0	0	0
Ambrose, Wade	12	2	4	4	0	0	1.000	2	0	0	0	0.000	0	0	0
De la cruz, Emmanuel	35	25	45	40	5	0	1.000	1	0	4	2	0.667	5	0	0
Baker, Eric	59	59	137	134	3	0	1.000	0	0	0	0	0.000	0	0	0
Heston, Blake	31	8	21	12	9	0	1.000	3	0	0	0	0.000	0	0	0
Cassidy, Casey	8	4	8	1	7	0	1.000	0	0	0	0	0.000	0	0	0
Williams, Zack	18	1	2	2	0	0	1.000	0	0	0	0	0.000	0	0	0
Spainhoward, Shawn	15	15	19	9	10	0	1.000	2	0	0	0	0.000	0	0	0
Bargas, Brandon	36	31	22	6	16	0	1.000	1	0	0	0	0.000	0	0	0
Taylor, Drew	15	0	5	0	5	0	1.000	0	0	0	0	0.000	0	0	0
Campbell, Colton	59	59	71	69	1	1	0.986	0	0	0	0	0.000	0	0	0
Campbell, Cody	57	57	410	382	21	7	0.983	25	0	0	0	0.000	0	0	0
Rymel, Lance	59	59	407	365	34	8	0.980	6	0	37	12	0.755	10	0	0
Rivera, Hector	59	58	225	95	120	10	0.956	25	0	0	0	0.000	0	0	0
Poverud, Keith	59	59	107	97	5	5	0.953	0	0	0	0	0.000	0	0	0
Fyfe, Jeff	17	5	17	4	12	1	0.941	3	0	0	0	0.000	0	0	0
Ramirez, Randy	53	53	167	55	101	11	0.934	14	0	0	0	0.000	0	0	0
Faust, Eric	15	8	15	1	13	1	0.933	2	0	0	0	0.000	0	0	0
Duncan, Kyle	15	11	20	4	14	2	0.900	0	0	0	0	0.000	0	0	0
Mckewon, Cade	59	59	181	42	120	19	0.895	13	0	0	0	0.000	0	0	0
Hernandez, Hamilton	20	1	17	5	9	3	0.824	3	0	0	0	0.000	0	0	0
Soto, Freddy	11	1	5	0	4	1	0.800	0	0	0	0	0.000	0	0	0
Law, T.J	8	0	0	0	0	0	0.000	2	0	0	0	0.000	0	0	0
Deaton, Kyle	4	0	0	0	0	0	0.000	0	0	0	0	0.000	0	0	0
Total:	59		1999	1402	528	69	0.965	37	0	45	14	0.763	17	0	0
Opponents:	59		2049	1354	585	110	0.946	41	0	97	24	0.802	18	0	0



# University of South Carolina Beaufort - Sand Sharks

## Quick Facts

Location..... Bluffton, S.C.  
 Enrollment.....1,500  
 Nickname..... Sand Sharks  
 School Colors..... Navy, Garnet and Sand  
 Home Stadium.....Richard Gray Sports Complex  
 Capacity.....1,000  
 Chancellor..... Dr. Jane T. Upshaw  
 Athletic Director..... Ty Rietkovich  
 SID.....Justin Jarrett  
 Conference..... The Sun Conference  
 2012 Overall Record..... 40-17  
 2012 Conference Record..... 20-7  
 Twitter.....@SandSharkSports



Bryan Lewallyn  
Head Coach



Michael Heesch  
Sr., Pitcher

## Schedule

Date	Opponent	H/A	Score	W/L
1/27/2012	Brewton-Parker (Ga.)	A	2-0	W
1/28/2012	Brewton-Parker (Ga.)	H	2-4	L
2/1/2012	Mid-Continent (Ky.)	H	13-6	W
2/2/2012	Mid-Continent (Ky.)	H	5-2	W
2/3/2012	Mid-Continent (Ky.)	H	7-4	W
2/4/2012	Mid-Continent (Ky.)	H	11-6	W
2/8/2012	Flagler College	A	4-5	L
2/11/2012	Milligan (Tenn.)	H	9-6	W
2/11/2012	Milligan (Tenn.)	H	6-2	W
2/12/2012	Milligan (Tenn.)	H	9-7	W
2/20/2012	Fisher (Mass.)	H	9-6	W
2/21/2012	Fisher (Mass.)	H	3-0	W
2/21/2012	Fisher (Mass.)	H	15-0	W
2/24/2012	Southeastern (Fla.) *	H	15-4	W
2/25/2012	Southeastern (Fla.) *	H	6-3	W
2/25/2012	Southeastern (Fla.) *	H	7-1	W
2/28/2012	Southern Wesleyan (S.C.)	H	1-3	L
2/29/2012	Southern Wesleyan (S.C.)	H	8-1	W
3/2/2012	Ave Maria (Fla.) *	A	10-1	W
3/3/2012	Ave Maria (Fla.) *	A	4-2	W
3/3/2012	Ave Maria (Fla.) *	A	3-4	L
3/6/2012	Tennessee Wesleyan	H	3-6	L
3/7/2012	Tennessee Wesleyan	H	7-11	L
3/9/2012	Florida Memorial *	H	1-0	W
3/10/2012	Florida Memorial *	H	14-0	W
3/10/2012	Florida Memorial *	H	11-1	W
3/13/2012	Brewton-Parker (Ga.)	A	6-5	W
3/13/2012	Brewton-Parker (Ga.)	A	6-7	L
3/16/2012	SCAD Savannah (Ga.) *	A	2-4	L
3/17/2012	SCAD Savannah (Ga.) *	A	6-2	W
3/17/2012	SCAD Savannah (Ga.) *	A	7-10	L
3/23/2012	St. Thomas (Fla.) *	A	6-3	W
3/24/2012	St. Thomas (Fla.) *	A	3-8	L
3/24/2012	St. Thomas (Fla.) *	A	0-8	L
3/30/2012	Northwood (Fla.) *	H	7-2	W
3/31/2012	Northwood (Fla.) *	H	17-2	W
4/1/2012	Northwood (Fla.) *	H	9-10	L
4/6/2012	Embry-Riddle (Fla.) *	A	3-1	W
4/7/2012	Embry-Riddle (Fla.) *	A	4-9	L
4/7/2012	Embry-Riddle (Fla.) *	A	9-2	W
4/10/2012	Brewton-Parker (Ga.)	H	11-4	W
4/10/2012	Brewton-Parker (Ga.)	H	2-4	L
4/13/2012	Warner (Fla.) *	A	4-0	W
4/14/2012	Warner (Fla.) *	A	2-0	W
4/14/2012	Warner (Fla.) *	A	6-4	W
4/20/2012	Webber International (Fla.) *	H	5-4	W
4/21/2012	Webber International (Fla.) *	H	3-2	W
4/21/2012	Webber International (Fla.) *	H	6-3	W
4/24/2012	SCAD Savannah (Ga.)	H	6-2	W
5/1/2012	Warner (Fla.)	N	2-7	L
5/2/2012	Embry-Riddle (Fla.)	N	1-3	L
5/10/2012	St. Thomas (Fla.)	N	3-6	L
5/11/2012	Asbury (Ky.)	N	9-4	W
5/11/2012	Faulkner (Ala.)	N	7-3	W
5/12/2012	Union (Tenn.)	N	8-7	W
5/12/2012	St. Thomas (Fla.)	N	5-4	W
5/14/2012	St. Thomas (Fla.)	N	11-2	W

\*denotes conference game

## Roster

No.	Name	Pos.	Ht.	Wt.	Yr.	Hometown/Previous School	Bats/Throws
2	Keenan Ivey	2B	5-10	----	Sr.	Chauncey, Ga./Southern Poly	R/R
4	Denzel Campbell	OF	6-0	----	R-Fr.	College Park, Ga./Centennial	R/R
3	Andrew Barrineau	P	5-9	----	Jr.	Varnville, S.C./Wade Hampton	R/R
5	R.J. Neal	CF	5-11	----	Sr.	West Palm Beach, Fla./Park Vista Community	R/R
6	Weldon Smith	SS	5-11	----	Sr.	Beaufort, S.C./Battery Creek	R/R
7	Gabe Torres	2B	6-0	----	Sr.	Safety Harbor, Fla./Countryside	S/R
9	Ty Main	LF	5-11	----	Sr.	Middletown, Md./George Mason	S/R
12	DeShontay Berry	RF	6-0	----	Sr.	Lithonia, Ga./Lithonia	L/R
13	David O'Neil	3B	5-10	----	Sr.	Ludlow, Vt./Black River	R/R
15	Dom Hayes	RF	5-11	----	Sr.	Freehold, N.J./West Virginia	L/L
17	Erik Armstrong	1B	6-3	----	So.	Jupiter, Fla./Jupiter	R/R
19	Adam Miller	P	5-10	----	Sr.	Savannah, Ga./SCAD Savannah	L/L
21	Dylan Nasiatka	C	5-9	----	Sr.	Bakersfield, Calif./Hofstra	R/R
23	Kyle McCullough	P	5-10	----	Jr.	Deerfield Beach, Fla./Deerfield Beach	R/R
24	Conald Mansfield	DH	5-11	----	Sr.	Pensacola, Fla./Centenary	L/R
26	Miles Galvin	P	6-2	----	Jr.	Deerfield Beach, Fla./Curry College	R/R
27	Michael Heesch	P	6-5	----	Sr.	Crystal Lake, Ill./Illinois-Chicago	L/L
31	Alex Graham	P	6-1	----	So.	Gainesville, Fla./Buchholz	R/L
32	Junior Delatorre	P	6-0	----	Fr.	Beaufort, S.C./Beaufort	R/R
33	Blake Cilwick	3B	5-11	----	So.	Hobe Sound, Fla./Indian River CC	R/R
39	Stephen Richards	P	5-10	----	So.	Austin Town, Ohio/Home Schooled	R/R
44	Brandon Collins	1B	6-4	----	Sr.	Savannah, Ga./South Georgia	L/R
45	Colton Rudd	P	5-10	----	Sr.	Fort Pierce, Fla./Port St. Lucie	L/L
48	Matt Barger	P	6-8	----	Sr.	Atlanta, Ga./Southern Poly	L/L

**Head Coach:** Bryan Lewallyn

**Head Coach Record at School/Years:** 40-17/1 **Career Collegiate Record/Years:** 40-17/1

**Assistant Head Coaches:** Nolan Fuller, Kyle Jones, Mitchell Johnson

## World Series History

**Years: First**

# University of South Carolina Beaufort - 2012 Statistics

Batting	GP	GS	AVG	AB	R	H	2B	3B	HR	RBI	TB	SLG%	BB	HBP	SO	GDP	OB%	SF	SH	SB	SBA
Thompson, Kyle.....	6	0	0.571	7	1	4	0	0	0	0	4	0.571	0	1	0	0	0.625	0	0	0	0
McClinton, Terry.....	3	1	0.400	5	1	2	0	0	1	3	5	1.000	1	0	3	0	0.500	0	0	3	3
Cilwick, Blake.....	17	2	0.348	23	2	8	0	0	0	7	8	0.348	3	0	3	1	0.423	0	2	2	3
Hayes, Dom.....	31	21	0.343	70	11	24	2	1	1	17	31	0.443	6	1	3	1	0.397	1	1	3	4
Nasiatka, Dylan.....	53	52	0.335	188	10	63	15	2	1	29	85	0.452	22	5	7	2	0.413	3	6	1	1
Morris, Ashly.....	7	4	0.333	12	4	4	2	0	0	4	6	0.500	3	2	0	0	0.529	0	0	0	0
Torres, Gabe.....	55	52	0.330	182	31	60	6	0	0	20	66	0.363	15	3	24	0	0.386	2	6	13	17
Neal, R.J.....	49	47	0.325	157	43	51	8	1	0	23	61	0.389	25	2	22	1	0.419	2	6	17	21
Main, Ty.....	47	45	0.317	167	38	53	7	3	5	35	81	0.485	22	10	19	2	0.423	2	2	12	15
Campbell, Denzel.....	36	1	0.313	16	26	5	0	0	0	3	5	0.313	3	1	1	0	0.450	0	0	6	12
Mansfield, Conald.....	50	43	0.311	161	19	50	13	1	1	35	68	0.422	16	2	33	0	0.376	2	3	1	2
Collins, Brandon.....	31	16	0.302	63	13	19	3	1	2	19	30	0.476	10	1	14	3	0.405	0	1	1	1
O'neil, David.....	56	55	0.300	210	47	63	12	0	1	30	78	0.371	5	10	20	3	0.345	1	20	18	20
Youmans, Keifer.....	53	48	0.288	156	36	45	5	1	3	22	61	0.391	15	6	39	1	0.367	3	7	13	15
Armstrong, Erik.....	51	51	0.272	184	27	50	16	1	4	39	80	0.435	16	5	20	1	0.341	3	3	2	3
Ivey, Keenan.....	36	11	0.250	56	17	14	2	1	1	6	21	0.375	9	3	11	1	0.382	0	1	4	5
Smith, Weldon.....	54	53	0.248	165	26	41	8	0	1	27	52	0.315	14	3	24	2	0.315	2	9	6	10
Berry, DeShontay.....	28	9	0.214	42	8	9	0	0	0	2	9	0.214	1	0	14	0	0.233	0	2	2	3
Greene, David.....	7	2	0.143	14	0	2	0	0	0	0	2	0.143	0	0	4	0	0.143	0	0	0	0
Richards, Stephen.....	6	3	0.000	0	0	0	0	0	0	0	0	0.000	0	0	0	0	0.000	0	0	0	0
McCullough, Kyle.....	10	9	0.000	0	1	0	0	0	0	1	0	0.000	0	1	0	0	1.000	0	0	0	0
Barrineau, Andrew.....	19	2	0.000	0	0	0	0	0	0	0	0	0.000	0	0	0	0	0.000	0	0	0	0
Heesch, Michael.....	17	17	0.000	0	0	0	0	0	0	0	0	0.000	0	0	0	0	0.000	0	0	0	0
Rudd, Colton.....	16	0	0.000	0	0	0	0	0	0	0	0	0.000	0	0	0	0	0.000	0	0	0	0
Daniels, Caleb.....	7	5	0.000	0	0	0	0	0	0	0	0	0.000	0	0	0	0	0.000	0	0	0	0
Graham, Alex.....	18	0	0.000	0	0	0	0	0	0	0	0	0.000	0	0	0	0	0.000	0	0	0	0
Miller, Adam.....	20	16	0.000	0	0	0	0	0	0	0	0	0.000	0	0	0	0	0.000	0	0	0	0
Barger, Matt.....	10	0	0.000	0	0	0	0	0	0	0	0	0.000	0	0	0	0	0.000	0	0	0	0
Graney, Matthew.....	2	0	0.000	0	0	0	0	0	0	0	0	0.000	0	0	0	0	0.000	0	0	0	0
Delatorre, Junior.....	15	1	0.000	0	0	0	0	0	0	0	0	0.000	0	0	0	0	0.000	0	0	0	0
Bartlett, Hunter.....	2	0	0.000	3	0	0	0	0	0	0	0	0.000	0	0	0	0	0.000	0	0	0	0
Galvin, Miles.....	14	4	0.000	0	0	0	0	0	0	0	0	0.000	0	0	0	0	0.000	0	0	0	0
<b>Total:</b> .....	<b>57</b>		<b>0.301</b>	<b>1881</b>	<b>361</b>	<b>567</b>	<b>99</b>	<b>12</b>	<b>21</b>	<b>322</b>	<b>753</b>	<b>0.400</b>	<b>186</b>	<b>56</b>	<b>261</b>	<b>18</b>	<b>0.373</b>	<b>21</b>	<b>69</b>	<b>104</b>	<b>135</b>
<b>Opponents:</b> .....	<b>57</b>		<b>0.258</b>	<b>1875</b>	<b>217</b>	<b>483</b>	<b>83</b>	<b>12</b>	<b>19</b>	<b>191</b>	<b>647</b>	<b>0.345</b>	<b>122</b>	<b>35</b>	<b>386</b>	<b>32</b>	<b>0.308</b>	<b>15</b>	<b>23</b>	<b>76</b>	<b>111</b>

LOB - Team (433), Opp (344). IBB - Team (3), Opp (2). Picked Off - Team (5), Opp (8)

Pitching	ERA	W	L	GP	GS	CG	SHO	CBO	SV	IP	H	R	ER	BB	SO	2B	3B	HR	TBF	B/Avg	WP	HBP	BK	SFA	SHA
Delatorre, Junior	1.42	0	0	15	1	0	0	1	1	25.1	17	7	4	6	20	2	2	0	105	0.179	2	3	0	1	0
Heesch, Michael	2.13	9	2	17	17	5	1	2	0	114.0	102	36	27	12	108	18	3	2	457	0.236	2	5	0	0	7
Barrineau, Andrew	2.98	4	1	19	2	0	0	2	1	42.1	45	15	14	8	36	6	0	1	173	0.278	2	2	2	1	0
Barger, Matt	3.09	0	0	10	0	0	0	1	3	11.2	8	4	4	8	13	1	0	1	53	0.186	0	2	0	0	0
Miller, Adam	3.12	9	5	20	16	4	2	1	1	109.2	103	45	38	21	81	21	3	4	461	0.245	6	7	1	6	7
McCullough, Kyle	3.46	3	1	10	9	0	0	1	1	41.2	43	24	16	16	32	4	0	3	183	0.270	2	2	0	3	3
Rudd, Colton	3.52	2	2	16	0	0	0	2	5	30.2	26	15	12	11	25	4	0	0	132	0.226	4	3	0	1	2
Galvin, Miles	3.66	6	0	14	4	0	0	1	0	46.2	47	20	19	17	32	6	2	5	202	0.261	3	2	0	0	3
Graney, Matthew	4.50	0	0	2	0	0	0	0	0	2.0	2	1	1	0	0	0	0	0	8	0.250	1	0	0	0	0
Graham, Alex	5.04	5	3	18	0	0	0	0	0	30.1	31	19	17	11	19	9	0	0	132	0.282	2	7	0	2	2
Daniels, Caleb	6.23	1	2	7	5	0	0	1	0	17.1	28	14	12	4	11	3	0	1	85	0.364	0	3	0	0	1
Richards, Stephen	9.00	1	1	6	3	0	0	1	0	15.0	29	16	15	6	9	6	2	2	79	0.408	1	1	0	1	0
Total:	3.31	40	17	154	9	3	13	11	486.2	481	216	179	120	386	80	12	19	2070	0.257	25	37	3	15	25	
Opponents:	5.12	17	40	170	6	2	0	7	469.0	561	360	267	188	262	99	11	21	2212	0.297	45	53	0	22	63	

Fielding	GP	GS	C	PO	A	E	Fld.D%	DP	TP	SBA	RCS	SBA%	PB	CI	OBS
Thompson, Kyle	6	0	1	1	0	0	1.000	0	0	0	0	0.000	0	0	0
Barger, Matt	10	0	1	1	0	0	1.000	0	0	0	0	0.000	0	0	0
Campbell, Denzel	36	1	10	9	1	0	1.000	0	0	0	0	0.000	0	0	0
Graney, Matthew	2	0	1	1	0	0	1.000	0	0	0	0	0.000	0	0	0
Bartlett, Hunter	2	0	5	4	1	0	1.000	0	0	0	0	0.000	0	0	0
Greene, David	7	2	8	6	2	0	1.000	1	0	0	0	0.000	0	0	0
Richards, Stephen	6	3	6	4	2	0	1.000	0	0	0	0	0.000	0	0	0
Rudd, Colton	16	0	6	3	3	0	1.000	0	0	0	0	0.000	0	0	0
Daniels, Caleb	7	5	6	0	6	0	1.000	0	0	0	0	0.000	0	0	0
Collins, Brandon	31	16	95	79	15	1	0.989	4	0	4	1	0.800	0	0	0
Neal, R.J.	49	47	107	105	0	2	0.981	0	0	0	0	0.000	0	0	0
Armstrong, Erik	51	51	396	361	25	10	0.975	30	0	0	0	0.000	0	0	0
Berry, DeShontay	28	9	34	32	1	1	0.971	0	0	0	0	0.000	0	0	0
Youmans, Keifer	53	48	101	94	4	3	0.970	0	0	0	0	0.000	0	0	0
Main, Ty	47	45	67	63	2	2	0.970	0	0	0	0	0.000	0	0	0
Nasiatka, Dylan	53	52	399	339	48	12	0.970	0	0	71	31	0.696	0	0	0
Hayes, Dom	31	21	29	28	0	1	0.966	0	0	0	0	0.000	0	0	0
Miller, Adam	20	16	24	4	19	1	0.958	0	0	0	0	0.000	0	0	0
Torres, Gabe	55	52	279	144	120	15	0.946	24	0	2	1	0.667	0	0	0
Morris, Ashly	7	4	18	4	13	1	0.944	3	0	0	0	0.000	0	0	0
Cilwick, Blake	17	2	18	6	11	1	0.944	0	0	0	0	0.000	0	0	0
Smith, Weldon	54	53	273	93	164	16	0.941	28	0	0	0	0.000	0	0	0
Heesch, Michael	17	17	16	3	12	1	0.938	1	0	0	0	0.000	0	0	0
O'neil, David	56	55	161	36	115	10	0.938	3	0	0	0	0.000	0	0	0
Ivey, Keenan	36	11	65	27	33	5	0.923	9	0	0	0	0.000	0	0	0
Barrineau, Andrew	19	2	13	3	9	1	0.923	0	0	0	0	0.000	0	0	0
Delatorre, Junior	15	1	8	5	2	1	0.875	0	0	0	0	0.000	0	0	0
Galvin, Miles	14	4	6	3	2	1	0.833	0	0	0	0	0.000	0	0	0
Graham, Alex	18	0	8	1	5	2	0.750	0	0	0	0	0.000	0	0	0
Mccullough, Kyle	10	9	3	1	1	1	0.667	0	0	0	0	0.000	0	0	0
Mccinton, Terry	3	1	0	0	0	0	0.000	0	0	0	0	0.000	0	0	0
Mansfield, Conald	50	43	0	0	0	0	0.000	0	0	0	0	0.000	0	0	0
Total:	57		2164	1460	616	88	0.959	37	0	77	33	0.700	0	0	0
Opponents:	57		2137	1407	613	117	0.945	23	0	82	25	0.766	10	0	0



# Tennessee Wesleyan College - Bulldogs

## Quick Facts

Location.....Athens, Tenn.  
Enrollment.....1,100  
Nickname.....Bulldogs  
School Colors.....Royal Blue, Vegas and White  
Home Stadium.....Jack Bowling Field  
Capacity.....500  
President.....Dr. Harley Knowles  
Athletic Director.....Donny Mayfield  
SID.....Jennifer Harrison  
Conference.....Appalachian Athletic Conference  
2012 Overall Record.....48-11  
2012 Conference Record.....22-2  
Twitter.....@twcbulldogs

## Schedule

Date	Opponent	H/A	Score	W/L
1/28/2012	Southern Poly (Ga.)	N	14-5	W
1/28/2012	Auburn Montgomery (Ala.)	A	5-8	L
1/29/2012	Embry-Riddle (Fla.)	N	2-5	L
1/29/2012	Auburn Montgomery (Ala.)	A	0-7	L
2/8/2012	Shorter (Ga.)	H	8-5	W
2/12/2012	West Virginia Tech	H	9-10	L
2/13/2012	West Virginia Tech	H	3-2	W
2/13/2012	West Virginia Tech	H	5-2	W
2/15/2012	Lee (Tenn.)	H	8-7	W
2/18/2012	Indiana Tech	H	0-2	L
2/18/2012	Indiana Tech	H	7-3	W
2/21/2012	Trevecca Nazarene (Tenn.)	A	13-4	W
2/24/2012	Indiana Southeast	H	9-6	W
2/24/2012	Indiana Southeast	H	8-1	W
2/25/2012	Indiana Southeast	H	4-2	W
2/25/2012	Indiana Southeast	H	4-3	W
2/28/2012	Cumberland (Tenn.)	H	14-9	W
3/4/2012	Virginia Intermont *	H	10-4	W
3/4/2012	Virginia Intermont *	H	11-0	W
3/5/2012	Virginia Intermont *	H	13-3	W
3/6/2012	South Carolina Beaufort	A	6-3	W
3/7/2012	South Carolina Beaufort	A	11-7	W
3/10/2012	Milligan (Tenn.) *	A	9-4	W
3/10/2012	Milligan (Tenn.) *	A	8-3	W
3/11/2012	Milligan (Tenn.) *	A	13-3	W
3/13/2012	UVA-Wise (Va.)	H	13-1	W
3/14/2012	TN Temple	H	9-1	W
3/17/2012	Union (Ky.) *	H	11-7	W
3/17/2012	Union (Ky.) *	H	5-4	W
3/18/2012	Union (Ky.) *	H	17-14	W
3/21/2012	Trevecca Nazarene (Tenn.)	H	9-6	W
3/22/2012	Univ. of North Alabama	H	5-7	L
3/28/2012	Cumberland (Tenn.)	A	8-10	L
3/31/2012	Bluefield (Va.) *	A	4-5	L
3/31/2012	Bluefield (Va.) *	A	4-0	W
4/1/2012	Bluefield (Va.) *	A	9-4	W
4/6/2012	Point (Ga.) *	A	7-2	W
4/7/2012	Point (Ga.) *	A	5-0	W
4/7/2012	Point (Ga.) *	A	6-2	W
4/11/2012	Lee (Tenn.)	A	6-9	L
4/13/2012	Bryan (Tenn.) *	H	4-1	W
4/13/2012	Bryan (Tenn.) *	H	9-1	W
4/14/2012	Bryan (Tenn.) *	N	4-2	W
4/17/2012	Lee (Tenn.)	A	5-10	L
4/21/2012	Montreat (N.C.) *	A	3-4	L
4/21/2012	Montreat (N.C.) *	A	12-2	W
4/22/2012	Montreat (N.C.) *	A	16-1	W
4/24/2012	Young Harris	H	12-5	W
4/25/2012	Young Harris	A	5-4	W
4/26/2012	Reinhardt (Ga.) *	H	19-1	W
4/27/2012	Reinhardt (Ga.) *	H	8-3	W
4/27/2012	Reinhardt (Ga.) *	H	7-3	W
5/1/2012	Virginia Intermont	N	16-3	W
5/2/2012	Milligan (Tenn.)	H	15-4	W
5/3/2012	Reinhardt (Ga.)	N	15-2	W
5/4/2012	Union (Ky.)	N	5-3	W
5/10/2012	St. Francis (Ill.)	N	3-0	W
5/11/2012	Indiana Tech	N	11-5	W
5/12/2012	St. Francis (Ill.)	N	14-4	W

\*denotes conference game



Billy Berry  
Head Coach



Bryan Nicholson  
Jr., Left-Handed Pitcher/First Base

## Roster

No.	Name	Pos.	Ht.	Wt.	Yr.	Hometown	Bats/Throws
1	Travis Burnside	OF	6-2	190	Jr.	Waterloo, S.C./Spartanburg Methodist	R/R
2	Dale Ricketts	C	6-4	210	Sr.	Lara, Australia/Univ. of North Alabama	R/R
3	Tanner Quirk	OF	6-1	155	Sr.	Athens, Tenn./McMinn County HS	R/R
4	Thomas Sicking	INF	6-1	170	Sr.	Palmetto, Fla./Texas Pan American Univ.	R/R
7	Brad Carpenter	INF	5-7	155	Fr.	Franklin, Tenn./Franklin HS	R/R
8	Stephen Branca	INF	6-1	185	Sr.	Valrico, Fla./Univ. of Central Florida	R/R
10	Zach Fleshman	RHP	6-0	185	Jr.	Pilot Mountain, N.C./Surry CC	R/R
11	Corey Rhoney	RHP	5-9	200	Jr.	Valdese, N.C./Spartanburg Methodist	R/R
12	Alfonso Yevoli	LHP	6-3	220	Sr.	Palm Coast, Fla./High Point University	L/L
13	Jeremy Fitzgerald	RHP	6-0	185	Jr.	Stuarts Draft, Va./Patrick Henry CC	R/R
14	Anthony Boix	INF	6-0	185	Sr.	Miami, Fla./Seminole State CC	R/R
15	Miles Allen	OF	5-8	165	Jr.	Maryville, Tenn./Univ. of the Cumberlands	R/R
16	Jordan Guida	C	5-10	195	Sr.	Glendale, Ariz./Central Arizona CC	R/R
17	Taylor Oldham	INF	6-1	190	Sr.	Orlando, Fla./Covenant College	R/R
18	Brady Frey	RHP	6-2	190	Jr.	Goodlettsville, Tenn./Gulf Coast State	R/R
20	Jake Stone	OF	6-0	200	Jr.	Wilmington, N.C./College of Albemarle	L/R
22	Drew Levi	OF	6-3	200	Jr.	Saint Louis, Mo./Jefferson College	L/L
25	Brackton Smith	C	5-10	210	Fr.	Athens, Tenn./McMinn County HS	R/R
27	Corey Collins	RHP	6-1	170	Sr.	White House, Tenn./Volunteer State CC	R/R
28	Devin Paschal	INF	6-0	205	Sr.	Rhea County, Tenn./Rhea County HS	R/R
31	Drew Masingale	RHP	6-2	215	Fr.	Athens, Tenn./McMinn County HS	R/R
32	Josh Culler	LHP	6-0	185	Jr.	Newark, Del./Seminole State College of Florida	L/L
33	Levi Dean	RHP	6-5	225	Sr.	Centralia, Wash./Univ. of Tennessee	R/R
34	Ben Crocker	RHP	6-4	210	Sr.	Goodlettsville, Tenn./Volunteer State CC	R/R

**Head Coach:** Billy Berry

**Head Coach Record at School/Years:** 255-102/7 **Career Collegiate Record/Years:** 301-159/9

**Assistant Head Coaches:** Stephen Baker, Matt McCracken, Albert Gertz

## World Series History

**Years: 3 • Record 0-4 • Finished 1<sup>st</sup> 0; 2<sup>nd</sup> 0; 3<sup>rd</sup> 0; 4<sup>th</sup> 0**

2011 (0-2): L, 5-4 vs. Lewis-Clark State (Idaho); L, 8-6 vs. Oklahoma Baptist  
2010 (0-2): L, 3-2 vs. Embry-Riddle (Fla.); L, 10-3 vs. California Baptist



# Tennessee Wesleyan College - 2012 Statistics

Batting	GP	GS	AVG	AB	R	H	2B	3B	HR	RBI	TB	SLG%	BB	HBP	SO	GDP	OB%	SF	SH	SB	SBA
Branca, Stephen	59	58	0.442	208	80	92	18	1	16	65	160	0.769	28	10	37	1	0.524	2	1	16	21
Stone, Jake	58	57	0.409	198	61	81	19	2	11	68	137	0.692	35	7	24	1	0.506	3	1	6	6
Carpenter, Brad	17	4	0.393	28	10	11	3	0	1	8	17	0.607	2	3	5	0	0.485	0	0	0	0
Oldham, Taylor	55	53	0.361	180	51	65	9	0	19	83	131	0.728	27	5	17	4	0.451	3	2	5	7
Sicking, Thomas	53	50	0.349	169	44	59	8	1	0	34	69	0.408	12	7	15	1	0.402	6	7	18	18
Boix, Anthony	55	53	0.348	201	65	70	15	3	4	46	103	0.512	21	5	29	4	0.417	3	2	7	11
Levi, Drew	53	49	0.347	167	38	58	13	5	10	55	111	0.665	16	8	50	1	0.418	5	0	4	6
Fleshman, Zach	25	6	0.333	3	0	1	0	0	0	0	1	0.333	1	0	0	0	0.500	0	0	0	0
Smith, Brackton	29	13	0.318	44	10	14	2	0	1	3	19	0.432	5	3	5	1	0.415	1	2	1	1
Guida, Jordan	59	58	0.317	199	38	63	9	0	5	36	87	0.437	12	8	41	2	0.372	4	4	8	11
Burnside, Travis	54	53	0.284	201	39	57	3	0	1	30	63	0.313	29	1	24	0	0.369	5	5	23	26
Ricketts, Dale	54	52	0.283	152	11	43	9	0	8	34	76	0.500	32	9	48	1	0.426	4	5	0	0
Quirk, Tanner	40	21	0.228	79	16	18	3	0	0	6	21	0.266	4	2	23	0	0.279	1	3	1	1
Allen, Miles	44	0	0.200	15	32	3	1	0	0	1	4	0.267	0	0	5	0	0.188	1	0	13	18
Malone, Heath	7	2	0.143	7	2	1	0	0	0	0	1	0.143	0	0	3	0	0.143	0	1	0	0
Paschal, Devin	29	12	0.128	39	8	5	1	0	0	2	6	0.154	8	2	13	0	0.306	0	0	5	6
Masingale, Drew	7	0	0.000	1	0	0	0	0	0	0	0	0.000	0	0	0	0	0.000	0	0	0	0
Fitzgerald, Jeremy	15	15	0.000	0	0	0	0	0	0	0	0	0.000	0	0	0	0	0.000	0	0	0	0
Yevoli, Alfonso	20	5	0.000	0	0	0	0	0	0	0	0	0.000	0	0	0	0	0.000	0	0	0	0
Rhoney, Corey	14	10	0.000	0	0	0	0	0	0	0	0	0.000	0	0	0	0	0.000	0	0	0	0
Sprenger, Justin	1	0	0.000	0	0	0	0	0	0	0	0	0.000	0	0	0	0	0.000	0	0	0	0
Crocker, Ben	16	7	0.000	0	0	0	0	0	0	0	0	0.000	0	0	0	0	0.000	0	0	0	0
Frey, Brady	2	0	0.000	0	0	0	0	0	0	0	0	0.000	0	0	0	0	0.000	0	0	0	0
Collins, Corey	23	8	0.000	0	0	0	0	0	0	0	0	0.000	0	0	0	0	0.000	0	0	0	0
Culler, Josh	14	14	0.000	0	0	0	0	0	0	0	0	0.000	0	0	0	0	0.000	0	0	0	0
McDaniel, Josh	8	8	0.000	0	0	0	0	0	0	0	0	0.000	0	0	0	0	0.000	0	0	0	0
Dean, Levi	15	9	0.000	0	0	0	0	0	0	0	0	0.000	0	0	0	0	0.000	0	0	0	0
<b>Total:</b>	<b>59</b>		<b>0.339</b>	<b>1891</b>	<b>505</b>	<b>641</b>	<b>113</b>	<b>12</b>	<b>76</b>	<b>471</b>	<b>1006</b>	<b>0.532</b>	<b>232</b>	<b>70</b>	<b>339</b>	<b>16</b>	<b>0.415</b>	<b>38</b>	<b>33</b>	<b>107</b>	<b>132</b>
<b>Opponents:</b>	<b>59</b>		<b>0.254</b>	<b>1790</b>	<b>240</b>	<b>454</b>	<b>71</b>	<b>7</b>	<b>25</b>	<b>206</b>	<b>614</b>	<b>0.343</b>	<b>169</b>	<b>28</b>	<b>462</b>	<b>29</b>	<b>0.315</b>	<b>17</b>	<b>26</b>	<b>36</b>	<b>53</b>

LOB - Team (299), Opp (380). IBB - Team (9), Opp (2). Picked Off - Team (9), Opp (11)

Pitching	ERA	W	L	GP	GS	CG	SHO	CBO	SV	IP	H	R	ER	BB	SO	2B	3B	HR	TBF	B/Avg	WP	HBP	BK	SFA	SHA
Frey, Brady	0.00	0	0	2	0	0	0	0	0	2.0	4	1	0	0	3	0	0	0	11	0.364	3	0	0	0	0
Masingale, Drew	2.45	0	0	6	0	0	0	0	0	7.1	1	2	2	3	5	0	0	0	27	0.042	1	0	0	0	0
Rhoney, Corey	2.50	9	0	13	8	0	0	1	0	57.2	47	17	16	13	53	8	1	3	233	0.226	1	5	0	1	6
Culler, Josh	2.56	9	2	14	14	2	1	0	0	77.1	61	30	22	34	93	10	1	0	327	0.219	2	10	0	0	3
Collins, Corey	2.67	3	1	23	0	0	0	1	4	33.2	35	17	10	7	24	8	1	2	146	0.263	5	2	0	2	2
Yevoli, Alfonso	3.00	0	0	20	0	0	0	0	5	18.0	17	7	6	10	29	2	0	0	79	0.254	1	1	0	1	0
Fitzgerald, Jeremy	3.75	10	0	15	14	2	2	0	0	84.0	72	38	35	24	82	11	1	5	347	0.227	6	1	0	1	4
Fleshman, Zach	3.79	6	1	21	2	0	0	0	2	57.0	61	29	24	12	47	11	2	3	251	0.272	1	7	0	4	4
Dean, Levi	4.60	5	4	15	9	1	0	0	1	58.2	61	41	30	26	62	6	0	5	260	0.269	7	1	0	4	2
Crocker, Ben	5.08	3	0	16	5	0	0	0	1	39.0	42	30	22	25	37	5	0	4	190	0.266	2	1	0	2	4
Mcdaniel, Josh	6.10	3	2	8	7	1	0	0	0	31.0	40	26	21	15	25	9	1	3	150	0.308	3	0	0	2	3
Sprenger, Justin	9.00	1	0	1	0	0	0	0	0	2.0	3	2	2	1	2	1	0	0	10	0.333	0	0	0	0	0
Total:	3.66	49	10	154	6	3	2	13	467.2	444	240	190	170	462	71	7	25	2031	0.248	32	28	0	17	28	
Opponents:	8.64	10	49	204	5	0	0	6	444.0	639	505	426	228	339	109	12	76	2264	0.336	50	71	8	37	24	

Fielding	GP	GS	C	PO	A	E	Fld.D%	DP	TP	SBA	RCS	SBA%	PB	CI	OBS
Masingale, Drew	7	0	1	0	1	0	1.000	0	0	0	0	0.000	0	0	0
Smith, Brackton	29	13	52	52	0	0	1.000	0	0	2	0	1.000	0	0	0
Sprenger, Justin	1	0	1	0	1	0	1.000	0	0	0	0	0.000	0	0	0
Fitzgerald, Jeremy	15	15	10	3	7	0	1.000	1	0	0	0	0.000	0	0	0
Yevoli, Alfonso	20	5	1	0	1	0	1.000	0	0	0	0	0.000	0	0	0
Allen, Miles	44	0	2	2	0	0	1.000	0	0	0	0	0.000	0	0	0
Fleshman, Zach	25	6	10	1	9	0	1.000	0	0	0	0	0.000	0	0	0
Collins, Corey	23	8	5	3	2	0	1.000	0	0	0	0	0.000	0	0	0
Dean, Levi	15	9	10	3	7	0	1.000	1	0	0	0	0.000	0	0	0
Stone, Jake	58	57	429	401	23	5	0.988	32	0	0	0	0.000	0	0	0
Ricketts, Dale	54	52	366	332	28	6	0.984	2	0	29	12	0.707	12	1	0
Guida, Jordan	59	58	147	127	15	5	0.966	1	0	6	4	0.600	8	0	0
Boix, Anthony	55	53	230	87	135	8	0.965	20	0	0	0	0.000	0	0	0
Levi, Drew	53	49	51	48	1	2	0.961	0	0	0	0	0.000	0	0	0
Burnside, Travis	54	53	111	106	0	5	0.955	0	0	0	0	0.000	0	0	0
Quirk, Tanner	40	21	20	18	1	1	0.950	0	0	0	0	0.000	0	0	0
Carpenter, Brad	17	4	18	7	10	1	0.944	2	0	0	0	0.000	0	0	0
Crocker, Ben	16	7	16	7	8	1	0.938	3	0	0	0	0.000	0	0	0
Sicking, Thomas	53	50	64	44	16	4	0.938	1	0	0	0	0.000	0	0	0
Oldham, Taylor	55	53	119	36	75	8	0.933	1	0	0	0	0.000	0	0	0
Rhoney, Corey	14	10	12	4	7	1	0.917	1	0	0	0	0.000	0	0	0
Paschal, Devin	29	12	50	35	10	5	0.900	4	0	0	0	0.000	0	0	0
Culler, Josh	14	14	18	5	11	2	0.889	0	0	0	0	0.000	0	0	0
Branca, Stephen	59	58	251	80	142	29	0.884	32	0	0	0	0.000	0	0	0
McDaniel, Josh	8	8	7	0	6	1	0.857	0	0	0	0	0.000	0	0	0
Malone, Heath	7	2	4	1	2	1	0.750	0	0	0	0	0.000	0	0	0
Frey, Brady	2	0	0	0	0	0	0.000	0	0	0	0	0.000	0	0	0
<b>Total:</b>	<b>59</b>		<b>2005</b>	<b>1402</b>	<b>518</b>	<b>85</b>	<b>0.958</b>	<b>28</b>	<b>0</b>	<b>37</b>	<b>16</b>	<b>0.698</b>	<b>20</b>	<b>1</b>	<b>0</b>
<b>Opponents:</b>	<b>59</b>		<b>1951</b>	<b>1332</b>	<b>508</b>	<b>111</b>	<b>0.943</b>	<b>20</b>	<b>0</b>	<b>96</b>	<b>25</b>	<b>0.793</b>	<b>25</b>	<b>0</b>	<b>0</b>



## Championship History

Year	Location	Champion	Score	Runner-Up
1957	Alpine, Texas	Sul Ross State (Texas)	8-7	Rollins (Fla.)
1958	Alpine, Texas	San Diego State (Calif.)	23-9	Southwestern Oklahoma
1959	Alpine, Texas	Southern-Baton Rouge (La.)	10-2	Nebraska-Omaha
1960	Sioux City, Iowa	Whitworth (Wash.)	4-0	Georgia Southern
1961	Sioux City, Iowa	East Carolina (N.C.)	13-7	Sacramento State (Calif.)
1962	St. Joseph, Mo.	Georgia Southern	2-0	Portland State (Ore.)
1963	St. Joseph, Mo.	Sam Houston State (Texas)	2-1	Grambling (La.)
1964	St. Joseph, Mo.	West Liberty State (W.Va.)	3-2	Grambling (La.)
1965	St. Joseph, Mo.	Carson-Newman (Tenn.)	3-2	Nebraska-Omaha
1966	St. Joseph, Mo.	Linfield (Ore.)	15-4	Lewis (Ill.)
1967	St. Joseph, Mo.	New Mexico Highlands	6-1	Glassboro State (N.J.)
1968	St. Joseph, Mo.	William Jewell (Mo.)	4-3 (13)	Georgia Southern
1969	St. Joseph, Mo.	William Carey (Miss.)	5-3	La Verne (Calif.)
1970	Phoenix, Ariz.	Eastern Michigan	1-0	Northeastern Louisiana
1971	Phoenix, Ariz.	Linfield (Ore.)	9-8 (10)	David Lipscomb (Tenn.)
1972	Phoenix, Ariz.	La Verne (Calif.)	4-1	David Lipscomb (Tenn.)
1973	Phoenix, Ariz.	U.S. International (Calif.)	7-2	Eastern Connecticut
1974	St. Joseph, Mo.	Lewis (Ill.)	3-2	Sam Houston State (Texas)
1975	St. Joseph, Mo.	Lewis (Ill.)	2-1	Sam Houston State (Texas)
1976	St. Joseph, Mo.	Lewis (Ill.)	16-8	Lewis-Clark State (Idaho)
1977	St. Joseph, Mo.	David Lipscomb (Tenn.)	2-1	Southeastern Oklahoma
1978	St. Joseph, Mo.	Emporia State (Kan.)	8-6	Missouri Southern
1979	Nashville, Tenn.	David Lipscomb (Tenn.)	5-4	High Point (N.C.)
1980	Nashville, Tenn.	Grand Canyon (Ariz.)	5-4 (10)	Lewis (Ill.)
1981	Lubbock, Texas	Grand Canyon (Ariz.)	11-4	Winthrop (S.C.)
1982	Lubbock, Texas	Grand Canyon (Ariz.)	10-6	Lewis-Clark State (Idaho)
1983	Lubbock, Texas	Lubbock Christian (Texas)	12-9	Lewis-Clark State (Idaho)
1984	Lewiston, Idaho	Lewis-Clark State (Idaho)	15-2	Azusa Pacific (Calif.)
1985	Lewiston, Idaho	Lewis-Clark State (Idaho)	10-6	Dallas Baptist (Texas)
1986	Lewiston, Idaho	Grand Canyon (Ariz.)	6-5 (10)	Lewis-Clark State (Idaho)
1987	Lewiston, Idaho	Lewis-Clark State (Idaho)	11-4	Emporia State (Kan.)
1988	Lewiston, Idaho	Lewis-Clark State (Idaho)	9-3	Grand Canyon (Ariz.)
1989	Lewiston, Idaho	Lewis-Clark State (Idaho)	5-2	St. Francis (Ill.)
1990	Lewiston, Idaho	Lewis-Clark State (Idaho)	9-4	Auburn Montgomery (Ala.)
1991	Lewiston, Idaho	Lewis-Clark State (Idaho)	7-0	Oral Roberts (Okla.)
1992	Des Moines, Iowa	Lewis-Clark State (Idaho)	14-4	Mary Hardin-Baylor (Texas)
1993	Des Moines, Iowa	St. Francis (Ill.)	4-2	Southeastern Oklahoma
1994	Des Moines, Iowa	Kennesaw State (Ga.)	2-0	Southeastern Oklahoma
1995	Sioux City, Iowa	Bellevue (Neb.)	8-5	Cumberland (Tenn.)
1996	Sioux City, Iowa	Lewis-Clark State (Idaho)	9-0	St. Ambrose (Iowa)
1997	Sioux City, Iowa	Brewton-Parker (Ga.)	8-4	Bellevue (Neb.)
1998	Tulsa, Okla.	Albertson (Idaho)	6-3	Indiana Tech
1999	Jupiter, Fla.	Lewis-Clark State (Idaho)	7-2	Albertson (Idaho)
2000	Lewiston, Idaho	Lewis-Clark State (Idaho)	10-1	Dallas Baptist (Texas)
2001	Lewiston, Idaho	Birmingham-Southern (Ala.)	8-3	Lewis-Clark State (Idaho)
2002	Lewiston, Idaho	Lewis-Clark State (Idaho)	12-8	Oklahoma City
2003	Lewiston, Idaho	Lewis-Clark State (Idaho)	7-5	Oklahoma City
2004	Lewiston, Idaho	Cumberland (Tenn.)	10-3	Oklahoma City
2005	Lewiston, Idaho	Oklahoma City	8-1	Embry-Riddle (Fla.)
2006	Lewiston, Idaho	Lewis-Clark State (Idaho)	5-4 (11)	Cumberland (Tenn.)
2007	Lewiston, Idaho	Lewis-Clark State (Idaho)	9-2	Spring Arbor (Mich.)
2008	Lewiston, Idaho	Lewis-Clark State (Idaho)	8-3	Lee (Tenn.)
2009	Lewiston, Idaho	Lubbock Christian (Texas)	11-8	Point Loma Nazarene (Calif.)
2010	Lewiston, Idaho	Cumberland (Tenn.)	4-3	Lee (Tenn.)
2011	Lewiston, Idaho	Concordia (Calif.)	9-3	Lubbock Christian (Texas)

# Championship History

## Individual Single-Game World Series Records

### Batting

#### Most Times at Bat

9, Lane Johnson, Winona State (Minn.) vs. Defiance (Ohio), 1961 (16 innings)

#### Most Times at Bat, 9-Inning Game

8, Duane Church, Lewis-Clark State (Idaho) vs. Southern Arkansas, 1987

#### Most Runs

5, several

#### Most Hits

6, Pat Mackey, Lewis-Clark State (Idaho) vs. Grand Canyon (Ariz.), 1987

#### Most Singles

5, several, last to occur, Brandon Kaye, Oklahoma City vs. Embry-Riddle (Fla.), 2002

#### Most Doubles

3, several, last to occur, Roberto Reyes Lee (Tenn.) vs. Faulkner (Ala.), 2011

#### Most Triples

2, several

#### Most Home Runs

3, several, last to occur, Beau Mills, Lewis-Clark State (Idaho) vs. Spring Arbor (Mich.), 2007

#### Most Runs Batted In

10, Larry Kozeny, Nebraska-Omaha vs. Southern (La.), 1959

#### Most Total Bases

14, Brian Steffek, Dallas Baptist (Texas) vs. Dominican (N.Y.), 1999  
 14, Chris Bradshaw, Oklahoma City vs. Cumberland (Tenn.), 1998  
 14, Joe Padilla, Lewis-Clark State (Idaho) vs. Southern California College, 1985  
 14, Larry Kozeny, Nebraska-Omaha vs. Southern (La.), 1959

#### Most Stolen Bases

4, Jeremy McCarty, Southeastern Oklahoma vs. Bellevue (Neb.), 1997  
 4, Jerry Bartley, Nebraska-Omaha vs. Southern (La.), 1959

#### Stole Home

Saul Meza, Embry-Riddle (Fla.) vs. Belhaven (Miss.), 2010  
 Ethan Rodriguez, Lewis-Clark State (Idaho) vs. Geneva (Pa.), 1996

#### Most Bases on Balls

5, Fred Long, La Verne (Calif.) vs. St. Cloud State (Minn.), 1969  
 5, Louis Diess, Paterson State (N.J.) vs. Central Arkansas, 1959

#### Most Times Striking Out

5, Kris Miller, Lewis-Clark State (Idaho) vs. Oklahoma City, 2009

#### Hit for Cycle

Joey Dyche, Lewis-Clark State (Idaho) vs. Spalding (Ky.), 2005

### Pitching

#### Most Innings Pitched

13, Jed Dorough, Cumberland (Tenn.) vs. St. Francis (Ill.), 1993  
 13, Ivan Lawler, St. Francis (Ill.) vs. Cumberland (Tenn.), 1993  
 13, Clyde Wright, Carson-Newman (Tenn.) vs. Wisconsin-Whitewater, 1965

#### Most Strikeouts

22, Clyde Wright, Carson-Newman (Tenn.) vs. Wisconsin-Whitewater, 1965 (13 innings)

#### Most Strikeouts, 9-Inning Game

19, Mark Dilley, Winona State (Minn.) vs. California State (Pa.), 1962  
 19, Larry Crayton, East Carolina (N.C.) vs. Grambling (La.), 1961

#### Most Consecutive Strikeouts

7, Tyler Curtis, Lubbock Christian (Texas) vs. Oklahoma City, 2011  
 7, Colin Perschon, Lewis-Clark State (Idaho) vs. Bellevue (Neb.), 2001  
 6, Clyde Parquet, Grambling (La.) vs. Slippery Rock (Pa.), 1961

#### Most Bases on Balls

10, Bob Barr, Phillips (Okla.) vs. Lewis (Ill.), 1975  
 10, Bob Dostal, Grambling (La.) vs. Slippery Rock (Pa.), 1961

#### Most Wild Pitches

4, several

#### No-Hit Games

Rick Riddle, Wilmington (Del.) vs. Mount Olive (N.C.), 1992 (9 innings)  
 Kevin Mendon, Emporia State (Kan.) vs. Missouri Southern, 1978 (9 innings)

#### One-Hit Games (Min. 9 innings)

several, last to occur, Bart Haley, Grand Canyon (Ariz.) vs. Missouri Southern, 1986

#### Fielding

##### Most Putouts, 1B

20, Shane Tipton, Cumberland (Tenn.) vs. St. Francis (Ill.), 1993 (13 innings)

##### Most Assists, 1B

5, Forrest Denman, Dallas Baptist (Texas) vs. Grand Canyon (Ariz.), 1990

##### Most Errors, 1B

3, several

##### Most Putouts, 2B

9, Emil Verban, Lewis (Ill.) vs. David Lipscomb (Tenn.), 1971

##### Most Assists, 2B

11, Dave Fraser, U.S. International (Calif.) vs. Wisconsin-Oshkosh, 1973

##### Most Errors, 2B

3, several

##### Most Putouts, SS

10, Rick Beeler, Lewis (Ill.) vs. David Lipscomb (Tenn.), 1971  
 11, Larry Libeer, William Jewell (Mo.) vs. Georgia Southern, 1968 (13 innings)

##### Most Assists, SS

8, several, last Brendan Ryan, Lewis-Clark State (Idaho) vs. Albertson (Idaho), 2002

##### Most Errors, SS

4, several

##### Most Putouts, 3B

5, several

##### Most Assists, 3B

9, Jay Bandonis, Linfield (Ore.) vs. Lewis (Ill.), 1966

##### Most Errors, 3B

4, Larry Hancock, U.S. International (Calif.) vs. East Carolina (N.C.), 1963  
 4, Joe Gore, Indiana State vs. Elon (N.C.), 1958



## Championship History

### Most Putouts, OF

9, Pookie Wilson, Auburn Montgomery (Ala.) vs. Oklahoma City, 1992  
9, Lowel Frederick, Defiance (Ohio) vs. Nebraska-Omaha, 1961

### Most Assists, OF

2, several, last to occur, Chris Hoffer, Southern Poly State (Ga.) vs. Oklahoma City, 2009

### Most Errors, OF

3, Ed Nordskog, Bemidji State (Minn.) vs. Saint Xavier (Ill.), 1982

### Most Putouts, C

23, W.A. Wright, Carson-Newman (Tenn.) vs. Wisconsin-Whitewater, 1965 (14 innings)  
20, Dennis Rieger, Whitworth (Wash.) vs. Morningside (Iowa), 1960

### Most Assists, C

7, Gavin Concepcion, Lewis-Clark State (Idaho) vs. Lee (Tenn.), 2005

### Most Errors, C

3, Mike Kakalow, Auburn Montgomery (Ala.) vs. Winona State (Minn.), 1992  
3, Rich Baranak, Lewis (Ill.) vs. Sam Houston (Texas), 1974  
3, Dan Wotovich, Slippery Rock (Pa.) vs. Grambling (La.), 1961

### Most Putouts, P

4, Kyle Channing, Dallas Baptist (Texas) vs. St. Francis (Ill.), 1985

### Most Assists, P

6, Jay Schwalm, Eastern Michigan vs. William Jewell (Mo.), 1968  
6, Phil Niekro, West Liberty State (W.Va.) vs. Sam Houston (Texas), 1964 (10 innings)

### Most Errors, P

3, several

### Most Passed Balls

4, Bob Teresak, Monmouth (N.J.) vs. William Jewell (Mo.), 1977

## Individual World Series Records

### Batting

#### Most Times at Bat

33, Chad Miltenberger, Lewis-Clark State (Idaho), 7 games, 1984  
33, Bob Fannin, Lubbock Christian (Texas), 7 games, 1983

#### Most Runs

21, Rusty Harris, Lewis-Clark State (Idaho), 6 games, 1987

#### Most Hits

20, Pat Mackey, Lewis-Clark State (Idaho), 6 games, 1987

#### Most Consecutive Hits

12, Pat Mackey, Lewis Clark State (Idaho), 1987

#### Most Times at Bat without a Hit

24, Chris Stokes, Grand Canyon (Ariz.), 6 games, 1981

#### Most Singles

15, Pat Mackey, Lewis-Clark State (Idaho), 6 games, 1987

#### Most Doubles

5, several, last to occur, Brian Ward, Lewis-Clark State (Idaho), 6 games, 2008

#### Most Triples

3, several

### Most Home Runs

6, Chris Bradshaw, Oklahoma City, 5 games, 1998

### Most Runs Batted In

18, Larry Kozeny, Nebraska-Omaha, 7 games, 1959

### Most Total Bases

33, Chris Bradshaw, Oklahoma City, 5 games, 1998

### Most Stolen Bases

7, several

### Most Bases on Balls

15, Chet Feldman, Lubbock Christian (Texas), 7 games, 1983  
15, Fred Long, La Verne (Calif.), 6 games, 1969

### Most Times Striking Out

13, Ben Himes, Oklahoma City, 6 games, 2003

### Highest Batting Average, 1B

.700, Jack Yard, Point Park (Pa.), 1991 (7-10)

### Highest Batting Average, 2B

.640, Chris Getz, Lindenwood (Mo.), 2007 (9-14)

### Highest Batting Average, SS

.667, Todd Muecklisch, Lewis-Clark State (Idaho), 2009 (8-12)

### Highest Batting Average, 3B

.565, Jeff Peck, Eastern Michigan, 1970 (13-23)

### Highest Batting Average, OF

.741, Pat Mackey, Lewis-Clark State (Idaho), 1987 (20-27)

### Highest Batting Average, C

.667, Daniel Calverly, Embry-Riddle (Fla.), 1999 (6-9)

### Highest Batting Average, DH

.600, Tory Haven, Lewis-Clark State (Idaho), 2002 (6-10)

## Pitching

### Most Games Pitched

5, several, last to occur, Tucker Rigsby, Embry-Riddle (Fla.), 2002

### Most Games Won

3, several

### Most Complete Games

3, Kenneth Lange, Glassboro State (N.J.), 1967

### Most Shutouts

2, Andy Torres, Lewis-Clark State (Idaho), 2002  
2, Kevin Hite, Cumberland (Tenn.), 1995

### Most Innings Pitched

28, Jimmy Dobson, Georgia Southern, 3 games, 1968

### Most Strikeouts

37, Clyde Wright, Carson-Newman (Tenn.), 2 games, 1965  
37, Ray Washburn, Whitworth (Wash.), 3 games, 1960

### Most Bases on Balls

19, Ted Hendry, Portland State (Ore.), 1962

# Championship History

## Most Wild Pitches

6, Nick Love, Bellevue (Neb.), 2007

## Fewest Hits Allowed (Min. 10 innings)

3, Alton Arnold, Sam Houston (Texas), 13 innings, 2 games, 1961

## Fewest Earned Runs Allowed (Min. 10 innings)

0, several, last to occur, Scott Swinson, Lee (Tenn.) 11 innings, 2 games, 2010

## Fielding

### Most Chances Accepted, 1B

74, Rick Janssen, Indiana Tech, 1998

74, Bob Fannin, Lubbock Christian (Texas), 1983

### Most Errors, 1B

6, Dave Minnick, David Lipscomb (Tenn.), 1971

### Most Chances Accepted, 2B

52, Darrell Baggett, Kennessaw State (Ga.), 1994

### Most Errors, 2B

5, Melvin Roman, Southeastern Oklahoma, 1993

### Most Chances Accepted, SS

50, Brian Thomas, Lewis-Clark State (Idaho), 1984

### Most Errors, SS

8, Keith Bohanan, Oklahoma City, 2002

### Most Chances Accepted, 3B

36, Mario Najera, California Baptist, 1997

### Most Errors, 3B

6, Larry Hancock, U.S. International (Calif.), 1963

### Most Chances Accepted, OF

24, Wally Cockrell, East Carolina (N.C.), 1961

### Most Errors, OF

3, Nolan Lane, Saint Xavier (Ill.), 1988

3, Joe French, Grand Canyon (Ariz.), 1987

3, Ed Nordskog, Bemidji State (Minn.), 1982

### Most Chances Accepted, C

70, W.A. Wright, Carson-Newman (Tenn.), 1965

### Most Errors, C

4, several

### Most Chances Accepted, P

12, Jim Gerlach, Grand Canyon (Ariz.), 1980

12, Bill Nouns, William Carey (Miss.), 1969

### Most Errors, P

4, Don Peters, St. Francis (Ill.), 1990

### Most Passed Balls

4, several

## Individual Career World Series Records

### Batting

#### Most Games Played

25, Brian Thomas, Lewis-Clark State (Idaho), 1982-83-84-85

## Most Times at Bat

98, Rusty Harris, Lewis-Clark State (Idaho), 1984-85-86-87, 24 games

## Most Runs

35, Rusty Harris, Lewis-Clark State (Idaho), 1984-85-86-87, 24 games

## Most Hits

34, Lonnie Phillips, Lewis-Clark State (Idaho), 1985-86-87, 18 games

## Most Doubles

9, Chad Miltenberger, Lewis-Clark State (Idaho), 1983-84, 13 games

## Most Triples

3, several

## Most Home Runs

6, Lonnie Phillips, Lewis-Clark State (Idaho), 1985-86-87, 18 games

6, Allan Peterson, Lewis-Clark State (Idaho), 1983-84, 13 games

## Most Runs Batted In

36, Brian Thomas, Lewis-Clark State (Idaho), 1982-83-84-85, 25 games

## Most Total Bases

57, Lonnie Phillips, Lewis-Clark State (Idaho), 1985-86-87, 18 games

## Most Stolen Bases

7, By four individuals

## Highest Batting Average

.511, Pete Bethea, Grand Canyon (Ariz.), 1981-82, 11 games (23-45)

## Pitching

### Most Games Pitched

9, Kal Koenig, David Lipscomb (Tenn.), 1978-79-80-81

### Most Games Won

5, Tom Brennan, Lewis (Ill.), 1971-72-74

5, Ken Lange, Glassboro State (N.J.), 1965-67-68

### Most Games Lost

3, Sal Ingemi, Glasboro State (N.J.), 1965-67-68

3, Candy Robinson, Grambling (La.), 1961-63-64

### Most Innings Pitched

51, Ken Lange, Glasboro State (N.J.), 1965-67-68

### Most Bases on Balls

24, Sal Ingemi, Glassboro State (N.J.), 1965-67-68

### Most Strikeouts

47, Ken Lange, Glassboro State (N.J.), 1965-67-68

## Team Single-Game World Series Records

### Batting

#### Most Times at Bat

59, Winona State (Minn.) vs. Defiance (Ohio), 1961 (16 innings)

#### Most Times at Bat, Both Teams

111, Winona State (Minn.) (59) vs. Defiance (Ohio) (52), 1961 (16 innings)

#### Most Times at Bat, 9-Inning Game

54, Lewis-Clark State (Idaho) vs. Southern California College, 1985



## Championship History

### Most Times at Bat, 9-Inning Game, Both Teams

104, Grand Canyon (Ariz.) (57) vs. Point Park (Pa.) (47), 1986

### Most Runs

25, Lewis-Clark State (Idaho) vs. Grand Canyon (Ariz.), 1987

### Most Runs, Both Teams

45, Southern Arkansas (23) vs. Grand Canyon (Ariz.) (22), 1987

### Most Runs, One Inning

12, St. Ambrose (Iowa) vs. Ohio Dominican, 1996

12, San Diego State (Calif.) vs. Southwestern Oklahoma, 1958

### Most Hits

24, Grand Canyon (Ariz.) vs. Huntingdon (Ala.), 1987

24, Lewis-Clark State (Idaho) vs. Southern Arkansas, 1987

24, Kansas Newman vs. Coastal Carolina (S.C.), 1983

### Most Hits, Both Teams

43, Union (Tenn.) (23) vs. Liberty Baptist (Va.) (20), 1983

### Most Singles

19, Kansas Newman vs. Coastal Carolina (S.C.), 1983

### Most Doubles

9, Southeastern Oklahoma vs. Wilmington (Del.), 1994

### Most Triples

4, several

### Most Home Runs

7, Lewis-Clark State (Idaho) vs. Southern Tech (Ga.), 1986

### Most Runs Batted In

22, Lewis-Clark State (Idaho) vs. Southern Arkansas, 1987

### Most Total Bases

48, Grand Canyon (Ariz.) vs. Huntingdon (Ala.), 1987

### Most Total Bases, Both Teams

65, Lewis-Clark State (Idaho) (39) vs. Grand Canyon (Ariz.) (26), 1987

### Most Stolen Bases

11, Georgetown (Ky.) vs. Winona State (Minn.), 1988

## Pitching

### Most Pitchers Used

7, several, last to occur, Oklahoma City vs. Lewis-Clark State (Idaho), 2008; Lee (Tenn.) vs. Lewis-Clark State (Idaho), 2008

### Most Pitchers Used, Both Teams

12, Spalding (Ky.) (7) vs. Aquinas (Mich.) (5), 2005

### Most Bases on Balls

17, David Lipscomb (Tenn.) vs. Appalachian State (N.C.), 1971

### Most Strikeouts

24, Carson-Newman (Tenn.) vs. Wisconsin-Whitewater, 1965 (14 innings)

19, East Carolina vs. Grambling (La.), 1961

## Fielding

### Most Chances Accepted

79, Winona State (Minn.) vs. Defiance (Ohio), 1961, 16 innings (48 PO, 25 A, 6E)

### Most Chances Accepted, 9-Inning Game

54, La Verne (Calif.) vs. St. Cloud State (Minn.), 1969 (27 PO, 21 A, 6 E)

### Most Assists

25, Winona State (Minn.) vs. Defiance (Ohio), 1961 (16 innings)

### Most Assists, 9-Inning Game

23, Southeastern Oklahoma vs. St. Mary's (Texas), 1995

### Most Errors

10, Lewis (Ill.) vs. Winona State (Minn.), 1963

### Most Double Plays

7, Concordia (Calif.) vs. Oklahoma Baptist, 2011

5, Mount Vernon Nazarene (Ohio) vs. Dominican (N.Y.), 1997

5, Grand Canyon (Ariz.) vs. Lewis-Clark State (Idaho), 1986

5, Winthrop (S.C.) vs. Grand Canyon (Ariz.), 1981

### Most Double Plays, Both Teams

10, Concordia (Calif.) (7) vs. Oklahoma Baptist (3), 2011

### Most Triple Plays

1, Oklahoma City vs. LSU Shreveport (La.), 2003

1, Georgetown (Ky.) vs. Lewis-Clark State (Idaho), 1988

1, Sam Houston (Texas) vs. Portland State (Ore.), 1962

## Team World Series Records

### Batting

#### Most Times at Bat

263, Lewis-Clark State (Idaho), 1984, 7 games

#### Most Runs

105, Lewis-Clark State (Idaho), 1987, 6 games

#### Most Hits

102, Lewis-Clark State (Idaho), 1987 (6 games)

#### Most Singles

67, Oklahoma City, 2002, 6 games

#### Most Doubles

26, Lewis-Clark State (Idaho), 1987, 6 games

#### Most Triples

12, David Lipscomb (Tenn.), 1971, 5 games

#### Most Home Runs

16, Lewis-Clark State (Idaho), 1985, 6 games

16, Grand Canyon (Ariz.), 1987, 4 games

#### Most Runs Batted In

91, Lewis-Clark State (Idaho), 1987, 6 games

#### Most Total Bases

172, Lewis-Clark State (Idaho), 1987, 6 games

#### Most Stolen Bases

21, Embry-Riddle (Fla.) (23 attempts), 2002

#### Most Bases on Balls Received

58, Lewis-Clark State (Idaho), 1987, 6 games

# Championship History

## Most Times Striking Out

55, Oklahoma City, 2003, 6 games

## Highest Batting Average

.418, Lewis-Clark State (Idaho), 1987 (102-244), 6 games

## Lowest Batting Average

.068, William Jewell (Mo.), 1967 (4-59), 2 games

## Pitching

### Most Complete Games

5, several

### Most Shutouts

3, Lewis-Clark State (Idaho), 2002, 6 games

3, Whitworth (Wash.), 1960, 5 games

### Most Consecutive Scoreless Innings

33, Grand Canyon (Ariz.), 1980, 4 games

### Fewest Hits Allowed

66, Georgia Southern, 1968, 7 games

26, Georgia Southern, 1960, 6 games

22, Glassboro State (N.J.), 1965, 5 games

14, Carson-Newman (Tenn.), 1965, 4 games

### Most Hits Allowed

79, Oklahoma City, 2002, 6 games

78, Nebraska-Omaha, 1959, 7 games

70, Union (Tenn.), 1983, 5 games

62, Grand Canyon (Ariz.), 1987, 4 games

### Fewest Runs Allowed

30, Georgia Southern, 1968, 7 games

11, Grand Canyon (Ariz.), 1980, 6 games

11, West Liberty State (W.Va.), 1964, 6 games

11, Georgia Southern, 1960, 6 games

9, St. Francis (Ill.), 1993, 5 games

5, Sam Houston (Texas), 1963, 4 games

5, Georgia Southern, 1962, 4 games

### Most Runs Allowed

63, Southern Arkansas, 1987, 5 games

62, Grand Canyon (Ariz.), 1987, 4 games

51, Oklahoma City, 2002, 6 games

50, Nebraska-Omaha, 1959, 7 games

### Fewest Bases on Balls

21, Georgia Southern, 1968, 7 games

9, Indiana Tech, 1998, 6 games

7, Lewis-Clark State (Idaho), 1992, 5 games

6, Sam Houston (Texas), 1963, 4 games

### Most Bases on Balls

46, Grand Canyon (Ariz.), 1986, 6 games

46, David Lipscomb (Tenn.), 1971, 6 games

42, Union (Tenn.), 1983, 5 games

40, Nebraska-Omaha, 1959, 7 games

32, Southeastern Oklahoma, 1981, 4 games

## Fewest Strikeouts

28, Nebraska-Omaha, 1959, 7 games

23, Southwestern (Texas), 1984, 6 games

17, Lewis (Ill.), 1980, 5 games

17, Spring Arbor, 2007, 5 games

14, Glassboro State (N.J.), 1969, 4 games

## Most Strikeouts

65, Carson-Newman (Tenn.), 1965, 4 games

65, Lewis-Clark State (Idaho), 1988, 6 games

62, Whitworth (Wash.), 1960, 5 games

55, Lubbock Christian (Texas), 1983, 7 games

55, Lee (Tenn.), 2011, 6 games

## Lowest Earned Run Average

3.19, Georgia Southern, 1968, 7 games (23 ER, 65 IP)

0.85, Northeast Louisiana, 1970, 6 games (5 ER, 52.2 IP)

0.80, Lewis-Clark State (Idaho), 1996, 5 games (4 ER, 45 IP)

0.79, Georgia Southern, 1962, 4 games (3 ER, 34 IP)

## Most Hit Batsmen

15, Oklahoma City, 2002, 6 games

## Fielding

### Most Chances Accepted

295, Lewis-Clark State (Idaho), 1984, 7 games

274, West Liberty (W.Va.), 1964, 6 games

232, Mary Hardin-Baylor (Texas), 1992, 5 games

226, Concordia (Calif.), 2011, 6 games

209, Lubbock Christian (Texas), 2011, 6 games

205, Phillips (Okla.), 1985, 4 games

### Most Assists

95, Lewis-Clark State (Idaho), 1984, 7 games

85, Oklahoma City, 2002, 6 games

85, Southwestern (Texas), 1984, 6 games

84, Mary Hardin-Baylor (Texas), 1992, 5 games

78, Phillips (Okla.), 1985, 4 games

### Most Double Plays

12, Lewis Clark State (Idaho), 1991, 6 games

12, Kennesaw State (Ga.), 5 games

### Most Triple Plays

1, LSU Shreveport (La.), 2003

1, Georgetown (Ky.), 1988

1, Sam Houston (Texas), 1962

### Most Errors

20, Nebraska-Omaha, 1959, 7 games

25, Linfield (Ore.), 1971, 6 games

17, Azusa Pacific (Calif.), 1982, 5 games

17, Lewis-Clark State (Idaho), 1976, 5 games

16, Nebraska-Omaha, 1961, 4 games

### Best Fielding Percentage

.991, Albertson College (Idaho), 2002, 5 games

.988, La Verne (Calif.), 1975, 4 games

.988, Glassboro State (N.J.), 1969, 4 games

.982, Lee (Tenn.), 2008, 6 games

.978, Embry-Riddle (Fla.), 2005, 6 games

.978, Eastern Michigan, 1970, 6 games

.963, Lewis-Clark State (Idaho), 1984, 7 games



# Championship History

## Team Miscellaneous

### Most Runners Left on Base, Game

23, Lewis-Clark State (Idaho) vs. Southern Arkansas, 1987

### Most Runners Left on Base, Series

71, Lewis-Clark State (Idaho), 1987, 6 games

### Most Years in World Series

29 Lewis-Clark State (Idaho) (1976-78-79-80-82-83-84-85-86-87-88-89-90-91-92-96-99-00-01-02-03-04-05-06-07-08-09-10-11)

### Most Worlds Series Titles Won

16, Lewis-Clark State (Idaho)

### Most Games Won in World Series

118, Lewis-Clarks State (Idaho) (29 appearances)

### Most Consecutive Victories in Tournament

20, Grand Canyon (Ariz.), 1980-81-82-86

### Single-Game Attendance Record

8,799, David Lipsomb (Tenn.) vs. High Point (N.C.), 1979 (championship game, Nashville, Tenn.)

### Longest Game (Innings)

16, Wartburg (Iowa) vs. West Liberty State (W.Va.), 1964

16, Defiance (Ohio) vs. Winona State (Minn.), 1961

### Longest Game (Time)

4:42, Lubbock Christian (Texas) vs. Lewis-Clark State (Idaho), 1983 (10 innings)

### Shortest Game (Time)

1:38, Valdosta State (Ga.) vs. Malone (Ohio), 1973

### Most Players Used in Game

23, Concordia (Ore.) vs. Embry-Riddle (Fla.), 2004

### Most Players Used in Game, Both Teams

39, Spalding (Ky.) (20) vs. Embry-Riddle (Fla.) (19), 2002

### Tournament Attendance Record

45,475, at Lewiston, Idaho, 2008

43,670, at Lewiston, Idaho, 2006

### Overall World Series Records

Highest Batting Average, all teams.....	336.....	1987
Lowest Batting Average, all teams .....	194.....	1962
Highest Earned Run Average, all teams.....	8.94.....	1987
Lowest Earned Run Average, all teams .....	1.89.....	1965
Highest Fielding Average, all teams .....	969.....	1995
Lowest Fielding Average, all teams.....	916.....	1961
Most Hits, all teams .....	448.....	2002
Most Runs, all teams .....	370.....	1987
Most Doubles, all teams .....	75.....	1983
Most Triples, all teams.....	38.....	1971
Most Home Runs, all teams .....	62.....	1987
Most Runs Batted In, all teams.....	324.....	1987
Most Bases on Balls Received, all teams.....	225.....	1983
Most Hit Batsmen, all teams.....	54.....	2008, 2002
Most Stolen Bases, all teams .....	62.....	1980, 1981
Most Times Striking Out, all teams .....	282.....	2001
Most Double Plays, all teams .....	44.....	1986
Most Errors, all teams.....	103.....	1961
Most Left on Base, all teams .....	347.....	1984

## National Championship Game Notes

Average margin of victory: 4.3 (difference of 237)

Average runs scored by winning team: 7.7 (424 total)

Average runs scored by losing team: 3.4 (187 total)

Total shutouts: 6

Extra inning games: 5

Longest game: 13 innings, William Jewell (Mo.) def. Georgia Southern 4-3, 1968

Games decided by one run: 15

Highest combined score: 32, San Diego State (Calif.) (23) vs. Southwestern

Oklahoma (9), 1958

Most runs scored by winner: 23, San Diego State def. Southwestern Oklahoma

23-9, 1958

Most runs scored by loser: 9, Lewis-Clark State (Idaho) vs. Lubbock Christian

(Texas), 1983; 9, Southwestern Oklahoma vs. San Diego State (Calif.), 1958

Largest margin of victory: 14, San Diego State (Calif.) (23) vs. Southwestern

Oklahoma (9), 1958

Total number of teams to play in the championship game: 54

Total number of teams to win a championship: 31

Total number of teams with multiple championships: 7

Total number of states represented in the game: 41 (including Canadian provinces)



# Championship History

## All-Time Participation

School (Years Participated)	Years	Record	Pct.	1st	2nd	3rd	4th
Adams State (Colo.) (1958).....	1	0-2	.000	0	0	0	0
Anderson (Ind.) (1965-84-87).....	3	1-6	.143	0	0	0	0
Appalachian State (N.C.) (1969-71).....	2	0-4	.000	0	0	0	0
Aquinas (Mich.) (2005).....	1	1-2	.333	0	0	0	0
Auburn Montgomery (Ala.) (1990-92-06).....	3	8-6	.571	0	1	0	0
Azusa Pacific (Calif.) (1981-82-84-07-08).....	5	10-10	.500	0	1	2	0
Belhaven (Miss.) (2010).....	1	1-2	.333	0	0	0	0
Bellevue (Neb.) (1995-97-98-99-00-01-02-03-04-06-07-08).....	12	20-23	.465	1	1	3	1
Bemidji State (Minn.) (1982).....	1	0-2	.000	0	0	0	0
Berry (Ga.) (2009).....	1	1-2	.333	0	0	0	0
Biola (Calif.) (2001-03-05).....	3	3-6	.333	0	0	0	0
Birmingham-Southern (Ala.) (1975-79-82-95-99-00-01).....	7	11-13	.458	1	0	2	0
Brewton-Parker (Ga.) (1997-00).....	2	6-2	.750	1	0	0	0
Briar Cliff (Iowa) (2005).....	1	0-2	.000	0	0	0	0
British Columbia (2006).....	1	2-2	.500	0	0	0	1
Buena Vista (Iowa) (1957-68).....	2	1-4	.200	0	0	0	1
California Baptist (1997-2010).....	2	3-4	.429	0	0	0	1
California State (Pa.) (1962-63).....	2	1-4	.200	0	0	0	0
California Western (1963).....	1	0-2	.000	0	0	0	0
Campbellsville (Ky.) (2009).....	1	0-2	.000	0	0	0	0
Carson-Newman (Tenn.) (1965-93).....	2	5-2	.714	1	0	0	0
Central Arkansas (1959).....	1	1-2	.333	0	0	0	0
Central Washington (1968-70-88).....	3	3-6	.333	0	0	1	0
Coastal Carolina (S.C.) (1978-80-82-83-84).....	5	6-10	.375	0	0	0	1
College of Idaho (1998-99-00-02) (formerly Albertson College).....	4	13-7	.650	1	1	1	0
Coker (S.C.) (1994).....	1	1-2	.333	0	0	0	0
Concordia (Calif.) (2006-11).....	2	6-3	.666	1	0	0	0
Concordia (Ore.) (2004).....	1	1-2	.333	0	0	0	0
Creighton (Neb.) (1958).....	1	1-2	.333	0	0	0	1
Culver-Stockton (Mo.) (1998-99).....	2	3-5	.375	0	0	1	0
Cumberland (Tenn.) (1988-93-95-96-97-98-04-05-06-07-10).....	11	25-18	.581	2	2	2	1
Dallas Baptist (Texas) (1984-85-88-89-90-94-97-99-00-01).....	10	16-20	.444	0	2	1	0
Defiance (Ohio) (1961).....	1	1-2	.333	0	0	0	0
Dominican (N.Y.) (1997-99).....	2	0-4	.000	0	0	0	0
East Carolina (N.C.) (1961-63).....	2	8-3	.727	1	0	1	0
Eastern Connecticut (1973-75).....	2	5-4	.556	0	1	1	0
Eastern Illinois (1964).....	1	0-1	.000	0	0	0	0
Eastern Michigan (1967-68-70).....	3	8-5	.615	1	0	0	1
Elon (N.C.) (1958-85-87-89).....	4	3-8	.273	0	0	0	0
Embry-Riddle (Fla.) (1999-02-03-04-05-06-08-09-10-11).....	10	17-20	.459	0	1	2	1
Emporia State (Kan.) (1969-70-76-78-84-86-87).....	7	13-13	.500	1	1	1	0
Fairmont State (W.Va.) (1958).....	1	1-2	.333	0	0	0	0
Faulkner (Ala.) (2011).....	1	0-2	.000	0	0	0	0
Florida A&M (1962).....	1	1-2	.333	0	0	0	0
Fort Hays State (Kan.) (1974).....	1	0-2	.000	0	0	0	0
Fresno Pacific (Calif.) (2009).....	1	1-2	.333	0	0	0	0
Frostburg State (Md.) (1972).....	1	1-2	.333	0	0	0	0
Geneva (Pa.) (1993-96).....	2	1-4	.200	0	0	0	0
George Mason (Va.) (1976).....	1	1-2	.333	0	0	0	0
Georgetown (Ky.) (1988).....	1	2-2	.500	0	0	0	0
Georgia College (1984-85).....	2	2-4	.333	0	0	0	0
Georgia Southern (1960-62-64-67-68).....	5	16-8	.667	1	2	1	0
Glassboro State (1965-67-68-69).....	4	10-8	.556	0	1	1	1
Grambling (La.) (1961-63-64-67).....	4	10-8	.556	0	2	0	0
Grand Canyon (Ariz.) (1969-71-73-80-81-82-86-87-88-90).....	10	31-13	.705	4	1	0	1
Grand View (Iowa) (1984-85-91).....	3	1-6	.143	0	0	0	0
Guilford (N.C.) (1966-76).....	2	2-4	.333	0	0	0	1
Hawaii-Hilo (1986-87-89).....	3	0-6	.000	0	0	0	0
Hawaii Pacific (1991).....	1	2-2	.500	0	0	0	1
High Point (N.C.) (1972-74-79).....	3	4-6	.400	0	1	0	0
Houston Baptist (Texas) (2007).....	1	3-2	.600	0	0	1	0
Huntingdon (Ala.) (1987).....	1	0-2	.000	0	0	0	0
Indiana (Pa.) (1960-71).....	2	3-4	.429	0	0	1	0
Indiana State (1958).....	1	1-2	.333	0	0	0	0
Indiana Tech (1998-99-00-01-02-03).....	6	10-12	.455	0	1	1	0



## Championship History

Jamestown (N.D.) (2004-08)	2	0-4	000	0	0	0	0
John Brown (Ark.) (1980-81)	2	0-4	000	0	0	0	0
Kearney State (Neb.) (1967)	1	0-2	000	0	0	0	0
Kennesaw State (Ga.) (1994)	1	5-0	1,000	1	0	0	0
Kentucky State (1976)	1	2-2	500	0	0	1	0
La Verne (Calif.) (1969-72-74-75-77)	5	17-8	680	1	1	3	0
Lee (Tenn.) (2005-07-08-09-10-11)	6	15-12	556	0	2	1	0
Lewis (Ill.) (1962-63-66-71-72-74-75-76-77-80)	10	30-15	667	3	2	2	1
Lewis-Clark State (Idaho) (1976-78-79-80-82-83-84-85-86-87-88-89-90-91) (1992-95-96-99-00-01-02-03-04-05-06-07-08-09-10-11)	30	119-37	763	16	5	3	1
Lewis & Clark (Ore.) (1990)	1	0-2	000	0	0	0	0
Liberty Baptist (Va.) (1981-82-83)	3	5-6	455	0	0	0	0
Lincoln Memorial (Tenn.) (1957)	1	1-2	333	0	0	0	0
Lindenwood (Mo.) (2007)	1	2-2	500	0	0	0	0
Linfield (Ore.) (1966-71)	2	9-1	900	2	0	0	0
Lipscomb (Tenn.) (1971-72-74-77-78-79-80-81)	8	20-14	588	2	2	0	1
Livingston (Ala.) (1970)	1	2-2	500	0	0	1	0
LSU Shreveport (La.) (2003-11)	2	5-4	714	0	0	1	0
Lubbock Christian (Texas) (1977-80-81-82-83-91-06-09-10-11)	10	23-18	561	2	1	1	1
Malone (Ohio) (1973)	1	0-2	000	0	0	0	0
Marian (Wis.) (1993)	1	0-2	000	0	0	0	0
Mary Hardin-Baylor (Texas) (1992)	1	3-2	600	0	1	0	0
The Master's (Calif.) (2000)	1	2-2	500	0	0	1	0
Mayville State (N.D.) (1958-63-64-02)	4	6-7	461	0	0	0	0
Minot State (N.D.) (1962)	1	0-2	000	0	0	0	0
Missouri Southern (1978-86-87)	3	6-6	500	0	1	0	0
Missouri Valley (1966)	1	1-2	333	0	0	0	0
Missouri Western (1975)	1	1-2	333	0	0	0	0
Mobile (Ala.) (2001)	1	0-2	000	0	0	0	0
Monmouth (N.J.) (1977)	1	0-2	000	0	0	0	0
Morningside (Iowa) (1960)	1	0-2	000	0	0	0	0
Mount Olive (N.C.) (1992)	1	0-2	000	0	0	0	0
Mount Vernon Nazarene (Ohio) (1997-04)	2	3-4	429	0	0	0	0
Nebraska-Omaha (1959-60-61-65-66)	5	11-10	524	0	2	1	0
Newberry (S.C.) (1977)	1	0-2	000	0	0	0	0
Newman (Kan.) (1983)	1	2-2	500	0	0	0	1
New Haven (Conn.) (1966-70)	2	2-4	333	0	0	1	0
New Mexico Highlands (1966-67)	2	5-2	714	1	0	0	0
North Carolina-Wilmington (1975)	1	0-2	000	0	0	0	0
North Florida (1989-91)	2	6-4	600	0	0	2	0
Northeastern Louisiana (1970)	1	4-2	667	0	1	0	0
Northern Kentucky (1985)	1	0-2	000	0	0	0	0
Occidental (Calif.) (1967)	1	0-2	000	0	0	0	0
Ohio Dominican (1996-01-02-03-05-08)	6	4-12	250	0	0	0	0
Oklahoma Baptist (1989-96-2011)	3	3-6	333	0	0	0	1
Oklahoma Christian (1972)	1	2-2	500	0	0	1	0
Oklahoma City (1986-88-92-98-99-02-03-04-05-08-09-10-11)	13	32-25	561	1	3	4	2
Olivet Nazarene (Ill.) (2002-03)	2	1-4	200	0	0	0	0
Oral Roberts (Okla.) (1991)	1	3-2	600	0	1	0	0
Ozarks (Ark.) (1957-58)	2	1-4	200	0	0	0	0
Paterson State (N.J.) (1959)	1	0-2	000	0	0	0	0
Pembroke State (N.C.) (1970-73)	2	1-4	200	0	0	0	0
Pfeiffer (N.C.) (1968)	1	1-2	333	0	0	0	0
Phillips (Okla.) (1973-75-85)	3	3-6	333	0	0	0	1
Point Loma Nazarene (Calif.) (1993-94-04-09-10)	5	13-10	565	0	1	2	1
Point Park (Pa.) (1974-78-79-80-86-87-88-89-91-98)	10	10-20	333	0	0	2	1
Portland State (Ore.) (1962)	1	3-2	600	0	1	0	0
Rollins (Fla.) (1957-59)	2	4-3	571	0	1	1	0
Sacramento State (Calif.) (1961)	1	4-2	667	0	0	2	0
St. Ambrose (Iowa) (1994-96)	2	5-4	556	0	1	1	0
St. Cloud State (Minn.) (1958-69)	2	6-3	667	0	0	2	0
St. Francis (Ill.) (1978-83-85-86-89-90-93-95)	8	18-14	563	1	1	2	0
St. Mary's (Texas) (1976-93-95-96)	4	2-8	250	0	0	0	0
St. Rose (N.Y.) (1990)	1	2-2	500	0	0	0	0
St. Thomas (Fla.) (1996-98-00-07)	4	3-8	273	0	0	1	0
Saint Xavier (Ill.) (1979-82-88-06)	4	8-8	500	0	0	2	1
Sam Houston State (Texas) (1960-61-62-63-64-65-72-74-75)	9	20-16	556	1	2	2	3

## Championship History

San Diego State (Calif.) (1958)	1	3-0	1,000	1	0	0	0
Seton Hill (Pa.) (2006)	1	0-2	.000	0	0	0	0
Shawnee State (Ohio) (2000)	1	2-2	.500	0	0	0	0
Siena Heights (Mich.) (1994)	1	0-2	.000	0	0	0	0
Simpson (Iowa) (1958)	1	3-1	.750	0	0	0	0
Slippery Rock (Pa.) (1961)	1	0-2	.000	0	0	0	0
South Carolina-Aiken (1986-91)	2	3-4	.429	0	0	0	0
Southeastern Oklahoma (1977-79-80-81-82-90-93-94-95-97)	10	20-20	.500	0	3	2	1
Southern Arkansas (1983-87-91)	3	3-6	.333	0	0	1	0
Southern-Baton Rouge (La.) (1959-60-65-66)	4	9-7	.563	1	0	2	0
Southern Illinois (1959-60)	2	1-4	.200	0	0	0	0
Southern Maine (1985)	1	0-2	.000	0	0	0	0
Southern Poly Tech (Ga.) (1986-09)	2	2-4	.333	0	0	0	0
Southwestern (Texas) (1983-84)	2	4-4	.500	0	0	1	0
Southwestern Oklahoma (1957-58-71)	3	5-4	.556	0	1	0	0
Spalding (Ky.) (2002-03-05)	3	3-6	.333	0	0	0	0
Spring Arbor (Mich.) (1981-91-92-07-08)	5	7-10	.412	0	1	1	0
Sul Ross State (Texas) (1957-58-59-68)	4	5-6	.455	1	0	0	0
Taylor (Ind.) (1969)	1	1-2	.333	0	0	0	0
Tennessee Wesleyan (2010-11)	2	0-4	.000	0	0	0	0
Union (Ky.) (2008)	1	1-2	.333	0	0	0	0
Union (Tenn.) (1983)	1	3-2	.600	0	0	1	0
U.S. International (Calif.) (1973)	1	5-0	1.000	1	0	0	0
Valdosta State (Ga.) (1973)	1	2-2	.500	0	0	1	0
Vanguard (Calif.) (1985) (formerly Southern California College)	1	2-2	.500	0	0	0	1
Walsh (Ohio) (2007)	1	1-2	.333	0	0	0	0
Warner (Fla.) (formerly Warner Southern) (2001)	1	2-2	.500	0	0	0	0
Wartburg (Iowa) (1964)	1	1-2	.333	0	0	0	0
West Florida (1989)	1	1-2	.333	0	0	0	0
West Liberty State (W.Va.) (1964-90)	2	5-3	.625	1	0	0	0
Western Illinois (1957)	1	2-1	.667	0	0	1	0
Western Oregon (2001)	1	3-2	.600	0	0	0	1
Western Washington (1959-64-65)	3	3-6	.333	0	0	0	1
Whitworth (Wash.) (1960)	1	4-1	.800	1	0	0	0
William Carey (Miss.) (1969-78)	2	4-3	.571	1	0	0	0
William Jewell (Mo.) (1957-67-68-70-76-77-80-81-83)	9	8-17	.320	1	0	0	0
William Penn (Iowa) (2004)	1	1-2	.333	0	0	0	0
Wilmington (Del.) (1984-92-94-95)	4	1-8	.111	0	0	0	0
Winona State (Minn.) (1961-62-63-72-88-92)	6	6-12	.333	0	0	1	2
Winthrop (S.C.) (1981)	1	3-2	.600	0	1	0	0
Wisconsin-La Crosse (1979)	1	1-2	.333	0	0	0	0
Wisconsin-Oshkosh (1971-73-74)	3	4-6	.400	0	0	2	0
Wisconsin-Stout (1989-90)	2	1-4	.200	0	0	0	0
Wisconsin-Whitewater (1965)	1	1-2	.333	0	0	0	0

**Note** Games include World Series only; teams tied for third and fourth places are listed under third place only.



# Championship History

## All-Time Results

### 1957

Sul Ross State (Texas) 9, William Jewell (Mo.) 2  
Buena Vista (Iowa) 9, Lincoln Memorial (Tenn.) 8  
Western Illinois 13, Southwestern Oklahoma 12  
Rollins (Fla.) 9, Ozarks (Ark.) 7  
Lincoln Memorial 11, William Jewell 8  
Southwestern Oklahoma 3, Ozarks 0  
Sul Ross State 8, Buena Vista 6  
Rollins 7, Western Illinois 4  
Southwestern Oklahoma 9, Lincoln Memorial 5  
Western Illinois 14, Buena Vista 6  
Sul Ross State 8, Rollins 7 (championship)

### 1958

Mayville State (N.D.) 15, Ozarks (Ark.) 6  
Fairmont State (W.Va.) 6, Simpson (Iowa) 3  
Elon (N.C.) 10, Indiana State 8  
St. Cloud State (Minn.) 9, Adams State (Colo.) 0  
Southwestern Oklahoma 11, Mayville State 1  
Creighton (Neb.) 12, Fairmont State 2  
Ozarks 13, Mayville State 12  
Simpson 15, Fairmont State 2  
San Diego State 11, Elon 1  
Indiana State 12, Elon 6  
St. Cloud State 12, Sul Ross State 8  
Sul Ross 7, Adams State 6  
Simpson 8, Ozarks 6  
Southwestern Oklahoma 6, Creighton 3  
San Diego State 17, St. Cloud State 0  
Sul Ross State 10, Indiana State 1  
Simpson 13, Sul Ross State 10  
St. Cloud State 6, Creighton 5  
San Diego State 23, Southwestern Oklahoma 9 (championship)

### 1959

Nebraska-Omaha 15, Paterson State (N.J.) 5  
Rollins (Fla.) 16, Arkansas State Teachers 5  
Western Washington 3, Southern Illinois 2  
Southern (La.) 4, Sul Ross State (Texas) 3  
Rollins 11, Nebraska-Omaha 4  
Southern 7, Western Washington 5  
Arkansas State Teachers 12, Paterson State 11  
Southern Illinois 5, Sul Ross State 0  
Western Washington 6, Arkansas State Teachers 3  
Nebraska-Omaha 6, Southern Illinois 1  
Nebraska-Omaha 12, Western Washington 4  
Southern 8, Rollins (Fla.) 3  
Nebraska-Omaha 13, Rollins 11  
Nebraska-Omaha 17, Southern 9  
Southern 10, Nebraska-Omaha 2 (championship)

### 1960

Southern (La.) 3, Southern Illinois 1  
Georgia Southern 4, Nebraska-Omaha 2  
Sam Houston State (Texas) 6, Indiana (Pa.) 1  
Whitworth (Wash.) 10, Morningside (Iowa) 4  
Indiana 2, Southern Illinois 1  
Nebraska-Omaha 8, Morningside 1  
Southern 10, Sam Houston State 8  
Whitworth 1, Georgia Southern 0  
Georgia Southern 5, Indiana 2  
Sam Houston State 4, Nebraska-Omaha 1  
Whitworth 7, Southern 0  
Georgia Southern 12, Whitworth 1  
Southern 8, Sam Houston State 6  
Georgia Southern 3, Southern 1  
Whitworth 4, Georgia Southern 0 (championship)

### 1961

East Carolina (N.C.) 8, Winona State (Minn.) 4  
Sam Houston State (Texas) 10, Defiance (Ohio) 0  
Nebraska-Omaha 2, Sacramento State (Calif.) 1  
Grambling (La.) 8, Slippery Rock (Pa.) 2  
East Carolina 7, Sam Houston State 4  
Grambling 4, Nebraska-Omaha 1  
Defiance 10, Winona State 9  
Sacramento State 5, Slippery Rock 3  
East Carolina 9, Grambling 4  
Nebraska-Omaha 9, Defiance 1  
Sacramento State 13, Sam Houston State 1  
East Carolina 11, Nebraska-Omaha 3

Sacramento State 4, Grambling (La.) 2  
Sacramento State 14, East Carolina 5  
East Carolina 13, Sacramento State 7 (championship)

### 1962

Portland State (Ore.) 2, Florida A&M 1  
Sam Houston State (Texas) 4, Lewis (Ill.) 1  
Georgia Southern 8, Minot State (N.D.) 3  
Winona State (Minn.) 6, California State (Pa.) 4  
Lewis 5, Florida A&M 4  
California State 2, Minot State 1  
Portland State 5, Sam Houston State 3  
Georgia Southern 1, Winona State 0  
Lewis 1, Sam Houston State 0  
Winona State 7, California State 0  
Georgia Southern 5, Portland State 2  
Lewis 5, Winona State 3  
Portland State 8, Lewis 1  
Georgia Southern 2, Portland State 0 (championship)

### 1963

Lewis (Ill.) 1, California Western 0  
Grambling (La.) 5, East Carolina (N.C.) 4  
Sam Houston State (Texas) 21, California State (Pa.) 1  
Mayville State (N.D.) 13, Winona State (Minn.) 11  
East Carolina 5, California Western 0  
Winona State 4, California State 1  
Grambling 6, Lewis 1  
Sam Houston State 5, Mayville State 0  
East Carolina 3, Mayville State 1  
Winona State 12, Lewis 3  
Sam Houston State 6, Grambling 3  
East Carolina 10, Winona State 2  
Grambling 7, East Carolina 2  
Sam Houston State 2, Grambling 1 (championship)

### 1964

Sam Houston State (Texas) 3, Eastern Illinois 1  
Georgia Southern 11, Mayville State (N.D.) 7  
Wartburg (Iowa) 2, West Liberty State (W.Va.) 1  
Grambling (La.) 3, Western Washington 2  
Eastern Illinois 9, Mayville State 0 (forfeit)  
West Liberty State 6, Western Washington 2  
Georgia Southern 5, Sam Houston State 4  
Grambling 3, Wartburg 1  
Wartburg 9, Mayville State 0 (forfeit)  
West Liberty State 2, Sam Houston State 1  
Grambling 4, Georgia Southern 0  
West Liberty State 5, Georgia Southern 0  
West Liberty State 6, Grambling 4  
West Liberty State 3, Grambling 2 (championship)

### 1965

Nebraska-Omaha 3, Glassboro State (N.J.) 0  
Sam Houston State (Texas) 7, Southern (La.) 0  
Western Washington 3, Anderson (Ind.) 0  
Carson-Newman (Tenn.) 4, Wisconsin-Whitewater 3  
Glassboro State 10, Southern 0  
Wisconsin-Whitewater 3, Anderson 2  
Nebraska-Omaha 4, Sam Houston State 0  
Carson-Newman 8, Western Washington 4  
Glassboro State 4, Western Washington 2  
Sam Houston State 7, Wisconsin-Whitewater 2  
Carson-Newman 4, Nebraska-Omaha 1  
Glassboro State 2, Sam Houston State 0  
Nebraska-Omaha 7, Glassboro State 5  
Carson-Newman 3, Nebraska-Omaha 2 (championship)

### 1966

Linfield (Ore.) 4, Guilford (N.C.) 2  
Lewis (Ill.) 10, New Haven (Conn.) 6  
Missouri Valley 6, New Mexico Highlands 5  
Southern (La.) 9, Nebraska-Omaha 7  
Guilford 7, New Haven 3  
New Mexico Highlands 7, Nebraska-Omaha 3  
Linfield 8, Lewis 2  
Southern 10, Missouri Valley 3  
Lewis 8, New Mexico Highlands 0  
Guilford 3, Missouri Valley 2  
Lewis 8, Guilford 6  
Linfield 11, Southern 4  
Lewis 7, Southern 6  
Linfield 15, Lewis 4 (championship)

### 1967

Glassboro State (N.J.) 5, Occidental (Calif.) 1  
New Mexico Highlands 5, Kearney State (Neb.) 3  
Georgia Southern 8, Eastern Michigan 2  
Grambling (La.) 8, William Jewell (Mo.) 2  
Occidental 10, Kearney State 4  
Eastern Michigan 1, William Jewell 0  
New Mexico Highlands 5, Glassboro State 4  
Grambling 6, Georgia Southern 5  
Glassboro State 6, Eastern Michigan 3  
Occidental 2, Georgia Southern 1  
New Mexico Highlands 7, Grambling 2  
Glassboro State 2, Occidental 1  
Glassboro State 2, Grambling 1  
New Mexico Highlands 6, Glassboro State 1 (championship)

### 1968

Central Washington 7, Sul Ross State (Texas) 3  
Pfeiffer (N.C.) 6, Glassboro State (N.J.) 3  
Eastern Michigan 14, Georgia Southern 7  
William Jewell (Mo.) 4, Buena Vista (Iowa) 3  
Glassboro State 4, Sul Ross State 1  
Georgia Southern 7, Buena Vista 2  
Central Washington 6, Pfeiffer 2  
William Jewell 4, Eastern Michigan 3  
Eastern Michigan 7, Glassboro State 2  
Georgia Southern 10, Pfeiffer 5  
William Jewell 6, Central Washington 4  
Georgia Southern 4, Eastern Michigan 0  
Georgia Southern 5, Central Washington 1  
Georgia Southern 6, William Jewell 4  
William Jewell 4, Georgia Southern 3 (championship)

### 1969

William Carey (Miss.) 8, Appalachian State (N.C.) 4  
Glassboro State (N.J.) 1, Grand Canyon (Ariz.) 0  
St. Cloud State (Minn.) 4, Taylor (Ind.) 0  
La Verne (Calif.) 12, Emporia State (Kan.) 3  
Grand Canyon 9, Appalachian State 4  
Taylor 6, Emporia State 5  
William Carey 2, Glassboro State 1  
La Verne 12, St. Cloud State 2  
St. Cloud State 5, Grand Canyon 4  
Glassboro State 3, Taylor 2  
William Carey 4, La Verne 1  
St. Cloud State 5, Glassboro State 3  
La Verne 17, St. Cloud State 6  
La Verne 10, William Carey 4  
William Carey 5, La Verne 3 (championship)

### 1970

New Haven (Conn.) 5, Livingston (Ala.) 4  
Eastern Michigan 2, Emporia State (Kan.) 1  
William Jewell (Mo.) 4, Central Washington 3  
Northeastern Louisiana 8, Pembroke State (N.C.) 3  
Livingston 2, Emporia State 1  
Pembroke State 5, Central Washington 2  
Eastern Michigan 4, New Haven 2  
Northeastern Louisiana 8, William Jewell 0  
New Haven 7, Pembroke State 6  
Livingston 5, William Jewell 2  
Eastern Michigan 6, Northeastern Louisiana 4  
Northeastern Louisiana 8, New Haven 7  
Eastern Michigan 3, Livingston 2  
Northeastern Louisiana 7, Eastern Michigan 6  
Eastern Michigan 1, Northeastern Louisiana 0 (championship)

### 1971

Southwestern Oklahoma 9, Wisconsin-Oshkosh 5  
Indiana (Pa.) 7, Appalachian State (N.C.) 5  
Lewis (Ill.) 13, David Lipscomb (Tenn.) 4  
Linfield (Ore.) 10, Grand Canyon (Ariz.) 9  
Wisconsin-Oshkosh 7, Grand Canyon 3  
David Lipscomb 14, Appalachian State 13  
Indiana 11, Lewis 9  
Linfield 9, Southwestern Oklahoma 6  
David Lipscomb 4, Southwestern Oklahoma 3  
Lewis 7, Wisconsin-Oshkosh 3  
Linfield 6, Indiana 5  
David Lipscomb 6, Indiana 5  
Linfield 7, Lewis 2  
David Lipscomb 7, Linfield 6

# Championship History

Linfield 9, David Lipscomb 8 (championship)

## 1972

Frostburg State (Md.) 1, Oklahoma Christian 0  
David Lipscomb (Tenn.) 13, High Point (N.C.) 1  
La Verne (Calif.) 4, Winona State (Minn.) 3  
Lewis (Ill.) 4, Sam Houston State (Texas) 3  
Oklahoma Christian 5, Winona State 3  
Sam Houston State 9, High Point 4  
La Verne 7, Frostburg State 6  
David Lipscomb 3, Lewis 2  
Oklahoma Christian 5, Lewis 4  
Sam Houston State 16, Frostburg State 3  
La Verne 5, David Lipscomb 4  
David Lipscomb 7, Oklahoma Christian 1  
La Verne 8, Sam Houston State 6  
La Verne 4, David Lipscomb 1 (championship)

## 1973

U.S. International (Calif.) 5, Malone (Ohio) 4  
Eastern Connecticut 9, Wisconsin-Oshkosh 4  
Phillips (Okla.) 4 Valdosta State (Ga.) 3  
Grand Canyon (Ariz.) 3, Pembroke State (N.C.) 2  
Valdosta State 2, Malone 0  
Wisconsin-Oshkosh 3, Pembroke State 1  
U.S. International 4, Phillips 2  
Eastern Connecticut 7, Grand Canyon 5  
Valdosta State 10, Grand Canyon 8  
Wisconsin-Oshkosh 8, Phillips 0  
U.S. International 8, Eastern Connecticut 1  
Eastern Connecticut 3, Valdosta State 2  
U.S. International 8, Wisconsin-Oshkosh 5  
U.S. International 7, Eastern Connecticut 2 (championship)

## 1974

La Verne (Calif.) 4, Point Park (Pa.) 1  
Lewis (Ill.) 4, High Point (N.C.) 1  
Sam Houston State (Texas) 5, Fort Hays State (Kan.) 0  
David Lipscomb (Tenn.) 6, Wisconsin-Oshkosh 0  
Point Park 2, High Point 1  
Wisconsin-Oshkosh 11, Fort Hays State 3  
Lewis 8, La Verne 7  
Sam Houston State 4, David Lipscomb 0  
Point Park 5, David Lipscomb 1  
La Verne 8, Wisconsin-Oshkosh 2  
Sam Houston State 6, Lewis 1  
Lewis 6, Point Park 3  
La Verne 4, Sam Houston State 2  
Sam Houston State 5, La Verne 4  
Lewis 3, Sam Houston State 2 (championship)

## 1975

Lewis (Ill.) 4, Phillips (Okla.) 2  
Sam Houston State (Texas) 2, Missouri Western 1  
La Verne (Calif.) 8, North Carolina-Wilmington 0  
Eastern Connecticut 3, Birmingham-Southern (Ala.) 1  
Missouri Western 7, Phillips 6  
Birmingham-Southern 9, North Carolina-Wilmington 3  
Lewis 4, Sam Houston State 1  
Eastern Connecticut 3, La Verne 0  
La Verne 4, Missouri Western 1  
Sam Houston State 10, Birmingham-Southern 5  
Lewis 6, Eastern Connecticut 5  
Sam Houston State 7, Eastern Connecticut 0  
Lewis 7, La Verne 1  
Lewis 2, Sam Houston State 1 (championship)

## 1976

Emporia State (Kan.) 7, Guilford (N.C.) 4  
Kentucky State 7, Lewis-Clark State (Idaho) 2  
George Mason (Va.) 2, St. Mary's (Texas) 1  
Lewis (Ill.) 8, William Jewell (Mo.) 3  
Lewis-Clark State 4, Guilford 1  
St. Mary's 3, William Jewell 0  
Kentucky State 2, Emporia State 0  
Lewis 7, George Mason 3  
Emporia State 9, St. Mary's 5  
Lewis-Clark State 17, George Mason 8  
Lewis 9, Kentucky State 6  
Lewis-Clark State 6, Kentucky State 4  
Lewis 2, Emporia State 1  
Lewis 16, Lewis-Clark State 8 (championship)

## 1977

Southeastern Oklahoma 13, Newberry (S.C.) 0  
La Verne (Calif.) 11, David Lipscomb (Tenn.) 1  
Lubbock Christian (Texas) 17, Monmouth (N.J.) 2  
Lewis (Ill.) 13, William Jewell (Mo.) 2  
David Lipscomb 8, Newberry 3  
William Jewell 6, Monmouth 2  
La Verne 7, Southeastern Oklahoma 1  
Lewis 5, Lubbock Christian 0  
Southeastern Oklahoma 10, William Jewell 3  
David Lipscomb 7, Lubbock Christian 1  
La Verne 11, Lewis 3  
Southeastern Oklahoma 6, Lewis 5  
David Lipscomb 4, La Verne 2  
Southeastern Oklahoma 8, La Verne 7  
David Lipscomb 2, Southeastern Oklahoma 1 (championship)

## 1978

Lewis-Clark State (Idaho) 5, William Carey (Miss.) 2  
Missouri Southern 4, Emporia State (Kan.) 0  
David Lipscomb (Tenn.) 5, St. Francis (Ill.) 1  
Point Park (Pa.) 3, Coastal Carolina (S.C.) 1  
Emporia State 6, William Carey 5  
St. Francis 11, Coastal Carolina 5  
Missouri Southern 6, Lewis-Clark State 4  
David Lipscomb 11, Point Park 5  
Lewis-Clark State 3, St. Francis 1  
Emporia State 7, Point Park 4  
Missouri Southern 16, David Lipscomb 5  
Lewis-Clark State 5, David Lipscomb 2  
Emporia State 2, Missouri Southern 0  
Emporia State 4, Lewis-Clark State 1  
Emporia State 8, Missouri Southern 6 (championship)

## 1979

Wisconsin-La Crosse 2, Lewis-Clark State (Idaho) 1  
David Lipscomb (Tenn.) 3, Saint Xavier (Ill.) 2  
Southeastern Oklahoma 4, Point Park (Pa.) 3  
High Point (N.C.) 3, Birmingham-Southern (Ala.) 2  
St. Xavier 7, Lewis-Clark State 1  
Point Park 5, Birmingham-Southern 3  
High Point 9, Southeastern Oklahoma 8  
David Lipscomb 12, Wisconsin-La Crosse 2  
Point Park 8, Wisconsin-La Crosse 4  
St. Xavier 4, Southeastern Oklahoma 3  
David Lipscomb 6, High Point 3  
High Point 4, St. Xavier 2  
Point Park 3, David Lipscomb 2  
High Point 10, Point Park 6  
David Lipscomb 5, High Point 4 (championship)

## 1980

Grand Canyon (Ariz.) 9, Lewis-Clark State (Idaho) 2  
William Jewell (Mo.) 11, Southeastern Oklahoma 5  
Lewis (Ill.) 7, John Brown (Ark.) 4  
Coastal Carolina (S.C.) 3, David Lipscomb (Tenn.) 0  
Lewis-Clark State 8, Southeastern Oklahoma 4  
David Lipscomb 3, John Brown 2  
Grand Canyon 6, Lubbock Christian 0  
Coastal Carolina 4, Point Park 1  
Lubbock Christian 8, David Lipscomb 5  
Lewis-Clark State 12, Point Park 7  
Grand Canyon 3, William Jewell 0  
Lewis 7, Coastal Carolina 3  
Lubbock Christian 10, William Jewell 4  
Lewis-Clark State 4, Coastal Carolina 2  
Grand Canyon 2, Lewis 1  
Lewis 7, Lubbock Christian 2  
Grand Canyon 9, Lewis-Clark State 4  
Grand Canyon 5, Lewis 4 (championship)

## 1981

Grand Canyon (Ariz.) 11, David Lipscomb (Tenn.) 7  
William Jewell (Mo.) 10, John Brown (Ark.) 6  
Winthrop (S.C.) 4, Spring Arbor (Mich.) 3  
Liberty Baptist (Va.) 8, Lubbock Christian (Texas) 5  
David Lipscomb 6, John Brown 3  
Spring Arbor 6, Lubbock Christian 1  
Grand Canyon 8, Southeastern Oklahoma 5  
Liberty Baptist 5, Azusa Pacific (Calif.) 4  
Southeastern Oklahoma 7, Spring Arbor 5  
Azusa Pacific 7, David Lipscomb 4  
Grand Canyon 9, William Jewell 3

Winthrop 4, Liberty Baptist 1  
Southeastern Oklahoma 13, William Jewell 12  
Azusa Pacific 11, Liberty Baptist 1  
Grand Canyon 9, Winthrop 2  
Winthrop 11, Southeastern Oklahoma 10  
Grand Canyon 12, Azusa Pacific 3  
Grand Canyon 11, Winthrop 4 (championship)

## 1982

Lewis-Clark State (Idaho) 2, Southeastern Oklahoma 0  
Coastal Carolina (S.C.) 5, Birmingham-Southern (Ala.) 4  
Liberty Baptist (Va.) 7, Saint Xavier (Ill.) 5  
Azusa Pacific (Calif.) 9, Lubbock Christian (Texas) 8  
Southeastern Oklahoma 13, Birmingham-Southern 9  
St. Xavier 7, Lubbock Christian 6  
Lewis-Clark State 11, Bemidji State 5  
Grand Canyon 16, Azusa Pacific 4  
St. Xavier 21, Bemidji State 12  
Azusa Pacific 2, Southeastern Oklahoma 1  
Lewis-Clark State 8, Coastal Carolina 7  
Grand Canyon 5, Liberty Baptist 3  
Azusa Pacific 9, Liberty Baptist 2  
St. Xavier 7, Coastal Carolina 3  
Grand Canyon 3, Lewis-Clark State 1  
Lewis-Clark State 2, Azusa Pacific 1  
Grand Canyon 6, St. Xavier 4  
Grand Canyon 10, Lewis-Clark State 6 (championship)

## 1983

Union (Tenn.) 13, William Jewell (Mo.) 12  
Lewis-Clark State (Idaho) 15, St. Francis (Ill.) 2  
Coastal Carolina (S.C.) 5, Liberty Baptist (Va.) 2  
Lubbock Christian (Texas) 7, Southwestern (Texas) 1  
St. Francis 10, William Jewell 0  
Liberty Baptist 5, Southwestern 3  
Union 7, Southern Arkansas 2  
Lubbock Christian 13, Kansas Newman 3  
Liberty Baptist 4, Southern Arkansas 3  
Kansas Newman 12, St. Francis 10  
Lewis-Clark State 22, Union 6  
Lubbock Christian 14, Coastal Carolina 9  
Kansas Newman 23, Coastal Carolina 12  
Union 21, Liberty Baptist 17  
Lewis-Clark State 18, Lubbock Christian 17  
Lewis-Clark State 16, Kansas Newman 2  
Lubbock Christian 4, Union 0  
Lubbock Christian 4, Lewis-Clark State 3  
Lubbock Christian 12, Lewis-Clark State 9 (championship)

## 1984

Georgia College 7, Southwestern (Texas) 6  
Coastal Carolina (S.C.) 8, Dallas Baptist (Texas) 7  
Azusa Pacific (Calif.) 23, Wilmington (Del.) 2  
Emporia State (Kan.) 6, Lewis-Clark State (Idaho) 5  
Southwestern 8, Dallas Baptist 6  
Lewis-Clark State 8, Wilmington 4  
Anderson (Ind.) 15, Georgia College 11  
Emporia State 9, Grand View 2  
Lewis-Clark State 13, Georgia College 4  
Southwestern 10, Grand View 3  
Coastal Carolina 13, Anderson 2  
Azusa Pacific 7, Emporia State 1  
Southwestern 15, Anderson 1  
Lewis-Clark State 11, Emporia State 2  
Azusa Pacific 7, Coastal Carolina 4  
Southwestern 9, Coastal Carolina 1  
Lewis-Clark State 10, Azusa Pacific 6  
Lewis-Clark State 14, Southwestern 11  
Lewis-Clark State 15, Azusa Pacific 2 (championship)

## 1985

St. Francis (Ill.) 6, Elon (N.C.) 1  
Dallas Baptist (Texas) 12, Southern Maine 0  
Southern California College 7, Phillips (Okla.)  
Lewis-Clark State (Idaho) 7, Grand View (Iowa) 1  
Elon 11, Southern Maine 5  
Phillips 4, Grand View 3  
St. Francis 8, Northern Kentucky 6  
Lewis-Clark State 17, Georgia College 1  
Phillips 13, Northern Kentucky 6  
Georgia College 8, Elon 2  
Dallas Baptist 4, St. Francis 2  
Lewis-Clark State 17, Southern California College 2



# Championship History

St. Francis 6, Phillips 4  
Southern California College 6, Georgia College 5  
Lewis-Clark State 8, Dallas Baptist 3  
Dallas Baptist 9, Southern California College 2  
St. Francis 9, Lewis-Clark State 7  
Dallas Baptist 10, St. Francis 2  
Lewis-Clark State 10, Dallas Baptist 6 (championship)

## 1986

Oklahoma City 9, South Carolina-Aiken 8  
Emporia State (Kan.) 10, Hawaii-Hilo 0  
Grand Canyon (Ariz.) 3, Missouri Southern 1  
Lewis-Clark State (Idaho) 11, Southern Tech (Ga.) 3  
South Carolina-Aiken 9, Hawaii-Hilo 8  
Missouri Southern 23, Southern Tech 3  
Oklahoma City 5, Point Park (Pa.) 3  
Lewis-Clark State 10, St. Francis (Ill.) 3  
Point Park 8, Missouri Southern 3  
South Carolina-Aiken 9, St. Francis 2  
Oklahoma City 13, Emporia State 3  
Grand Canyon 12, Lewis-Clark State 3  
Point Park 2, Emporia State 0  
Lewis-Clark State 17, South Carolina-Aiken 4  
Grand Canyon 11, Oklahoma City 8  
Point Park 8, Grand Canyon 6  
Lewis-Clark State 8, Oklahoma City 2  
Grand Canyon 20, Point Park 7  
Grand Canyon 6, Lewis-Clark State 5 (championship)

## 1987

Southern Arkansas 13, Point Park (Pa.) 3  
Grand Canyon (Ariz.) 19, Huntingdon (Ala.) 8  
Emporia State (Kan.) 8, Missouri Southern 5  
Lewis-Clark State (Idaho) 16, Anderson (Ind.) 0  
Point Park 13, Huntingdon 12  
Missouri Southern 6, Anderson 4  
Southern Arkansas 11, Hawaii-Hilo 1  
Lewis-Clark State 17, Elon (N.C.) 5  
Missouri Southern 10, Hawaii-Hilo 1  
Elon 9, Point Park 2  
Southern Arkansas 23, Grand Canyon 22  
Lewis-Clark State 13, Emporia State 10  
Grand Canyon 12, Missouri Southern 6  
Emporia State 18, Elon 5  
Lewis-Clark State 23, Southern Arkansas 3  
Emporia State 14, Southern Arkansas 7  
Lewis-Clark State 25, Grand Canyon 11  
Lewis-Clark State 11, Emporia State 4 (championship)

## 1988

Central Washington 8, Dallas Baptist (Texas) 7  
Oklahoma City 6, Cumberland (Tenn.) 4  
Saint Xavier (Ill.) 9, Winona State (Minn.) 5  
Lewis-Clark State (Idaho) 8, Georgetown (Ky.) 6  
Dallas Baptist 9, Cumberland 4  
Georgetown 10, Winona State 3  
Grand Canyon (Ariz.) 10, Central Washington 4  
Lewis-Clark State 4, Point Park (Pa.) 0  
Georgetown 5, Central Washington 4  
Dallas Baptist 7, Point Park 5  
Oklahoma City 7, Grand Canyon 2  
Lewis-Clark State 15, St. Xavier 2  
Grand Canyon 15, Georgetown 5  
St. Xavier 5, Dallas Baptist 4  
Lewis-Clark State 7, Oklahoma City 4  
St. Xavier 8, Oklahoma City 5  
Grand Canyon 13, Lewis-Clark State 12  
Grand Canyon 12, St. Xavier 4  
Lewis-Clark State 9, Grand Canyon 3 (championship)

## 1989

North Florida 6, Dallas Baptist (Texas) 5  
Wisconsin-Stout 3, Elon (N.C.) 2  
St. Francis (Ill.) 13, West Florida 3  
Lewis-Clark State (Idaho) 7, Point Park (Pa.) 3  
Dallas Baptist 10, Elon 3  
West Florida 5, Point Park 1  
Oklahoma Baptist 6, North Florida 3  
Lewis-Clark State 12, Hawaii-Hilo 6  
North Florida 8, West Florida 6  
Dallas Baptist 6, Hawaii-Hilo 5  
Oklahoma Baptist 7, Wisconsin-Stout 1  
Lewis-Clark State 7, St. Francis 4

North Florida 7, Wisconsin-Stout 5  
St. Francis 10, Dallas Baptist 5  
Lewis-Clark State 12, Oklahoma Baptist 4  
St. Francis 9, Oklahoma Baptist 0  
Lewis-Clark State 10, North Florida 5  
Lewis-Clark State 5, St. Francis 2 (championship)

## 1990

Southern Oklahoma 8, Dallas Baptist (Texas) 1  
Auburn Montgomery (Ala.) 8, West Liberty State (W.Va.) 4  
St. Francis (Ill.) 12, St. Rose (N.Y.) 2  
Lewis-Clark State (Idaho) 8, Lewis & Clark (Ore.) 0  
Dallas Baptist 6, West Liberty State 5  
St. Rose 10, Lewis & Clark 9  
Southeastern Oklahoma 16, Wisconsin-Stout 6  
Lewis-Clark State 13, Grand Canyon (Ariz.) 9  
St. Rose 6, Wisconsin-Stout 4  
Grand Canyon 4, Dallas Baptist 1  
Southeastern Oklahoma 8, Auburn Montgomery 0  
St. Francis 9, Lewis-Clark State 8  
Auburn Montgomery 7, Grand Canyon 4  
St. Francis 10, Southeastern Oklahoma 8  
Lewis-Clark State 11, St. Rose 3  
Auburn Montgomery 4, St. Francis 2  
Auburn Montgomery 4, St. Francis 3  
Lewis-Clark State 5, Southeastern Oklahoma 3  
Lewis-Clark State 9, Auburn Montgomery 4 (championship)

## 1991

North Florida 4, Grand View (Iowa) 3  
Hawaii Pacific 7, Spring Arbor (Mich.) 4  
South Carolina-Aiken 5, Point Park (Pa.) 3  
Grand View 7, Spring Arbor 4  
North Florida 7, Southern Arkansas 6  
Lewis-Clark State (Idaho) 9, Lubbock Christian (Texas) 4  
Lubbock Christian 14, Point Park 13  
Lewis-Clark State 13, Oral Roberts (Okla.) 8  
Lubbock Christian 9, Southern Arkansas 4  
Oral Roberts 6, Grand View 0  
North Florida 8, Hawaii Pacific 7  
Lewis-Clark State 19, South Carolina-Aiken 6  
Hawaii Pacific 8, Lubbock Christian 4  
Oral Roberts 3, South Carolina-Aiken 2  
Lewis-Clark State 11, North Florida 3  
Oral Roberts 3, North Florida 2  
Lewis-Clark State 11, Hawaii Pacific 4  
Lewis-Clark State 7, Oral Roberts 0 (championship)

## 1992

Auburn Montgomery (Ala.) 5, Mount Olive (N.C.) 4  
Oklahoma City 17, Wilmington (Del.) 0  
Mary Hardin-Baylor (Texas) 8, Spring Arbor (Mich.) 5  
Lewis-Clark State (Idaho) 20, Winona State (Minn.) 0  
Wilmington 6, Mount Olive 0  
Winona State 5, Spring Arbor 4  
Oklahoma City 5, Auburn Montgomery 4  
Lewis-Clark State 4, Mary Hardin-Baylor 3  
Mary Hardin-Baylor 6, Wilmington 5  
Winona State 6, Auburn Montgomery 4  
Lewis-Clark State 12, Oklahoma City 3  
Lewis-Clark State 8, Winona State 1  
Mary Hardin-Baylor 8, Oklahoma City 7  
Lewis-Clark State 14, Mary Hardin-Baylor 4 (championship)

## 1993

St. Francis (Ill.) 11, Point Loma Nazarene (Calif.) 3  
Geneva (Pa.) 2, St. Mary's (Texas) 1  
Carson-Newman (Tenn.) 3, Cumberland (Tenn.) 2  
Southeastern Oklahoma 6, Marian (Wis.) 5  
Point Loma Nazarene 5, St. Mary's 1  
St. Francis 6, Geneva 4  
Cumberland 10, Marian 4  
Southeastern Oklahoma 5, Carson-Newman 2  
Point Loma Nazarene 14, Carson-Newman 4  
Cumberland 6, Geneva 1  
St. Francis 7, Southeastern Oklahoma 0  
Southeastern Oklahoma 4, Point Loma Nazarene 1  
St. Francis 1, Cumberland 0  
St. Francis 4, Southeastern Oklahoma 2 (championship)

## 1994

Kennesaw State (Ga.) 4, Point Loma Nazarene (Calif.) 2  
Dallas Baptist (Texas) 11, Siena Heights (Mich.) 0

Southeastern Oklahoma 18, Wilmington (Del.) 2 (7 innings)  
St. Ambrose (Iowa) 5, Coker (S.C.) 3  
Point Loma Nazarene 5, Siena Heights 3  
Coker 5, Wilmington 0  
Kennesaw State 6, Dallas Baptist 4  
Southeastern Oklahoma 10, St. Ambrose 1  
St. Ambrose 3, Point Loma Nazarene 2  
Dallas Baptist 6, Coker 2  
Kennesaw State 6, Southeastern Oklahoma 5  
Southeastern Oklahoma 10, Dallas Baptist 9  
Kennesaw State 6, St. Ambrose 2  
Kennesaw State 2, Southeastern Oklahoma 0 (championship)

## 1995

St. Francis (Ill.) 7, St. Mary's (Texas) 6  
Cumberland (Tenn.) 3, Southeastern Oklahoma 0  
Lewis-Clark State (Idaho) 10, Wilmington (Del.) 0 (7 innings)  
Birmingham-Southern (Ala.) 2, Bellevue (Neb.) 1  
Southeastern Oklahoma 5, St. Mary's 4  
Bellevue 9, Wilmington 6  
Cumberland 5, St. Francis 1  
Lewis-Clark State 11, Birmingham-Southern 6 (12 innings)  
Birmingham-Southern 10, Southeastern Oklahoma 3  
Bellevue 11, St. Francis 9 (10 innings)  
Cumberland 4, Lewis-Clark State 0  
Bellevue 8, Lewis-Clark State 7  
Birmingham-Southern 3, Cumberland 2  
Bellevue 7, Birmingham-Southern 5  
Bellevue 8, Cumberland 5 (championship)

## 1996

Cumberland (Tenn.) 2, St. Thomas (Fla.) 1  
Lewis-Clark State (Idaho) 2, Geneva (Pa.) 1  
Ohio Dominican 12, Oklahoma Baptist 2 (7 innings)  
St. Ambrose (Iowa) 2, St. Mary's (Texas) 0  
St. Thomas 4, Geneva 3  
St. Mary's 7, Oklahoma Baptist 0  
Lewis-Clark State 9, Cumberland 4  
St. Ambrose 16, Ohio Dominican 5  
Cumberland 3, St. Mary's 1  
St. Thomas 7, Ohio Dominican 4  
Lewis-Clark State 3, St. Ambrose 1  
St. Ambrose 9, Cumberland 8  
Lewis-Clark State 4, St. Thomas 2  
Lewis-Clark State 9, St. Ambrose 0 (championship)

## 1997

Cumberland (Tenn.) 8, Mount Vernon Nazarene (Ohio) 4  
Brewton-Parker (Ga.) 11, Dominican (N.Y.) 1  
California Baptist 8, Dallas Baptist (Texas) 2  
Southeastern Oklahoma 10, Bellevue (Neb.) 8  
Mount Vernon Nazarene 10, Dominican 0  
Bellevue 5, Dallas Baptist 2  
Brewton-Parker 3, Cumberland 2  
California Baptist 9, Southeastern Oklahoma 4  
Bellevue 7, Cumberland 3  
Southeastern Oklahoma 6, Mount Vernon Nazarene 5 (10 innings)  
Brewton-Parker 9, California Baptist 7 (10 innings)  
Brewton-Parker 8, Southeastern Oklahoma 1  
Bellevue 3, California Baptist 1  
Brewton-Parker 8, Bellevue 4 (championship)

## 1998

Cumberland (Tenn.) 8, Point Park (Pa.) 4  
Indiana Tech 11, St. Thomas (Fla.) 2  
Albertson (Idaho) 8, Culver-Stockton (Mo.) 7  
Bellevue (Neb.) 7, Oklahoma City 2  
St. Thomas 13, Point Park 8 (10 innings)  
Oklahoma City 9, Culver-Stockton 6  
Indiana Tech 16, Cumberland 4  
Albertson 6, Bellevue 4  
Oklahoma City 18, Cumberland 3  
Bellevue 16, St. Thomas 8  
Albertson 19, Indiana Tech 5  
Indiana Tech 7, Bellevue 4  
Oklahoma City 5, Albertson 4  
Indiana Tech 8, Oklahoma City 6  
Albertson 6, Indiana Tech 3 (championship)

## 1999

Culver-Stockton (Mo.) 7, Dominican (N.Y.) 1  
Bellevue (Neb.) 12, Dallas Baptist (Texas) 11 (10 innings)  
Albertson (Idaho) 9, Indiana Tech 8

# Championship History

Birmingham-Southern (Ala.) 7, Embry-Riddle (Fla.) 3  
 Dallas Baptist 17, Dominican 8  
 Indiana Tech 9, Embry-Riddle 8  
 Albertson 9, Oklahoma City 2  
 Lewis-Clark State (Idaho) 14, Culver-Stockton 0  
 Oklahoma City 14, Dallas Baptist 3  
 Culver-Stockton 6, Indiana Tech 5  
 Albertson 7, Birmingham-Southern 5  
 Lewis-Clark State 9, Bellevue 4  
 Birmingham-Southern 8, Oklahoma City 6  
 Culver-Stockton 7, Bellevue 3  
 Lewis-Clark State 7, Albertson 3  
 Albertson 7, Culver-Stockton 2  
 Lewis-Clark State 3, Birmingham-Southern 0  
 Albertson 2, Lewis-Clark State 1  
 Lewis-Clark State 7, Albertson 2 (championship)

## 2000

Shawnee State (Ohio) 11, Indiana Tech 0  
 Dallas Baptist (Texas) 5, St. Thomas (Fla.) 4  
 The Master's (Calif.) 6, Birmingham-Southern (Ala.) 5  
 Lewis-Clark (Idaho) 10, Brewton-Parker (Ga.) 4  
 Indiana Tech 18, St. Thomas 10  
 Brewton-Parker 5, Birmingham-Southern 2  
 Shawnee State 6, Albertson (Idaho) 4  
 Lewis-Clark State 9, Bellevue (Neb.) 3  
 Albertson 3, Brewton-Parker 2  
 Indiana Tech 8, Bellevue 7  
 Dallas Baptist 9, Shawnee State 8  
 Lewis-Clark State 15, The Master's 1  
 Indiana Tech 4, Albertson 3  
 The Master's 10, Shawnee State 1  
 Lewis-Clark State 4, Dallas Baptist 3  
 Dallas Baptist 6, The Master's 4  
 Lewis-Clark State 9, Indiana Tech 8  
 Lewis-Clark State 10, Dallas Baptist 1 (championship)

## 2001

Western Oregon 9, Warner Southern (Fla.) 8  
 Birmingham-Southern (Ala.) 13, Ohio Dominican 2  
 Bellevue (Neb.) 13, Biola (Calif.) 2  
 Lewis-Clark State (Idaho) 10, Mobile (Ala.) 4  
 Biola 19, Mobile 2  
 Warner Southern 15, Ohio Dominican 13  
 Western Oregon 5, Dallas Baptist (Texas) 4  
 Lewis-Clark State 5, Indiana Tech 4  
 Dallas Baptist 14, Biola 0  
 Warner Southern 6, Indiana Tech 1  
 Western Oregon 16, Birmingham-Southern 8  
 Lewis-Clark State 7, Bellevue 2  
 Birmingham-Southern 9, Dallas Baptist 1  
 Bellevue 5, Warner Southern 3 (10 innings)  
 Lewis-Clark State 18, Western Oregon 0  
 Bellevue 12, Western Oregon 7  
 Birmingham-Southern 10, Lewis-Clark State 3  
 Birmingham-Southern 17, Bellevue 11  
 Birmingham-Southern 8, Lewis-Clark State 3 (championship)

## 2002

Mayville State (N.D.) 11, Indiana Tech 10  
 Albertson (Idaho) 17, Embry-Riddle (Fla.) 10 (11 innings)  
 Oklahoma City 14, Olivet Nazarene (Ill.) 6  
 Lewis-Clark State (Idaho) 13, Bellevue (Neb.) 0  
 Embry-Riddle 13, Indiana Tech 12  
 Olivet Nazarene 6, Bellevue 5 (10 innings)  
 Mayville State 16, Ohio Dominican 11  
 Lewis-Clark State 2, Spalding (Ky.) 0  
 Ohio Dominican 5, Olivet Nazarene 1  
 Embry-Riddle 13, Spalding 5  
 Albertson 7, Mayville State 3  
 Oklahoma City 13, Lewis-Clark State 10  
 Embry-Riddle 13, Mayville State 4  
 Lewis-Clark State 11, Ohio Dominican 4  
 Albertson 6, Oklahoma City 4  
 Oklahoma City 14, Embry-Riddle 9  
 Lewis-Clark State 5, Albertson 0  
 Oklahoma City 10, Albertson 8  
 Lewis-Clark State 10, Oklahoma City 8 (championship)

## 2003 (Seedings began)

(10) Ohio Dominican 6, (7) Olivet Nazarene (Ill.) 3  
 (8) LSU Shreveport (La.) 11, (9) Indiana Tech 1  
 (5) Bellevue (Neb.) 11, (4) Biola (Calif.) 8

(3) Lewis-Clark State (Idaho) 11, (6) Spalding (Ky.) 5  
 Indiana Tech 9, Biola 7  
 Spalding 4, Olivet Nazarene 2  
 (2) Embry-Riddle (Fla.) 11, Ohio Dominican 2  
 (1) Oklahoma City 13, LSU Shreveport (La.) 5  
 Indiana Tech 12, Ohio Dominican 7  
 LSU Shreveport (La.) 8, Spalding 4  
 Oklahoma City 8, Bellevue 7 (10 innings)  
 Lewis-Clark State 7, Embry-Riddle 3  
 Bellevue 7, Indiana Tech 6  
 LSU Shreveport (La.) 14, Embry Riddle 4  
 Oklahoma City 4, Lewis-Clark State 3  
 Lewis-Clark State 16, Bellevue 3  
 Oklahoma City 12, LSU Shreveport (La.) 2  
 Lewis-Clark State 6, Oklahoma City 5  
 Lewis-Clark State 7, Oklahoma City 5 (championship)

## 2004

(7) Point Loma Nazarene (Calif.) 6, (10) Jamestown (N.D.) 3  
 (8) William Penn (Iowa) 2, (9) Concordia (Ore.) 1  
 (5) Cumberland (Tenn.) 9, (4) Bellevue (Neb.) 7  
 (3) Lewis-Clark State (Idaho) 2, (6) Mount Vernon Nazarene (Ohio) 0  
 Concordia 9, Bellevue 3  
 Mount Vernon Nazarene 7, Jamestown 0  
 Point Loma Nazarene 10, Embry-Riddle (Fla.) 2  
 (1) Oklahoma City 9, William Penn 4  
 (2) Embry-Riddle 15, Concordia 5  
 Mount Vernon Nazarene 11, William Penn 6  
 Cumberland 12, Oklahoma City 8  
 Point Loma Nazarene 4, Lewis-Clark State 3  
 Oklahoma City 10, Mount Vernon Nazarene 2  
 Embry-Riddle 6, Lewis-Clark State 5  
 Cumberland 13, Point Loma Nazarene 2  
 Oklahoma City 12, Point Loma Nazarene 2  
 Cumberland 14, Embry-Riddle 10  
 Cumberland 10, Oklahoma City 3 (championship)

## 2005

(8) Spalding (Ky.) 9, (9) Briar Cliff (Iowa) 3  
 (5) Cumberland (Tenn.) 11, (4) Biola (Calif.) 4  
 (3) Lewis-Clark State (Idaho) 5, (6) Lee (Tenn.) 4  
 (7) Ohio Dominican 9, (10) Aquinas (Mich.) 8  
 Biola (Calif.) 4, Briar Cliff (Iowa) 1  
 Aquinas (Mich.) 11, Lee (Tenn.) 2  
 (1) Embry-Riddle (Fla.) 11, Spalding 3  
 (2) Oklahoma City 17, Ohio Dominican 0  
 Biola 9, Ohio Dominican 0  
 Spalding 13, Aquinas 5  
 Cumberland 12, Embry-Riddle 4  
 Oklahoma City 11, Lewis-Clark State 10  
 Embry-Riddle 6, Biola 3  
 Lewis-Clark State 14, Spalding 3  
 Oklahoma City 6, Cumberland 2  
 Lewis-Clark State 4, Cumberland 2  
 Embry-Riddle 12, Oklahoma City 5  
 Embry-Riddle 5, Lewis-Clark State 0  
 Oklahoma City 8, Embry-Riddle 1 (championship)

## 2006

(7) Bellevue (Neb.) 6, (10) Saint Xavier (Ill.) 3  
 (8) Concordia (Calif.) 5, (9) Seton Hill (Pa.) 4  
 (4) Cumberland (Tenn.) 7, (5) Auburn Montgomery (Ala.) 1  
 (6) Lubbock Christian (Texas) 4, (3) Lewis-Clark State (Idaho) 3  
 Auburn Montgomery 14, Seton Hill 9  
 Lewis-Clark State 9, St. Xavier 3  
 (1) Embry-Riddle (Fla.) 7, Concordia 4  
 (2) British Columbia (Canada) 13, Bellevue 11  
 Auburn Montgomery 7, Bellevue 6 (10 innings)  
 Lewis-Clark State 17, Concordia 2  
 Cumberland 7, Embry-Riddle 2  
 British Columbia 23, Lubbock Christian 5  
 Lubbock Christian 7, Auburn Montgomery 6  
 Lewis-Clark State 11, Embry-Riddle 10  
 Cumberland 10, British Columbia 6  
 Lewis-Clark State 4, British Columbia 1  
 Lubbock Christian 6, Cumberland 5  
 Cumberland 12, Lubbock Christian 1  
 Lewis-Clark State 5, Cumberland 4 (11 innings, championship)

## 2007

(10) Walsh (Ohio) 3, (7) St. Thomas (Fla.) 2  
 (8) Lindenwood (Mo.) 18, (9) Houston Baptist (Texas) 4 (7 innings)  
 (5) Bellevue (Neb.) 12, (4) Cumberland (Tenn.) 10

(3) Lewis-Clark State (Idaho) 11, (6) Lee (Tenn.) 7  
 Houston Baptist 5, Cumberland (Tenn.) 2  
 Lee 5, St. Thomas 4 (12 innings)  
 (2) Spring Arbor (Mich.) 8, Walsh 5  
 Lindenwood 14, (1) Azusa Pacific (Calif.) 9  
 Houston Baptist 10, Walsh 5  
 Azusa Pacific 7, Lee 4  
 Bellevue 9, Lindenwood 7  
 Lewis-Clark State 7, Spring Arbor 0  
 Houston Baptist 5, Azusa Pacific 1  
 Spring Arbor 14, Lindenwood 6  
 Lewis-Clark State 8, Bellevue 1  
 Spring Arbor 7, Bellevue 5  
 Lewis-Clark State 8, Houston Baptist 7  
 Lewis-Clark State 9, Spring Arbor 2 (championship)

## 2008

(7) Spring Arbor (Mich.) 7, (10) Jamestown (N.D.) 5  
 (8) Bellevue (Neb.) 15, (9) Ohio Dominican 3 (8 innings)  
 (5) Union (Ky.) 9, (4) Azusa Pacific (Calif.) 8  
 (3) Lewis-Clark State (Idaho) 19, (6) Embry-Riddle (Fla.) 0 (7 innings)  
 Azusa Pacific 9, Ohio Dominican 2  
 Embry-Riddle 10, Jamestown 5  
 (2) Oklahoma City 10, Spring Arbor 2  
 (1) Lee (Tenn.) 7, Bellevue 1  
 Spring Arbor 11, Azusa Pacific 10  
 Embry-Riddle 6, Bellevue 1  
 Lee 14, Union 8  
 Lewis-Clark State 9, Oklahoma City 5 (12 innings)  
 Spring Arbor 8, Union 7  
 Oklahoma City 11, Embry-Riddle 6  
 Lee 5, Lewis-Clark State 2  
 Lewis-Clark State 9, Spring Arbor 4  
 Lee 6, Oklahoma City 5  
 Lewis-Clark State 7, Lee 6  
 Lewis-Clark State 8, Lee 3 (championship)

## 2009

(9) Lee (Tenn.) 5, (8) Campbellsville (Ky.) 2  
 (4) Berry (Ga.) 10, (5) Southern Poly State (Ga.) 5  
 (3) Point Loma Nazarene (Calif.) 10, (6) Embry-Riddle (Fla.) 0 (8 innings)  
 (7) Lewis-Clark State (Idaho) 5, (10) Fresno Pacific (Calif.) 0  
 Southern Poly State 8, Campbellsville 6  
 Fresno Pacific 8, Embry-Riddle 6  
 (1) Lubbock Christian (Texas) 11, Lee 0  
 (2) Oklahoma City 10, Lewis-Clark State 8  
 Lee 5, Fresno Pacific 4  
 Southern Poly State 9, Lewis-Clark State 6  
 Lubbock Christian 11, Berry 5  
 Point Loma Nazarene 8, Oklahoma City 3  
 Lee 5, Berry 3  
 Oklahoma City 8, Southern Poly State 4 (10 innings)  
 Point Loma Nazarene 2, Lubbock Christian 1  
 Lubbock Christian 14, Oklahoma City 4  
 Point Loma Nazarene 8, Lee 6  
 Lubbock Christian 5, Point Loma Nazarene 1  
 Lubbock Christian 11, Point Loma Nazarene 8 (championship)

## 2010

(7) Embry-Riddle (Fla.) 3, (10) Tennessee Wesleyan 2 (12 innings)  
 (9) Point Loma Nazarene (Calif.) 9, (8) Belhaven (Miss.) 1  
 (4) Lee (Tenn.) 7, (5) Lubbock Christian (Texas) 6  
 (6) Oklahoma City 8, (3) California Baptist 0  
 Belhaven 3, Lubbock Christian 2  
 California Baptist 10, Tennessee Wesleyan 3  
 (2)Cumberland (Tenn.) 9, Embry-Riddle (Fla.) 1  
 (1) Lewis-Clark State (Idaho) 10, Point Loma Nazarene 5  
 Embry-Riddle 8, Belhaven 4  
 Point Loma Nazarene 7, California Baptist 6  
 Lee 8, Lewis-Clark State 0  
 Cumberland 8, Oklahoma City 1  
 Embry-Riddle 10, Lewis-Clark State 7  
 Point Loma Nazarene 8, Oklahoma City 5  
 Cumberland 11, Lee 9  
 Cumberland 13, Point Loma Nazarene 7  
 Lee 10, Embry-Riddle 7  
 Cumberland 4, Lee 3 (championship)



# Championship History

**2011**  
(9) Concordia (Calif.) 7, (8) Faulkner (Ala.) 2  
(4) LSU Shreveport (La.), 5, (5) Lee (Tenn.) 4  
(6) Lubbock Christian (Texas) 7, (3) Oklahoma Baptist 2  
(7) Lewis-Clark State (Idaho) 5, (10) Tennessee Wesleyan 4  
Lee 7, Faulkner 3  
Oklahoma Baptist 8, Tennessee Wesleyan 6  
(1) Embry-Riddle (Fla.) 9, Concordia 3  
(2) Oklahoma City 2, Lewis-Clark State 1  
Concordia 7, Oklahoma Baptist 5  
Lee 7, Lewis-Clark State 3  
LSU Shreveport 3, Embry-Riddle 2 (10)  
Lubbock Christian 8, Oklahoma City 1  
Lee 7, Embry-Riddle 4  
Concordia 7, Oklahoma City 4  
Lubbock Christian 3, LSU Shreveport 0  
Concordia 8, LSU Shreveport 4  
Lee 1, Lubbock Christian 0  
Lubbock Christian 10, Lee 2  
Concordia 9, Lubbock Christian 3 (championship)



# All-Time All-Americans

The following is a list of players (alphabetically, by school) selected to NAIA All-America baseball teams since All-America teams were first selected in 1961. The numbers following each institution indicate the institution's number of All-Americans followed by the number of different individuals selected to All-America teams. The number following each individual indicates a first or second team selection. Honorable Mentions are not on this list.

## Adams State (Colo.) (3/1)

1969-Randy Gettman, OF (2)  
1971-Randy Gettman, OF (2)  
1972-Randy Gettman, OF (2)

## Albuquerque (N.M.) (1/1)

1969-Vic Ambrose, INF (1)

## Alvernia (Pa.) (1/1)

1991-Carl Solarek, OF (2)

## Anderson (Ind.) (6/4)

1965-Bob Weigle, OF (1)  
1979-Rod Nealeigh, INF (2)  
1980-Rod Nealeigh, INF (1)  
1983-Bob Fields, C (2)  
1989-Brian Heigle, P (2)  
1990-Brian Heigle, P (2)

## Appalachian State (N.C.) (3/2)

1969-Bob Billings, C (2)  
1970-Bob Billings, OF (1)  
1971-Ron Hodges, C (2)

## Aquinas (Mich.) (5/5)

1981-Mark Hendrickson, OF (1)  
1982-Paul Assenmacher, P (2)  
1983-Kevin Vizard, 2B (1)  
1991-Tim Sullivan, P (1)  
1993-Kurt Huizenga, 3B (1)

## Arkansas-Monticello (1/1)

1993-Joe Daw, P (1)

## Arkansas Teachers (2/2)

1962-Clyde Traylor, OF (1)  
1963-Bill Tiner, INF (2)

## Arkansas Tech (1/1)

1976-Tommy Hester, OF (2)

## Athens State (Ala.) (1/1)

1976-Gary Redus, INF (2)

## Auburn Montgomery (Ala.) (14/12)

1992-Chris Norton, C (1)  
1992-Ken Folger, INF (2)  
1992-Mike Phillips, P (2)  
1992-Pookie Wilson, OF (2)  
1995-Scott Zepp, 2B (1)  
1998-Heath Zapf, DH (1)  
1998-Rudy Bailey, P (2)  
1999-Heath Zapf, DH (2)  
2001-Josh Harris, RP (1)  
2006-Junior Kelley (1)  
2007-Daniel Forrer, P (2)  
2007-Junior Kelley, 2B (1)  
2007-Paul Vasquez, C (1)  
2009-Cody Shields, OF (2)

## Avila (Mo.) (4/4)

1997-Mike Klein, DH (2)  
1999-Andrew Diaz, 3B (2)  
2004-Al Estrada, 2B (1)  
2007-Willie Keene, OF (1)

## Azusa Pacific (Calif.) (30/29)

1972-Bill McCorkle, INF (1)  
1973-Greg Sinnard, OF (1)  
1974-Chuck Van Schdych, OF (1)  
1974-Ted Dominican, INF (2)

1975-Paul Moskau, DH (1)  
1976-John Littlefield, P (2)  
1977-Bob Murphy, P (1)  
1978-Gary Barbone, OF (1)  
1979-Paul Serna, INF (1)  
1981-Tom Wick, OF (2)  
1982-Marty Rupnik, OF (2)  
1984-Rob Amble, OF (1)  
1984-Greg Swain, P (1)  
1984-Joe Grayston, SS (2)  
1990-Carlos Salazar, 1B (1)  
1993-Pedro Carranza, 3B (2)  
1995-Paul Coppes, OF (1)  
1997-Steve Esquibel, OF (1)  
1999-Justin Duarte, C (1)  
1999-John Knott, 1B (1)  
2002-B.J. Litchfield, RP (2)  
2005-Stephen Vogt, C (1)  
2006-Stephen Vogt, C (2)  
2007-Scott Hodsdon, UTL (1)  
2007-Stephen Vogt, C (1)  
2008-Matt Venegas, SS (1)  
2008-Kirk Nieuwenheis, OF (1)  
2008-Stephen Kohatsu, DH (2)  
2009-Brice Cutspec, INF (1)  
2010-Ryan Delgado, C (1)

## Bacone (Okla.) (3/3)

2003-Nick Saunders, 3B (2)  
2008-Joel Torres, 2B (1)  
2008-Julian Alvarez, OF (2)

## Belhaven (Miss.) (4/4)

1992-Ronnie Agterberg, 3B (2)  
1994-Ruben Cardona, 2B (1)  
2009-Craig Westcott, P (2)  
2010-Wade Broyles, RP (1)

## Bellevue (Neb.) (13/12)

1991-Tim Stutheit, INF (1)  
1992-Tim Stutheit, SS (2)  
1994-Chad Hopkins, DH (1)  
1997-Chris Carter, P (2)  
1998-Leo Beltran, 2B (2)  
1999-Eric Brown, OF (1)  
2000-Bodie Simpson, OF (1)  
2001-Ryo Sasahara, RP (2)  
2005-Jess LaCasse, P (1)  
2006-Mike McIntyre (2)  
2010-Brett Chamberlain, C (2)  
2010-Matty Johnson, OF (2)  
2011-Anthony Bazant, OF (1)  
2011-Juan Carlos Martinez, 2B (2)

## Benedictine (Kan.) (4/3)

1998-Willie DeGarcia, DH (2)  
2000-Clint Kaeding, 3B (1)  
2003-Ismael Casillas, P (2)  
2004-Ismael Casillas, P (1)

## Berry (Ga.) (3/3)

1967-Jimmy Maynor (2)  
1991-Mike Matvey, SS (2)  
2009-Matt McCalley, RP (2)

## Bethany (Calif.) (1/1)

2007-J.P. Lapointe, OF (2)

## Bethel (Ind.) (6/4)

1995-John Urbanski, P (1)  
1997-John Urbanski, P (2)  
1998-Craig Sherwood, C (2)  
2003-Marcel Guevara, OF (2)  
2004-Tom Gifford, 3B (1)  
2004-Marcel Guevara, 1B (1)

## Biola (Calif.) (9/8)

1979-Dave Disbro, P (2)  
1999-Jonathon Rouwenhorst, P (1)  
2002-Carl Galloway, DH (1)  
2003-Carl Galloway, DH (1)  
2003-Sam Orr, SS (1)  
2005-Jon Grijalva, RP (1)  
2008-Hawkins Gebbers, 2B (2)

2009-Billy Vopinek, RP (1)  
2011-Drake Fages, 3B (1)

## Birmingham-Southern (Ala.) (17/16)

1972-Ken Forehand, OF (2)  
1974-Steve Mayer, OF (2)  
1975-Tim Hosler, OF (1)  
1975-Robbie Wood, INF (1)  
1977-Jamie Boyle, INF (2)  
1978-Chip Burton, DH (2)  
1980-Mark Miranda, P (2)  
1982-Chris Holler, P (1)  
1986-Marc Mullins, 2B (2)  
1991-Steve Murphy, OF (2)  
1992-Steve Murphy, OF (1)  
1993-Lincoln Martin, 2B (2)  
1996-Monte Marshall, 2B (2)  
1996-Shane Wooten, P (2)  
1997-Billy Romans, SS (1)  
1998-Brock Lowell, C (1)  
1999-Chad Post, OF (2)

## Black Hills State (S.D.) (5/4)

1962-Orlin Kidner, OF (1)  
1963-Ron Hulscher, C (1)  
1964-Ron Hulscher, C (1)  
1965-Doug Stanford, OF (2)  
1971-Jerry Bakamane, INF (2)

## Boca Raton (Fla.) (1/1)

1988-Ed Sisko, DH (2)

## Brevard (N.C.) (1/1)

2004-Ray Gill, 1B (2)

## Brewton-Parker (Ga.) (13/11)

1991-Butch Smith, 1B (2)  
1992-Jim Farrow, P (1)  
1992-Butch Smith, 1B (2)  
1993-Jeff Boatner, OF (1)  
1994-Rodney Tisdale, OF (1)  
1995-Mike Emerson, OF (1)  
1995-Brian Fitzgerald, C (1)  
1996-Jason Kinchen, INF (1)  
1997-Jason Kinchen, 1B (1)  
1997-Hand Woodman, P (1)  
1997-Eric Herndon, OF (2)  
2000-Misha Dworken, C (1)  
2000-Steve Carver, P (2)

## Briar Cliff (Iowa) (5/3)

1992-Reed Secrist, OF (1)  
1996-Calvin Tanton, C (1)  
1997-Calvin Tanton, C (1)  
1998-Bryan Mack, INF (1)  
1998-Calvin Tanton, C (2)

## British Columbia (5/4)

2001-Jeff Francis, P (1)  
2002-Jeff Francis, P (1)  
2005-Mark Capone, 2B (2)  
2006-Conner Janes, OF (2)  
2006-Shawn Schaefer, P (2)

## Buena Vista (Iowa) (2/2)

1966-David Wolfe, INF (1)  
1968-Larry Bittner, P (2)

## California Baptist (11/9)

1983-Larry Smith, P (2)  
1988-Chris Kerr, C (2)  
1989-Tim Lopez, OF (2)  
1997-Robert Muro, OF (2)  
1998-Robert Muro, 3B (2)  
2000-Esteban Enriquez, OF (2)  
2006-Aaron Seuss (1)  
2006-Robert Lundy (2)  
2007-Aaron Seuss, OF (1)  
2010-Sharif Othman, C (2)  
2011-Brian Sharp, SS (2)

## California Lutheran (3/3)

1981-Mark Butler, P (2)

1981-Tom Ginther, SS (2)  
1983-Mark Bush, OF (2)

## California State (Pa.) (2/2)

1968-Joe Lechner, INF (2)  
1970-Dennis Brown, INF (2)

## Cameron (Okla.) (1/1)

1989-Rod Cain, 3B (2)

## Campbellsville (Ky.) (5/5)

1995-Demond Thomas, INF (1/1)  
1999-Enrique Lazu, INF (1)  
2006-Donnie Johnson (1)  
2009-Brian Chase, 1B (2)  
2009-Chris Curley, 3B (2)

## Carson-Newman (Tenn.) (17/12)

1965-Roy Hill, INF (1)  
1965-Clyde Wright, P (1)  
1966-Danny Pierce, INF (1)  
1966-W.A. Wright, C (2)  
1967-W.A. Wright, C (1)  
1967-Mike Levi, P (2)  
1968-W.A. Wright, C (1)  
1969-Tom Jones, OF (1)  
1970-Tom Jones, INF (1)  
1971-Bill Stover, OF (1)  
1972-Carl Torbush, C (2)  
1973-Carl Torbush, C (1)  
1974-Carl Torbush, C (2)  
1977-Danny Maples, C (2)  
1981-Duane Hicks, DH (1)  
1986-Dave Owen, P (2)  
1992-Mike Brady, C (1)

## Catawba (N.C.) (1/1)

1988-Brian Boltz, P (1)

## Cedarville (Ohio) (1/1)

1966-Charles Wilkins, P (1)

## Central Arkansas (1/1)

1992-Marquis Riley, OF (2)

## Central Michigan (2/2)

1963-Carmen Fanzone, INF (2)  
1964-Dave Keilitz, INF (1)

## Central State (Ohio) (2/2)

1970-Barry Steele, C (2)  
1982-Terry Edwards, OF (2)

## Central State (Okla.) (1/1)

1984-Brett Turner, OF (2)

## Central Washington (2/2)

1969-Bill North, OF (1)  
1982-Tim Slavin, OF (2)

## Ciaramonte-Mudd (Calif.) (5/4)

1961-Wes Parker, 1B (1)  
1972-Dave Wells, INF (2)  
1973-Bill Mills, INF (1)  
1975-Wynnsan Moore, OF (2)  
1976-Wynnsan Moore, OF (1)

## Coastal Carolina (S.C.) (5/5)

1978-Steve Billingsley, OF (2)  
1980-Steve Smith, P (1)  
1983-Mickey Brantley, OF (1)  
1983-Mark Clemons, P (2)  
1985-Kirt Manwaring, C (2)

## Coker (S.C.) (1/1)

1994-Robby Alexander, P (2)

## College of Idaho (6/5)

1996-Jason Simontacchi, P (2)  
1997-Levi Lacey, P (1)  
1998-Levi Lacey, P (1)  
1998-Aaron Smith, P (2)  
1999-James Atwood, P (2)

1999-Greg Schelhaas, INF (2)

## Concordia (Calif.) (1/1)

2007-Matt Ross, 3b 92)

## Concordia (Ore.) (1/1)

2004-Michael Devaney, P (2)

## Cumberland (Tenn.) (37/35)

1986-Mickey Martin, OF (1)  
1986-Joe Modica, 1B (2)  
1989-Gary Dayhoff, OF (1)  
1989-Tim Hall, C (2)  
1989-Bobby Perva, 3B (2)  
1989-Luis Ruiz, UTL (2)  
1993-Pat Sanders, 1B (2)  
1994-Joe Fushey, P (2)  
1995-Ric Balias, OF (2)  
1995-Steve Green, C (2)  
1995-Jason Weilert, DH (2)  
1996-Kevin Hite, P (1)  
1996-Steve Green, C (2)  
1997-Mike Dutton, P (1)  
1997-Steve Green, C (1)  
1997-Marc Suarez, C (1)  
1998-Randy Stegall, SS (1)  
1998-Brian Foster, OF (2)  
1998-Moses Mandelbaum, 1B (2)  
2000-Bill Keppinger, INF (1)  
2001-Dave Beck, P (1)  
2001-Chris Smith, OF (1)  
2003-Tavaris Gary, OF (1)  
2003-Chili Miranda, INF (1)  
2004-Charlie MacFarlane, OF (1)  
2005-Chris Torres, C (2)  
2005-Donnie Burkhalter, 1B (2)  
2005-Phillip Cuadrado, 3B (2)  
2006-Angel Mercado (1)  
2006-Drew Shetrone (2)  
2010-Matt Greener, 3B (1)  
2010-Troy Frazier, OF (1)  
2010-Kris Miller, OF (1)  
2010-Shawn Schaefer, P (1)  
2010-Aaron Wilkerson, P (2)  
2011-Aaron Wilkerson, P (1)  
2011-Mike Mandarino, DH (2)

## Cumberlands (Ky.) (1/1)

2008-Trevor Urbanick, OF (1)

## Dakota Wesleyan (S.D.) (1/1)

2010-Casey Solem, OF (2)

## Dallas (Texas) (2/1)

1964-H.S. Duke, INF (1)  
1965-H.S. Duke, INF (1)

## Dallas Baptist (Texas) (25/23)

1977-Moose Cook, P (2)  
1978-Moose Cook, P (2)  
1986-David Jefferson, OF (2)  
1987-Javan Reagans, OF (2)  
1988-Mark Brown, 3B (2)  
1988-Jay Gravens, P (2)  
1989-Mike Rodriguez, 2B (1)  
1989-Chan Yun, 3B (1)  
1991-Jerome McGary, DH (2)  
1993-Steve Gann, 2b, (1)  
1994-Jason Parsons, lf, (2)  
1995-Scott Harp, OF (2)  
1995-Jason LaRue, C (2)  
1996-Ryan Andersen, SS (1)  
1996-Scott Harp, OF (1)  
1996-Karl Chatman, OF (2)  
1997-Brandon Harper, C (2)  
1998-Lew Ford, OF (1)  
1998-Cameron White, C (1)  
2000-Jon Browder, P (1)  
2001-Steven Berry, 2B (2)  
2001-Kenny Trapp, P (2)  
2002-Joshua Causey, INF (1)  
2002-Cody Sadler, OF (2)  
2002-Chad Shindle, 1B (2)



# All-Time All-Americans

## Dana (Neb.) (2/2)

1981-John Schnaible, OF (2)  
1982-Dale DeBuhr, C (1)

## Denver (Colo.) (2/2)

1989-Jim Elliott, C (1)  
1990-Dave Schroer, OF (2)

## Dominican (N.Y.) (6/5)

1988-Kevin Baez, SS (2)  
1992-Anthony Magnelli, DH (2)  
1993-Anthony Magnelli, DH (2)  
1997-Chad Jeffries, OF (2)  
1997-Eric Martin, C (2)  
2001-Rich Scalamandre, P (2)

## East Carolina (N.C.) (4/4)

1961-Larry Clayton, OF (1)  
1961-Larry Crayton, P (1)  
1961-Glenn Bass, SS (2)  
1963-Lacy West, OF (2)

## East Central (Okla.) (1/1)

1962-Francisco Sanchez, 1B (1)

## East Texas Baptist (1/1)

1996-Derek Thompson, 1B (2)

## Eastern Connecticut (5/3)

1970-Lenny Reed, OF (2)  
1972-John Caneira, P (2)  
1973-John Caneira, P (2)  
1974-John Caneira, P (2)  
1975-Steve Thomas, P (1)

## Eastern Illinois (3/2)

1964-Val Bush, INF (2)  
1964-Marty Pattin, P (2)  
1965-Val Bush, OF (2)

## Eastern Michigan (3/3)

1968-John Clay, OF (1)  
1970-Jeff Peck, INF (1)  
1970-Terry Trott, OF (1)

## Eastern New Mexico (1/1)

1972-Gary Wright, INF (2)

## Eastern Oregon (1/1)

1991-Michael Spencer, 3B (2)

## Eastern Washington (1/1)

1962-Ernie Smith, 1B (2)

## Elmhurst (Ill.) (1/1)

1979-Frank Burdi, C (2)

## Elon (N.C.) (5/5)

1979-Phil Baskerville, OF (1)  
1981-Joey Hackett, OF (2)  
1983-Joel Weiss, OF (2)  
1985-John Driscoll, P (2)  
1989-Donnie Brown, INF (1)

## Embry-Riddle (Fla.) (26/24)

1995-David Blanton, P (2)  
1996-Johnny Goodrich, OF (1)  
1996-Frankie Thompson, P (1)  
1996-Jarred Mathis, C (2)  
1998-Brad Murray, P (2)  
1999-Luke Martin, P (1)  
1999-Dan Calverly, C (2)  
2002-Bryan Anderson, P (1)  
2002-Justin Smith, C (1)  
2003-Bryan Anderson, P (1)  
2004-Patrick Ryan, RP (1)  
2004-Bart Hunton, INF (2)  
2005-Kenny Holmberg, SS (1)  
2005-Sean Greear, OF (1)  
2005-Patrick Ryan, P (2)  
2006-Derrick Pyles (1)  
2006-Brian Letko (1)

2007-Brian Letko, P (2)  
2008-Jordan Roberts, P (1)  
2008-Aaron Vamum, RP (2)  
2009-Justin Zinkovich, P (1)  
2010-Austin Quinn, P (1)  
2010-Phillip Reamy, RP (2)  
2011-Steve Sabins, 3B (2)  
2011-Tucker Jensen, P (2)  
2011-Ryan Vigue, P (2)

## Emporia State (Kan.) (21/20)

1970-Mike Plunkett, P (1)  
1976-Mike Shinn, C (1)  
1977-Frank Trujillo, INF (1)  
1977-Ben Bounous, P (2)  
1978-Brian Moyer, C (1)  
1979-Wilson Kilmer, P (1)  
1980-Mike Brown, OF (2)  
1981-Brad Hill, OF (1)  
1984-Brad Hill, OF (2)  
1985-Phil McKinzie, P (1)  
1985-Ruben Ruiz, OF (2)  
1986-Pat Blasi, SS (1)  
1986-Tod Schultz, OF (1)  
1987-Mike Carlson, INF (1)  
1987-Steve Michael, P (1)  
1987-John Hernandez, OF (2)  
1988-Brett Berry, OF (2)  
1989-Brad Bascue, 1B (2)  
1989-Jon Perry, 2B (2)  
1991-Mike Holloway, P (2)  
1992-Anthony Delsi, DH (1)

## Erskine (S.C.) (1/1)

1973-Don Smith, INF (2)

## Faulkner (Ala.) (7/6)

1993-Wade Clark, INF (2)  
2002-Andy Priola, P (2)  
2003-Gene Cody, P (2)  
2006-Nick Stillwagon (1)  
2008-Kevin Leslie, OF (2)  
2009-Kevin Leslie, OF (2)  
2011-R.L. Eisenbach, P (1)

## Ferris State (Mich.) (4/3)

1965-Charles Gramlich, C (2)  
1973-Terry Kirkpatrick, OF (2)  
1974-Terry Kirkpatrick, C (1)  
1976-Joe Compton, DH (2)

## Fisher (Mass.) (1/1)

2008-Thomas Englehardt, 3B (2)

## Flagler (Fla.) (1/1)

1994-Chris DeClue, P (1)

## Florida Atlantic (1/1)

1983-Keith Foley, C (2)

## Fort Hays State (Kan.) (2/1)

1970-Ken Dinkel, INF (2)  
1971-Ken Dinkel, P (2)

## Francis Marion (S.C.) (2/2)

1979-Mike Wilson, INF (1)  
1990-Daniel Vizzini, DH (1)

## Freed-Hardeman (Tenn.) (3/3)

1996-Clay Murley, SS (2)  
1997-Casey Stokes, OF (2)  
2008-Josh Hester, P (2)

## Friends (Kan.) (1/1)

1996-Josh Robertson, C (1)

## Gardner-Webb (N.C.) (1/1)

1975-Gary Robinson, C (1)

## Geneva (Pa.) (2/2)

1987-Daryl Patten, 3B (1)  
1989-Mark Stanley, P (2)

## George Fox (Ore.) (1/1)

1997-Nate Barnett, INF (1)

## Georgetown (Ky.) (1/1)

1987-Tim Redman, C (1)

## Georgia College (6/5)

1982-Phil Arp, 1B (2)  
1983-Phil Arp, 1B (2)  
1984-Harry Ritch, 2B (1)  
1985-Keith Sloumb, 1B (1)  
1985-Tom Gorman, 2B (2)  
1985-Cary Rivers, P (2)

## Georgia Southern (11/9)

1961-J.E. Rowe, OF (1)  
1962-Bill Griffin, SS (1)  
1962-Pierce Blanchard, P (2)  
1963-Bill Griffin, SS (1)  
1963-Pierce Blanchard, P (2)  
1964-Jackie Hammond, INF (2)  
1964-Allen Payne, C (2)  
1965-Bobby Butler, OF (2)  
1967-Ken Szotkiewicz, INF (2)  
1968-Jim Dodson, P (1)  
1968-Jim Fields, OF (2)

## Georgia Southwestern State (4/4)

1998-Mark Clark, P (1)  
2002-Paul Bush, P (1)  
2002-Wes Shiver, OF (2)  
2003-John Stenzenko, OF (2)

## Glassboro State (N.J.) (4/3)

1965-Sal Ingemi, P (2)  
1967-Ken Lange, P (1)  
1967-Dennis Lynch, OF (2)  
1968-Ken Lange, P (1)

## Graceland (Iowa) (1/1)

2002-Darrick Jones, C (2)

## Grambling (La.) (11/11)

1961-Tom Agee, OF (1)  
1961-Clyde Parquet, P (2)  
1962-Hillary Bossier, P (1)  
1963-Frank Garnet, INF (1)  
1963-Don Welch, C (1)  
1964-Candy Robinson, P (1)  
1964-John Wyatt, OF (2)  
1965-Alex Pero, P (1)  
1966-Jophrey Brown, P (1)  
1967-Ralph Garr, INF (1)  
1967-Jimmie Jackson, P (1)

## Grand Canyon (Ariz.) (28/25)

1968-John Booth, OF (2)  
1969-Leroy McDonald, INF (1)  
1970-Ken Corley, P (1)  
1971-Frank Snook, P (2)  
1972-Bill Catalanotte, INF (1)  
1973-Kent Fulmer, OF (1)  
1973-Gary Graham, P (2)  
1974-Dan DeBattista, INF (1)  
1975-Larry Eubanks, OF (1)  
1975-Dan DeBattista, INF (2)  
1975-Doug Johnson, P (2)  
1976-Larry Eubanks, OF (1)  
1976-Tom Tellman, P (1)  
1978-Bob Bill, DH (1)  
1978-Dale Milton, OF (1)  
1979-Ray Alonzo, OF (1)  
1979-Eric Rasmussen, C (1)  
1979-Ed Bonine, P (2)  
1980-Eric Rasmussen, C (1)  
1980-Mike Villegas, P (2)  
1981-Rick Stromer, 3B (1)  
1982-Pete Bethea, C (1)  
1983-Jeff Dinkel, OF (1)  
1984-Darrell Higgs, P (2)  
1987-Joe Jordan, OF (2)  
1989-Chad Curtis, OF (1)  
1989-Dan Stenz, P (1)  
1990-Steve Phoenix, P (1)

## Grand Valley State (Mich.) (1/1)

1980-Terry Smith, INF (2)

## Grand View (Iowa) (12/10)

1982-Steve DeVenney, 2B (1)  
1984-Steve DeVenney, INF (2)  
1985-Dave Bauer, 3B (1)  
1986-Doug Bauer, 3B (2)  
1988-Mark Zeratsky, C (1)  
1994-Mark Reynolds, DH (2)  
1994-Jon Wilson, C (2)  
2000-David Burkholder, OF (1)  
2001-David Burkholder, OF (1)  
2001-Ben Fielland, SS (2)  
2002-Luke Vogel, 1B (1)  
2004-Derek Brant, C (1)  
2011-Brady Wathen, OF (1)

## Greenville (Ill.) (3/3)

1972-John Hammond, INF (2)  
1977-Tony Hubbard, C (2)  
1990-Ritchie Ware, 2B (2)

## Guilford (N.C.) (4/2)

1966-Jim Bryan, OF (2)  
1967-Tommy Grayson, INF (1)  
1968-Tommy Grayson, INF (1)  
1968-Jim Bryan, OF (2)

## Hanover (Ind.) (2/1)

1986-Bob Knecht, 2B (1)  
1987-Bob Knecht, 2B (1)

## Hardin-Simmons (Texas) (1/1)

1985-Steve Arias, SS (1)

## Harris-Stowe State (Mo.) (1/1)

2005-Jerry Hodges, 3B (1)

## Hastings (Neb.) (1/1)

2000-Jeff Faiman, C (2)

## Hawaii Pacific (2/2)

1986-Les Akeo, SS (2)  
1993-Ben Agbayani, OF (1)

## Henderson State (Ark.) (3/3)

1971-Don Matlock, C (1)  
1974-Larry Wills, INF (2)  
1989-Doug Smith, 2B (1)

## High Point (N.C.) (8/8)

1967-Ray Blossie, P (2)  
1969-Don Hickey, C (1)  
1975-Otis Foster, INF (1)  
1976-Dan England, P (2)  
1976-Terry Terrill, INF (2)  
1978-Jim Mugele, INF (1)  
1982-Ken Carter, 2B (2)  
1985-John Carty, OF (2)

## Houston Baptist (Texas) (4/3)

1995-Ryan Thomas, P (2)  
1996-Ryan Thomas, P (2)  
1999-Russell Chandler, 2B (2)  
2003-Joey Gregory, DH (2)

## Houston-Victoria (Texas) (2/2)

2009-Zane Williams, OF (2)  
2009-Ray Maldonado, P (2)

## Howard Payne (Texas) (1/1)

1993-Beck Wells, C (1)

## Huntingdon (Ala.) (1/1)

1986-Rick Durant, P (1)

## Huntington (Ind.) (2/2)

1972-Terry Zarger, INF (1)  
1978-Mark Parker, P (1)

## Illinois Tech (1/1)

1996-Jim Cannon, DH (1)

## Illinois Wesleyan (1/1)

1961-Del Southern, OF (2)

## Incarnate Word (Texas) (1/1)

1999-Rey Arrendondo, SS (2)

## Indiana Central (1/1)

1971-James McFarland, OF (1)

## Indiana Southeast (2/2)

1990-John Shields, C (2)  
1998-Jeremy Burchfield, INF (2)  
2010-Kyle Lenn, OF (2)

## Indiana State (1/1)

1963-Harlan Lautenschlager, INF (2)

## Indiana Tech (6/5)

1998-John Baum, OF (1)  
1999-John Baum, OF (2)  
1999-Adam Ward, 1B (2)  
2001-Jeremiah Deakins, OF (2)  
2004-Tyler Ryan, DH (1)  
2004-Jesse Hoover, P (2)

## Indiana Wesleyan (1/1)

2008-Brandon Moore, P (2)

## Jacksonville (Fla.) (1/1)

1963-Roger Strickland, OF (2)

## Jamestown (N.D.) (1/1)

2010-Erik Church, OF (2)

## Jarvis Christian (Texas) (1/1)

1975-Nathan Chapman, OF (2)

## John Brown (Ark.) (6/5)

1976-Randy Frizzell, OF (2)  
1977-David Stockstill, DH (2)  
1978-David Stockstill, OF (2)  
1980-Joey Squilla, INF (1)  
1980-Dave King, OF (2)  
1981-Jim Winn, P (1)

## Kansas Wesleyan (2/2)

2009-Brian Burke, C (2)  
2009-Nick Allaire, DH (2)

## Kearney State (Neb.) (4/2)

1967-Rich Osentowski, INF (2)  
1968-Rich Osentowski, OF (1)  
1969-Rich Osentowski, OF (1)  
1985-Scott Wilson, DH (1)

## Kennesaw State (Ga.) (1/1)

1994-Ryan Coe, C (1)

## Kentucky State (1/1)

1976-Jerome Williams, INF (1)

## King (Tenn.) (1/1)

1986-Jeff Necessary, OF (1)

## La Verne (Calif.) (24/16)

1963-Tom Trager, INF (1)  
1964-Jim Stillinger, OF (1)  
1965-Jim Stillinger, OF (1)  
1965-Doyle Lyman, P (2)  
1967-Rich Cruz, C (1)  
1968-Rich Cruz, C (1)  
1969-Mike Lacheur, C (1)  
1970-Mike Lacheur, C (1)  
1971-Mike Lacheur, C (2)  
1972-Jim Beal, OF (1)  
1972-Willie Norwood, OF (2)  
1973-Jim Beal, OF (1)  
1973-Jim Hawse, INF (2)  
1974-John Verhoeven, P (1)  
1974-Nick Leyva, INF (2)

# All-Time All-Americans

1975-Danny Graham, INF (1)  
 1975-Nick Leyva, INF (1)  
 1975-Dan Quisenberry, P (1)  
 1976-Tim Burzette, C (1)  
 1977-Tim Burzette, C (1)  
 1977-Steve Polan, INF (1)  
 1977-Bob Woldusky, OF (2)  
 1978-Steve Boncore, C (1)  
 1978-Tim Burzette, C (1)

## Lambuth (Tenn.) (1/1)

2002-Scott Paladichuk, 2B (1)

## Lee (Tenn.) (14/14)

2003-Kevin Young, C (2)  
 2004-Adam Blackwell, RP (2)  
 2004-Bradly Ethridge, DH (2)  
 2005-B.J. Church, P (1)  
 2005-Jimmy Stanfield, C (2)  
 2006-Andrew Shaver (1)  
 2006-Jon Kirby (1)  
 2007-Lance Zawadzki, SS (2)  
 2008-Pablo Lopez, RP (1)  
 2008-Chris Warters, 1B (2)  
 2009-Julian Alvarez, OF (1)  
 2010-JJ Costantino, OF (1)  
 2010-Junior Rodriguez, DH (1)  
 2011-Shay Crawford, P (1)

## Lewis (Ill.) (25/17)

1962-Ed Spiezio, 3B (1)  
 1963-Ed Spiezio, INF (1)  
 1965-Terry Milani, INF (1)  
 1965-Bob Miller, INF (2)  
 1966-Bob Miller, INF (1)  
 1966-John Lucenta, P (2)  
 1967-Joe Kloss, INF (2)  
 1968-Jim Brunette, INF (2)  
 1969-Jim Brunette, INF (2)  
 1972-Rick Beeler, INF (1)  
 1972-Tom Brennan, P (1)  
 1973-Tom Brennan, P (1)  
 1973-Mark Moriarty, INF (1)  
 1974-Tom Brennan, P (1)  
 1974-Ray Crowley, INF (1)  
 1974-George DiMatteo, OF (2)  
 1975-Jim Alessio, INF (1)  
 1975-Rick Baranak, C (1)  
 1975-George DiMatteo, OF (1)  
 1976-Rick Baranak, C (1)  
 1976-Paul Stevens, INF (1)  
 1976-George DiMatteo, OF (2)  
 1977-John Crockett, DH (1)  
 1980-Jim Walsh, OF (1)  
 1980-Ken Weislak, INF (1)

## Lewis & Clark (Ore.) (4/4)

1961-Royce McDaniel, OF (1)  
 1965-Ron Malone, C (2)  
 1971-Ken Toki, INF (2)  
 1977-Greg Thelen, INF (2)

## Lewis-Clark State (Idaho) (65/30)

1973-Bill Settle, C (2)  
 1974-Bill Settle, C (2)  
 1976-Tom Kramer, P (1)  
 1976-David Jost, INF (2)  
 1976-Gary Sady, C (2)  
 1977-Walt Mason, OF (2)  
 1978-Mickey Brusco, INF (2)  
 1978-Bill Hayne, P (2)  
 1979-Doug Blume, DH (1)  
 1979-Al Lopriore, OF (1)  
 1980-Dave Blume, C (2)  
 1980-Doug Blume, INF (2)  
 1981-Kirk Komstadius, INF (1)  
 1981-Mark Pingree, INF (2)  
 1982-Rich Medina, P (1)  
 1983-Gary Balmer, 3B (1)  
 1983-Rich Medina, P (1)  
 1983-Jim O'Dell, OF (1)  
 1984-Chad Miltenberger, C (1)  
 1984-Allan Peterson, OF (1)  
 1984-Trace Czyzewski, P (2)

1985-Brian Thomas, INF (1)  
 1985-Tony Dineen, P (2)  
 1986-Lonnie Phillips, 1B (1)  
 1986-Mike Ollum, P (1)  
 1986-Montie Phillips, OF (2)  
 1987-Rusty Harris, SS (1)  
 1987-Montie Phillips, OF (1)  
 1987-Gaylen Sonntag, P (1)  
 1987-Lonnie Phillips, OF (2)  
 1988-Steve Decker, C (1)  
 1988-Steve Callahan, P (2)  
 1989-John Nesmith, C (2)  
 1990-Mark Yockey, P (1)  
 1991-Joe Misa, P (2)  
 1992-Marvin Benard, OF (2)  
 1993-Brandy Bengoechea, SS (1)  
 1994-Todd Wilson, INF (1)  
 1995-Miguel Inzunza, SS (1)  
 1995-John McAninch, 1B (1)  
 1995-Matt Wagner, P (1)  
 1996-Art Baeza, 3B (1)  
 1997-Jose Rijo-Berger, OF (1)  
 1997-Bucky Jacobsen, OF (1)  
 1997-Matt Foran, P (2)  
 1997-Keith Habi, 2B (2)  
 2000-Trevor Brown, 1B (1)  
 2001-Matt Hellman, OF (1)  
 2001-Gabe Stajduhar, C (1)  
 2001-Chris Mabeus, P (2)  
 2002-Andy Torres, P (1)  
 2003-Emerson Frostad, INF (2)  
 2003-Marc Kaiser, P (2)  
 2004-Allen Balmer, OF (2)  
 2004-Jose Rodriguez, SS (2)  
 2005-Joey Dyche, OF (1)  
 2006-Justin Fuller (1)  
 2007-Beau Mills, 3B (1)  
 2007-Chris Kissock, P (1)  
 2007-Jessie Mier, C (2)  
 2007-Brian Parker, P (1)  
 2007-Mark Thompson, UTL (2)  
 2008-Kyle Greene, UTL (1)  
 2008-Brian Ward, C (2)  
 2008-Matt Fitts, P (2)  
 2010-Tyler Knigge, P (2)

## Lubbock Christian (Texas) (49/42)

1973-Jesse Benavidez, OF (2)  
 1974-Jesse Benavidez, OF (1)  
 1974-John Harris, DH (2)  
 1975-John Harris, DH (2)  
 1976-Buddy Davis, OF (1)  
 1976-John Harris, INF (1)  
 1977-Darius Copley, OF (1)  
 1978-Darius Copley, OF (1)  
 1978-Tim Leslie, INF (1)  
 1979-Tim Leslie, INF (1)  
 1980-Steve Brigante, INF (2)  
 1981-Leland Creel, 1B (2)  
 1982-Leland Creel, DH (1)  
 1982-Steve Hunter, P (1)  
 1982-Chet Feldman, OF (2)  
 1983-Randy Velarde, SS (2)  
 1984-Bob Fannin, OF (1)  
 1984-Keith Miller, SS (1)  
 1984-Randy Velarde, 2B (2)  
 1986-Kerry Richardson, 3B (1)  
 1987-Mike Mendazona, C (2)  
 1988-Marc Tepper, INF (1)  
 1989-Doug Welch, OF (1)  
 1991-Britt Bonneau, OF (1)  
 1991-Andy Beckerman, P (2)  
 1992-Tim Belk, INF (1)  
 1993-Mike Evans, 1B (1)  
 1995-Greg Cushman, DH (1)  
 1995-Scott Hoyes, OF (1)  
 1996-Marcus McCain, OF (1)  
 1996-Chris Shuffield, 1B (1)  
 1998-Keith Hart, 1B (1)  
 2000-Britt Harper, DH (1)  
 2000-Shane Riddle, P (2)  
 2001-Joey Hart, INF (2)  
 2001-Shane Riddle, P (2)  
 2002-Rohan Brasher, 3B (1)  
 2003-Glenn Hedgpath, SS (2)  
 2006-Michael Harkins (1)  
 2006-David Wasylak (2)  
 2007-Richard Orange, DH (1)  
 2008-Gary Poynter, P (1)  
 2009-Ross Blondin, 3B (1)  
 2009-Will Stramp, OF (1)  
 2009-R.L. Eisenbach, P (2)  
 2010-Joe Staley, C (1)  
 2011-Richard Bohlen, INF (1)  
 2011-Ryan Meade, OF (1)  
 2011-Nate Peterson, C (2)

## Liberty Baptist (Va.) (3/3)

1981-Sid Bream, 1B (1)  
 1982-Renard Brown, OF (1)  
 1983-Darrell Manuel, OF (2)

## Lincoln Memorial (Tenn.) (1/1)

1986-Jack Bailey, DH (1)

## Lindenwood (Mo.) (2/2)

1994-Tim Nihart, C (1)  
 1998-Sandy Baretti, OF (2)

## Lindsey Wilson (Ky.) (3/3)

1997-Tim Currens, OF (1)  
 1999-Matt Vincent, P (2)  
 2000-Ray Torres, OF (1)

## Linfield (Ore.) (8/7)

1961-Fred Herrman, P (1)  
 1962-Bill Wallin, C (1)  
 1963-Tom Younker, P (2)  
 1966-Jay Gustafson, OF (1)  
 1966-Stuart Young, P (1)  
 1967-Stuart Young, P (2)  
 1971-Ron Webb, OF (1)  
 1976-Mike Rex, INF (1)

## Lipscomb (Tenn.) (21/15)

1971-Butch Stinson, P (2)  
 1972-Butch Stinson, P (1)  
 1973-Butch Stinson, INF (1)  
 1974-Glenn Smith, INF (1)  
 1974-Bo McLaughlin, P (2)  
 1975-Bob Hamilton, OF (1)  
 1975-Bo McLaughlin, P (1)  
 1976-Phil Stinson, INF (1)  
 1977-Glenn Eddins, INF (2)  
 1978-Glenn Eddins, INF (1)  
 1978-Bob Hamilton, OF (1)

1978-Bob Parsons, INF (1)  
 1979-Glenn Eddins, INF (1)  
 1980-Mike Cunningham, OF (1)  
 1980-Steve Liddle, C (1)  
 1981-Kal Koenig, P (1)  
 1981-Mel Williams, OF (2)  
 1984-Phil Dickens, 1B (1)  
 1984-Brian Jones, P (1)  
 1991-Dwayne Snider, OF (1)  
 2000-Wes Wilkerson, OF (1)

## Livingston (Ala.) (3/2)

1971-Benny Burtrum, INF (1)  
 1971-Elton Reece, OF (2)  
 1972-Benny Burtrum, INF (2)

## Lubbock Christian (Texas) (49/42)

1973-Jesse Benavidez, OF (2)  
 1974-Jesse Benavidez, OF (1)  
 1974-John Harris, DH (2)  
 1975-John Harris, DH (2)  
 1976-Buddy Davis, OF (1)  
 1976-John Harris, INF (1)  
 1977-Darius Copley, OF (1)  
 1978-Darius Copley, OF (1)  
 1978-Tim Leslie, INF (1)  
 1979-Tim Leslie, INF (1)  
 1980-Steve Brigante, INF (2)  
 1981-Leland Creel, 1B (2)  
 1982-Leland Creel, DH (1)  
 1982-Steve Hunter, P (1)  
 1982-Chet Feldman, OF (2)  
 1983-Randy Velarde, SS (2)  
 1984-Bob Fannin, OF (1)  
 1984-Keith Miller, SS (1)  
 1984-Randy Velarde, 2B (2)  
 1986-Kerry Richardson, 3B (1)  
 1987-Mike Mendazona, C (2)  
 1988-Marc Tepper, INF (1)  
 1989-Doug Welch, OF (1)  
 1991-Britt Bonneau, OF (1)  
 1991-Andy Beckerman, P (2)  
 1992-Tim Belk, INF (1)  
 1993-Mike Evans, 1B (1)  
 1995-Greg Cushman, DH (1)  
 1995-Scott Hoyes, OF (1)  
 1996-Marcus McCain, OF (1)  
 1996-Chris Shuffield, 1B (1)  
 1998-Keith Hart, 1B (1)  
 2000-Britt Harper, DH (1)  
 2000-Shane Riddle, P (2)  
 2001-Joey Hart, INF (2)  
 2001-Shane Riddle, P (2)  
 2002-Rohan Brasher, 3B (1)  
 2003-Glenn Hedgpath, SS (2)  
 2006-Michael Harkins (1)  
 2006-David Wasylak (2)  
 2007-Richard Orange, DH (1)  
 2008-Gary Poynter, P (1)  
 2009-Ross Blondin, 3B (1)  
 2009-Will Stramp, OF (1)  
 2009-R.L. Eisenbach, P (2)  
 2010-Joe Staley, C (1)  
 2011-Richard Bohlen, INF (1)  
 2011-Ryan Meade, OF (1)  
 2011-Nate Peterson, C (2)

## LSU Shreveport (La.) (4/4)

2007-Matt Clayman, P (2)  
 2009-Andrew Brouillette, C (1)  
 2010-Justin Ennis, P (1)  
 2011-Kevin Smith, 1B (1)

## Lyndon State (Vt.) (1/1)

1966-Alan Jaffe, OF (2)

## Lynn (Fla.) (1/1)

1996-Tony Kurtz, OF (2)

## Lyon (Ark.) (5/3)

2004-Jose Rivas, OF (1)  
 2005-Jose Rivas, OF (2)  
 2005-Andy Bettis, DH (2)  
 2006-Sam Cooke, INF (2)

2007-Andy Bettis, 1B (2)

## Madonna (Mich.) (4/4)

2005-Derek Dufrane, P (2)  
 2006-Ben Ramsey, 3B (1)  
 2011-Jeff Bultrick, 2B, (1)  
 2011-Jeremy Gooding, P (1)

## Malone (Ohio) (4/4)

1978-Mick Dwyer, INF (2)  
 1979-Scott Thomson, OF (2)  
 1980-Roger Prior, C (2)  
 2001-Jared Dever, 3B (2)

## Mansfield State (Ohio) (2/1)

1972-Joe DeSanto, INF (1)  
 1973-Joe DeSanto, INF (1)

## Marian (Ind.) (2/1)

2001-Wes Hayden, 1B (2)  
 2002-Wes Hayden, OF (2)

## Martin Methodist (Tenn.) (1/1)

2000-John Ogiltree, P (1)

## Mary Hardin-Baylor (Texas) (3/3)

1985-Kellie Mays, 3B (2)  
 1992-Mike Meggers, OF (1)  
 1994-David Suarez, 3B (2)

## The Master's (Calif.) (6/6)

1993-Dan O'Sullivan, C (2)  
 1999-Kurt Fillmore, OF (1)  
 1999-Aaron Penberthy, C (2)  
 2000-Mike Ploharz, P (2)  
 2003-Jerry Owens, OF (1)  
 2008-Tyler Diamond, C (1)

## Mayville State (N.D.) (7/6)

1980-Dean Exstad, DH (1)  
 1990-Scott Whetter, UTL (1)  
 1991-Kevin Johnson, C (2)  
 1992-Darin Everson, C (2)  
 1998-Dan Swift, OF (1)  
 1999-Dan Swift, DH (1)  
 2002-Clark Andres, DH (2)

## McKendree (Ill.) (8/6)

2000-Justin Knolhoff, 2B (1)  
 2000-Brett Haake, OF (2)  
 2001-Justin Knolhoff, 2B (1)  
 2004-Brian Dinkelman, INF (1)  
 2005-Lance Marcum, P (1)  
 2005-Brian Dinkelman, INF (2)  
 2006-Brian Dinkelman, SS (1)  
 2006-Lance Marcum, P (1)

## Mesa State (Colo.) (7/6)

1980-Randy Ready, INF (1)  
 1983-Darryl Akerfolds, P (2)  
 1983-Bob Bennett, 1B (2)  
 1984-Bobby Bell, C (1)  
 1984-Brett Williams, OF (2)  
 1985-Bobby Bell, C (2)  
 1989-Bill Robertson, OF (2)

## Milligan (Tenn.) (1/1)

1990-A.R. Rhea, P (1)

## Milton (Wis.) (1/1)

1970-John Schmeling, INF (2)

## Minot State (N.D.) (1/1)

1969-Tom Kraft, INF (2)

## Missouri Baptist (5/5)

1989-Chris Robinson, INF (2)  
 1999-Julio Campos, SS (1)  
 2002-Jason McStoots, SS (2)  
 2005-Jake McMurren, RB (2)  
 2006-Scott Thomas, C (2)

## Missouri Southern (1/1)

1987-Joe Majeski, OF (1)

## Missouri Valley (4/4)

1965-Don Manning, C (1)  
 2001-Adam Manley, 1B (1)  
 2005-Andrew Lefave, OF (2)  
 2007-J.T. Heaton, P (2)

## Missouri Western (6/4)

1972-Ralph Saucedo, INF (2)  
 1973-Tom O'Brien, OF (2)  
 1974-Tom O'Brien, OF (1)  
 1977-Dave Limbaugh, C (1)  
 1978-Dave Limbaugh, C (2)  
 1986-David Lau, C (2)

## Mobile (Ala.) (5/4)

1995-Josue' Espada, INF (2)  
 1996-Josue' Espada, INF (2)  
 1999-Jay King, P (1)  
 2001-Kory Melancon, P (1)  
 2009-Kevin Orso, DH (1)

## Monmouth (N.J.) (1/1)

1977-Willie Puentes, OF (2)

## Montclair State (N.J.) (1/1)

1966-Jack Pruden, P (2)

## Montevallo (Ala.) (8/8)

1981-Mike Dunn, DH (2)  
 1984-Mark Lisenby, P (2)  
 1984-Steve Smitherman, DH (2)  
 1988-Chris Walker, 1B (1)  
 1990-Rusty Greer, OF (1)  
 1992-Steve Gongwer, 2B (1)  
 1994-Jason Douglass, P (1)  
 1996-Bernard Hutchison, OF (1)

## Montreat (N.C.) (3/3)

1996-Joe Snyder, OF (2)  
 1999-Bryan Grogan, C (1)  
 2006-Jason Adkins, P (2)

## Morningside (Iowa) (1/1)

1964-Roger VanBergen, P (2)

## Mount Marty (S.D.) (1/1)

2010-Trey Krier, P (2)

## Mount Mercy (Iowa) (3/3)

1991-Terry Schneekloth, OF (1)  
 2001-Edwin Rodriguez, DH (1)  
 2007-Brandon Bradley, OF (2)

## Mount Vernon Nazarene (Ohio) (11/10)

1985-Mel Severns, OF (1)  
 1988-Jeff Kuder, P (1)  
 1990-Joel Perez, OF (2)  
 1997-Travis Gray, INF (1)  
 1997-Sean Barrett, OF (2)  
 1997-Marty McLeary, P (2)  
 1999-Andy Heimbach, P (1)  
 2002-Justin Clarey, C (1)  
 2002-Adam Rowe, P (2)  
 2003-Jon Barchus, P (2)  
 2004-Justin Clarey, C (1)

## Nebraska-Omaha (8/7)

1961-Jack Vaccaro, OF (2)  
 1962-Barry Miller, P (1)  
 1963-Ken Smith, OF (1)  
 1963-Joe Nueberger, INF (2)  
 1964-Wayne Backes, OF (2)  
 1964-Larry Krehbiel, P (2)  
 1965-Larry Krehbiel, P (1)  
 1971-Bob Herold, OF (2)

## New Haven (Conn.) (3/3)

1970-Richard Anderson, P (2)



# All-Time All-Americans

1970-Scott Rahl, C (2)  
1971-James Pascarella, INF (2)

## New Mexico Highlands (9/8)

1962-Zeke Rodriguez, C (2)  
1966-Ken Reynolds, P (2)  
1967-Ron Humpert, INF (1)  
1967-Bural Etheredge, C (2)  
1968-Ron Humpert, OF (1)  
1968-Buddy Roberts, INF (2)  
1968-John Sauerbier, P (2)  
1971-James Prete, INF (1)  
1990-Carlos Lara, C (1)

## Newberry (S.C.) (3/3)

1971-John Harbin, INF (2)  
1977-Tim Cook, P (1)  
1977-Jim Hickman, OF (2)

## Newman (Kan.) (1/1)

1989-Kelly Gaul, C (1)

## Norfolk State (Va.) (2/1)

1981-Eugene Hawkins, C (2)  
1982-Eugene Hawkins, C (2)

## North Carolina-Wilmington (1/1)

1973-David Sandling, INF (1)

## North Carolina A&T (1/1)

1972-Al Holland, P (2)

## North Florida (6/5)

1989-Bob Kappesser, C (2)  
1991-Darryl Kennedy, C (1)  
1991-Sid Roberson, P (1)  
1992-Sid Roberson, P (1)  
1993-Todd Dunn, OF (1)  
1993-Kevin Ohme, P (1)

## North Georgia (5/5)

1964-Leon Ricketson, C (2)  
2002-Jason Elkins, RP (1)  
2004-Stephen Flake, P (2)  
2005-Brian Lauderdale, 2B (1)  
2005-Richie Daigle, OF (2)

## Northeast Louisiana (6/4)

1964-Charlie Dykes, INF (2)  
1966-Marvin Brosset, INF (2)  
1967-Marvin Brosset, OF (1)  
1968-Marvin Brosset, OF (1)  
1970-Larry Turner, OF (2)  
1971-Tom Brown, P (2)

## Northeastern State (Okla.) (2/1)

1965-John Sellers, INF (2)  
1966-John Sellers, INF (1)

## Northern Arizona (1/1)

1969-Mark Brewster, OF (2)

## Northern Illinois (1/1)

1961-Terry Dooley, 3B (2)

## Northern State (S.D.) (1/1)

1974-Kurt Frederickson, DH (1)

## Northwestern Louisiana (2/2)

1967-Danny Turner, INF (2)  
1974-Darryl Woods, INF (2)

## Northwestern Oklahoma State (3/2)

1990-Tom Zanca, C (1)  
1991-Tom Zanca, 3B (1)  
2001-Bill Julson, C (1)

## Northwood Institute (Mich.) (1/1)

1969-Jack Champagne, INF (1)

## Northwood (Fla.) (1/1)

Luis Espinosa, 3B (2)

## Northwood (Texas) (8/7)

1990-Shawn Robertson, OF (2)  
1991-Joey Terilli, OF (1)  
1991-Shawn Robertson, OF (2)  
1994-Brett Petite, C (2)  
2000-Russell Lewis, 2B (2)  
2010-Justin Coats, 2B (2)  
2011-Johnny Aldaz, C (1)  
2011-Niko Taylor, OF (2)

## Nova Southeastern (Fla.) (2/2)

1992-Rich Palumbo, OF (1)  
1995-Claude Love, OF (1)

## Occidental (Calif.) (6/3)

1963-Don Hagen, P (1)  
1967-Phil Garcia, P (1)  
1967-Chris Synodis, OF (2)  
1968-Phil Garcia, INF (1)  
1968-Chris Synodis, OF (2)  
1969-Chris Synodis, OF (1)

## Ohio Dominican (16/16)

1981-Joe Puritano, C (2)  
1982-Greg Guillems, DH (2)  
1985-Scott Anders, C (1)  
1985-Keena Ridley, OF (2)  
1987-Luis Martinez, SS (2)  
1992-Mike Hickie, P (2)  
1993-Neal Wozniak, DH (1)  
1997-William Otero, SS (2)  
2000-Radames Torres, 3B (2)  
2002-Patrick Ranalli, OF (1)  
2002-Jonathan Sanchez, P (2)  
2003-Winfredo Colon, C (1)  
2005-Angel Lopez, SS (2)  
2005-Danny Bonilla, P (2)  
2008-David Colopy, P (1)  
2008-Joe Janusik, C (2)

## Ohio Northern (1/1)

1966-Dick Branovitch, INF (2)

## Oklahoma Baptist (16/14)

1964-Gene Hacker, INF (2)  
1965-Gene Hacker, INF (2)  
1967-Bob Banfield, INF (2)  
1968-Tom Zumalt, INF (1)  
1970-Larry Harlin, C (1)  
1971-Terry Rutledge, C (1)  
1989-David Hocking, P (1)  
1989-Jose Olmeda, SS (2)  
1992-Ygenio Booker, 2B (2)  
1996-Sal Gomez, OF (2)  
1996-Josh Trout, DH (2)  
2008-Josh Collazo, 1B (1)  
2009-Josh Collazo, INF (2)  
2011-Anthony Lopez, OF (1)  
2011-Richie Morowski, P (2)  
2011-Kyle Brule, RP (2)

## Oklahoma Christian (5/5)

1972-Morris Kames, P (1)  
1976-Ken Hope, P (1)  
1990-Mark Jackson, OF (1)  
1993-Eric Armstrong, OF (2)  
1997-Clint Vaughn, 1B (2)

## Oklahoma City (42/36)

1987-Jeff Maack, OF (1)  
1987-Rich Worley, C (1)  
1988-Jeff Maack, SS (1)  
1988-Slade Swanner, OF (1)  
1988-Doug Woods, 1B (2)  
1989-Jim Campbell, OF (1)  
1992-Adam Rodriguez, C (2)  
1993-Adam Rodriguez, C (1)  
1994-Allen Thompson, 1B (1)  
1994-Jim Vitelli, OF (2)  
1996-Ed Gillis, 2B (1)  
1997-Travis Flowers, INF (2)  
1999-Rick Nadeau, OF (1)  
1999-Jeff Pietraszko, OF (2)  
2000-Freddy Sanchez, SS (1)

2000-Chris Schroeder, P (1)  
2001-Mario Delgado, OF (1)  
2001-Chris Schroeder, P (1)  
2003-Ben Himes, OF (1)  
2003-Matt Houston, C (1)  
2003-Brandon Kaye, 1B (1)  
2003-E.J. Shanks, P (1)  
2003-Ted Ledbetter, OF (2)  
2004-Denver Kitch, SS (1)  
2004-Ted Ledbetter, OF (1)  
2004-E.J. Shanks, P (1)  
2004-Cameron Clarke, 2B (2)  
2004-Joey McLaughlin, P (2)  
2005-Nick Klusaw, 1B (1)  
2005-Mike Mlotkowski, P (1)  
2006-Brandon Harrigan, C (1)  
2006-Matt Imwalle, 3B (2)  
2006-Jeff McLaughlin, P (2)  
2007-Kody Kaiser, OF (1)  
2007-Ryan Rachal, OF (2)  
2007-Bobby Spain, SS (1)  
2008-Brent Weaver, 3B (1)  
2009-Brent Weaver, 1B (1)  
2009-Sammy Lee, OF (1)  
2009-Ashur Tolliver, P (2)  
2010-Save Vitale, INF (2)  
2011-Kirk Walker, SS (1)

## Olivet Nazarene (Ill.) (8/6)

1990-Darren Davis, UTL (2)  
2000-Matt Schweitzer, P (2)  
2001-Ben Colling, C (2)  
2003-Ben Zobrist, 2B (1)  
2003-Tony Sykes, 1B (2)  
2003-Ben Colling, OF (2)  
2004-Rick Weber, P (1)  
2005-Rick Weber, P (2)

## Oral Roberts (Okla.) (1/1)

1991-Paul Meade, SS (1)

## Oregon College (2/2)

1970-Charlie Gardinier, INF (2)  
1979-Don Johnson, INF (2)

## Oregon Tech (3/3)

1974-Dave Hummel, OF (1)  
1982-Mark Kane, 3B (1)  
2009-Ryson Mauricio, 2B (2)

## Ottawa (Kan.) (1/1)

2003-Xardiel Cotto, 2B (2)

## Ouachita Baptist (Ark.) (5/3)

1962-Larry Green, 3B (2)  
1968-Roger Pattillo, INF (1)  
1969-Roger Pattillo, INF (1)  
1970-Bubba Cope, INF (2)  
1971-Bubba Cope, INF (1)

## Pacific (Ore.) (6/5)

1967-Dave Blatchford, C (2)  
1968-Dave Van Winkle, C (2)  
1972-Steve Sherrill, C (1)  
1974-Tom Bush, INF (2)  
1975-Tom Bush, INF (2)  
1980-Warren Arakai, INF (1)

## Park (Mo.) (1/1)

2001-Aaron Brown, DH (2)

## Pembroke State (N.C.) (10/6)

1966-Mike Carruthers, INF (2)  
1967-Mike Carruthers, INF (1)  
1968-Mike Carruthers, INF (1)  
1968-Ronnie Collins, INF (2)  
1969-Ronnie Collins, INF (2)  
1970-Ronnie Collins, INF (1)  
1971-Rick Coffin, P (1)  
1973-Ron Norman, P (1)  
1982-Forace Oxendine, 1B (1)  
1984-Johnny Dial, OF (2)

## Pfeiffer (N.C.) (8/5)

1963-Randy Ewing, OF (1)  
1964-Randy Ewing, OF (1)  
1968-Vic Worry, P (2)  
1969-Vic Worry, P (1)  
1971-Randy Benson, P (1)  
1972-Randy Benson, P (2)  
1980-David Williams, P (2)  
1981-Don Berti, C (1)

## Phillips (Okla.) (13/13)

1961-Gary Bloom, 2B (2)  
1962-Jim Maples, SS (2)  
1963-Charles Buller, P (2)  
1969-Buddy Plummer, INF (2)  
1972-Ted Luthi, OF (2)  
1974-Darrell Frolin, P (2)  
1975-Lance Kincaid, C (2)  
1977-Wes Hurlburt, OF (1)  
1977-Greg Skaggs, INF (2)  
1978-Newt Box, P (1)  
1983-Jeff Lawson, DH (1)  
1985-Kevin Bradshaw, INF (2)  
1986-Chris Cotter, C (1)

## Plattsburgh (N.Y.) (1/1)

1962-Neil Sesselman, 2B (2)

## Point Loma Nazarene (Calif.) (10/8)

1976-Randy Benefiel, OF (1)  
1978-Marty Decker, P (2)  
1980-Marty Decker, P (1)  
1981-Bill Anderson, 2B (1)  
1982-Bill Anderson, 2B (2)  
1983-Kerry Everett, INF (2)  
1992-Rich Miller, OF (2)  
2004-Mike Ekstrom, P (1)  
2004-Joe Bisant, OF (2)  
2005-Zach Robinson, DH (1)

## Point Park (Pa.) (7/7)

1974-Lou Abel, OF (1)  
1979-Joe Fiori, INF (2)  
1987-Todd Stephan, P (2)  
1988-Glenn Illig, 3B (1)  
1988-Bill Jerich, OF (2)  
1998-Dana Duskocy, OF (2)  
2001-Don Kelly, INF (1)

## Pomona (Calif.) (3/3)

1964-Edward Enemark, C (1)  
1965-Steve Coyne, INF (2)  
1966-Gary Forster, OF (2)

## Portland State (Ore.) (4/2)

1962-Gordon Riese, P (2)  
1963-Gordon Riese, P (1)  
1963-Bob Stamson, C (2)  
1964-Gordon Riese, P (1)

## Purdue-North Central (Ind.) (1/1)

2009-Chris Schultz, OF (1)

## Reinhardt (Ga.) (1/1)

2008-Daniel Jape, DH (1)

## Rio Grande (Ohio) (2/2)

1995-David Robinson, OF (2)  
2010-Tyler Schunk, INF (1)

## Robert Morris (Ill.) (3/3)

1998-Joe Bressanelli, 2B (1)  
1999-Joe Bressanelli, 2B (1)  
2006-Dirk Miller (2)

## Rockhurst (Mo.) (1/1)

1995-Jason Lee, 2B (2)

## Sacramento State (Calif.) (3/3)

1961-Dick Bach, P (1)  
1961-Les Luhn, SS (1)  
1961-Dean Andue, C (2)

## St. Ambrose (Iowa) (3/3)

1995-Jason Flach, P (1)  
1999-Nate Sheppard, P (2)  
2005-Ben Martin, OF (2)

## St. Andrews (N.C.) (3/3)

1991-Bob LeMay, P (1)  
1993-Derek Smith, INF (1)  
1994-Fritz Allison, 3B (1)

## St. Cloud State (Minn.) (3/2)

1964-Larry Miller, OF (1)  
1965-Larry Miller, OF (1)  
1969-Wayne Parks, P (2)

## St. Edward's (Texas) (1/1)

1969-Roger Metzger, INF (1)

## St. Francis (Ill.) (18/16)

1977-Kevin Rhomberg, INF (1)  
1979-Larry Donofrio, C (2)  
1979-Jon Debus, DH (2)  
1980-Jon Debus, OF (1)  
1980-Mike Spinozzi, 2B (2)  
1983-Tom Baumgartner, C (1)  
1984-Kurt Miller, INF (1)  
1984-Jeff Herman, 1B (2)  
1985-Scott Markley, OF (2)  
1989-Don Peters, P (1)  
1989-Les Norman, OF (2)  
1990-Les Norman, OF (1)  
1993-Paul Chovanec, P (1)  
1994-Dave DeHaan, OF (1)  
1994-Adam VanderWoude, 2B (2)  
1995-Brian Mazurek, 1B (2)  
2008-Dan Higgins, OF (1)  
2011-Brent Walters, C (2)

## St. Mary (Kan.) (1/1)

2008-Cody Newman, C (1)

## St. Mary's (Texas) (10/10)

1961-Bill Sebera, C (1)  
1966-Bill Grabarkewitz, INF (2)  
1970-Jimmy Wolfe, P (1)  
1976-Danny Heep, P (2)  
1987-Steve Keller, 3B (2)  
1993-Neil Atkinson, P (2)  
1993-Derrick Dietrich, OF (2)  
1995-Jeff Kubenka, P (2)  
1996-Aaron Carter, P (1)  
1998-Eric Battersby, OF (2)

## St. Rose (N.Y.) (1/1)

1990-Doug Kimbler, SS (1)

## St. Scholastica (Minn.) (4/3)

2000-Justin Harriman, C (1)  
2000-Leland Swenson, SS (2)  
2001-Greg Young, OF (2)  
2002-Greg Young, OF (2)

## St. Thomas (Fla.) (7/7)

1994-Miguel Soto, SS (1)  
1994-Alex Fernandez, OF (2)  
1997-Raul Pujol, DH (1)  
1997-J.D. Clark, SS (2)  
2000-Nick Alvarez, OF (1)  
2007-Angel Hernandez, OF (2)  
2007-Hamzeld Diaz, C (2)

## St. Thomas Aquinas (N.Y.) (1/1)

1984-Felix Beltran, C (2)

## Saint Xavier (Ill.) (11/11)

1976-Phil Klimas, INF (2)  
1981-Dean Kornaker, SS (1)  
1983-Doug Reibel, INF (1)  
1985-Mike Burke, 1B (2)  
1988-Scott Arvesen, P (1)  
1991-Dan Zeratsky, P (1)  
1991-Joe Golembiewski, OF (2)  
1992-Kevin Sefcik, SS (1)

# All-Time All-Americans

2002-Ryan Howell, 2B (2)  
2009-Jayson Koehn, P (1)  
2010-Ken Tezak, 1B (2)

## Salem (W.Va.) (1/1)

1969-Tom Creola, C (2)

## Sam Houston State (Texas) (21/15)

1961-Alton Arnold, P (2)  
1961-Joe Haney, OF (2)  
1962-Joe Haney, OF (2)  
1963-Fred Beene, P (1)  
1963-Joe Haney, OF (1)  
1964-Fred Beene, P (1)  
1964-Carlo Gott, INF (1)  
1965-Jimmy Dodd, INF (1)  
1965-Albert Choate, P (2)  
1969-Hugh Hamilton, P (1)  
1970-Mike Holt, INF (1)  
1970-Hugh Hamilton, P (2)  
1972-Floyd Ciruti, OF (1)  
1973-Floyd Ciruti, OF (2)  
1974-Jackie Heard, INF (1)  
1974-John Miller, P (1)  
1974-David Woolley, C (1)  
1975-Tommy Wendt, INF (2)  
1976-David Mire, OF (2)  
1977-Tommy Wendt, INF (1)  
1979-Glenn Wilson, INF (2)

## San Diego Christian (Calif.) (1/1)

2007-Aaron Vasquez, DH (2)

## SCAD Savannah (Ga.) (2/2)

2007-Ryan Pope, P (1)  
2008-Richard Sullivan, P (2)  
2010-Stephen Shackelford, P (2)

## Seton Hill (Pa.) (1/1)

2006-Brandon Whitfield, 2B (2)

## Shawnee State (Ohio) (2/2)

2000-Brian Harrison, INF (2)  
2011-Phillip Butler, C (1)

## Shorter (Ga.) (7/7)

1973-Lamar Wright, P (2)  
1975-Zane Holland, P (2)  
1975-Vaughn Robbins, INF (2)  
1978-Bob Fitzgerald, INF (1)  
1981-Joe Hackett, P (1)  
1982-Tobin Davidson, P (2)  
1984-Warren Gibson, OF (2)

## Siena Heights (Mich.) (1/1)

1994-Jerry Koester, OF (1)

## Sioux Falls (S.D.) (2/2)

2002-Joe Bolstad, OF (1)  
Matt Guiliano, SS (2)

## South Carolina-Aiken (10/8)

1983-Danny Frangos, C (1)  
1985-Wayne Slocum, OF (1)  
1987-Greg Ehmgig, 1B (1)  
1987-Pat Tilmon, P (2)  
1988-Ray Shepherd, OF (1)  
1988-Greg Ehmgig, INF (2)  
1989-Joe Batchelor, SS (1)  
1989-Ray Shepherd, DH (1)  
1990-Sam McCollum, P (2)  
1991-Dave Hieb, C (2)

## South Carolina-Spartanburg (1/1)

1986-Doug Keelan, INF (2)

## South Carolina State (1/1)

1972-Ben Samuels, C (2)

## Southeastern Louisiana (2/2)

1961-Frank Misuraca, 3B (1)  
1961-Billy Ladner, OF (2)

## Southeastern Oklahoma (30/23)

1966-Dennis Trahan, C (2)  
1973-Joe Shaddix, C (2)  
1974-Tony Cazzelle, OF (2)  
1975-Bobby Schuman, OF (2)  
1977-Scott Loucks, OF (1)  
1977-Bob Olufs, P (1)  
1978-Bob Olufs, P (1)  
1978-Brett Butler, OF (2)  
1978-Ronnie Gooch, INF (2)  
1979-Gary Benton, P (1)  
1979-Billy Jack Bowen, OF (1)  
1979-Brett Butler, OF (2)  
1980-Alan Cartwright, OF (2)  
1980-Greg Legg, INF (2)  
1981-Alan Cartwright, OF (1)  
1981-Ron Gilbreath, P (2)  
1981-Gary Sharp, 3B (2)  
1982-Alan Cartwright, OF (1)  
1982-Greg Legg, SS (1)  
1982-Lyndon Black, 3B (2)  
1985-Charles McGrew, C (1)  
1986-Paul Postier, INF (1)  
1986-Bennie Colvard, OF (2)  
1988-Bennie Colvard, OF (1)  
1988-Jeff Frye, 2B (1)  
1990-Darren Riddle, DH (2)  
1992-Roberto Santa, 1B (1)  
1994-Richard Lopez, OF (2)  
1997-Cary Ammons, P (1)  
1998-Cary Ammons, P (1)

## Southern (La.) (7/5)

1961-Harry Levy, 2B (1)  
1961-McVea Griffin, P (2)  
1966-Pete Barnes, OF (1)  
1967-Pete Barnes, OF (1)  
1970-Lee Richard, INF (1)  
1972-Danny Goodwin, C (1)  
1973-Danny Goodwin, C (1)

## Southern Arkansas (5/5)

1987-Bob Block, OF (1)  
1987-Larry Lundeen, P (1)  
1987-Arturo Cherenia, 2B (2)  
1994-Richie Kimm, SS (2)  
1995-Tommy Stewart, SS (2)

## Southern Nazarene (Okla.) (7/6)

2005-Ryan Andrews, OF (1)  
2007-Chris Hardin, 1B (1)  
2008-Chris Hardin, OF (2)  
2009-Matt Powell, C (1)  
2009-Sam Mercado, OF (2)  
2010-Shain Stoner, 1B (1)  
2010-Nick Spears, SS, (1)

## Southern Poly State (Ga.) (2/1)

2009-Jono Waugh, SS (1)  
2010-Jono Waugh, SS (2)

## Southern Utah (1/1)

1971-Douglas Anthony, INF (1)

## Southern Wesleyan (S.C.) (1/1)

2008-Kody Hightower, SS (2)

## Southwestern (Texas) (11/9)

1975-Ken Cemerek, INF (2)  
1983-Russell Martin, P (1)  
1984-Scott Neal, P (1)  
1984-Phil Wellman, 3B (1)  
1985-Russ Martin, P (1)  
1986-A.J. Waznik, OF (1)  
1986-Dan Cohen, DH (2)  
1987-Dan Cohen, DH (2)  
1988-Derrick Kempf, OF (2)  
1988-Jim Phillips, C (2)  
1989-James Mills, 1B (1)

## Southwestern Louisiana (1/1)

1964-Lionel Kleinpeter, OF (2)

## Southwestern Oklahoma (4/4)

1962-Bub Boyd, OF (2)  
1963-Jim Suiter, OF (2)  
1971-Ray Burris, P (1)  
1987-Jeff Deckard, 1B (2)

## Spalding (Ky.) (4/3)

2002-Jake Ford, 3B (2)  
2003-Brad Davis, P (1)  
2003-Jake Ford, 3B (1)  
2004-Russel Reyes, OF (1)

## Spring Arbor (Mich.) (11/10)

1975-Jim Hopkins, P (2)  
1979-Darby Decker, P (2)  
1981-Darby Decker, P (2)  
1990-Dave Weller, 1B (2)  
1992-Homer Shields, 3B (1)  
1992-Scott Bradley, P (2)  
1993-Chris Galloway, P (2)  
1994-Tim Symington, 1B (2)  
2003-Justin Hahah, P (1)  
2007-Jesse Bachman, P (1)  
2008-Jim Baker, UTL (2)

## Spring Hill (Ala.) (1/1)

1993-Blake Stein, P (2)

## Sterling (Kan.) (2/2)

2004-Kody DeVees, C (2)  
2011-Andrew Archbold, OF (2)

## Stillman (Ala.) (2/2)

1963-James Morrow, OF (2)  
1982-Carl Hollis, INF (2)

## Tabor (Kan.) (1/1)

2011-Jeff Hutton, 1B (2)

## Talladega (Ala.) (1/1)

1994-Edward Bady, OF (1)

## Tarleton State (Texas) (1/1)

1991-Mike Cantu, 1B (1)

## Taylor (Ind.) (2/2)

1968-Ken O'Brien, C (2)  
1969-Randy Mohler, INF (1)

## Tennessee Wesleyan (12/11)

1981-Mike Jordon, OF (1)  
1982-Mike Jordon, OF (1)  
1984-Troy Fugatt, C (2)  
1995-Kevin Johnson, OF (2)  
2003-Matthew Norfleet, RP (2)  
2004-Braden Conner, OF (2)  
2005-Josh Lindstrom, C (1)  
2007-Jared Stanley, OF (1)  
2009-Matt Stanley, C (2)  
2010-Cody Gaskill, 2B (1)  
2011-David Bergin, DH (1)  
2011-Johnny Smith, OF (2)

## Texas at Brownsville (1/1)

2011-Danny Gidora, P (2)

## Texas Lutheran (8/5)

1962-Ken Voges, 2B (1)  
1963-Ken Voges, INF (1)  
1964-Ken Voges, INF (1)  
1970-Alan Wells, OF (1)  
1980-Leonard Arnic, DH (2)  
1983-David Dahse, OF (2)  
1998-Aaron Merhoff, OF (2)  
1999-Aaron Merhoff, OF (1)

## Texas Wesleyan (9/9)

1971-Bob Mershon, INF (1)  
1973-Wally Gewaluch, INF (2)  
1975-Rusty Jacobs, OF (1)  
1975-Jim Thomas, C (2)  
1976-Ben Carr, INF (2)

1980-Robert Adkins, P (1)  
1980-Tom Hayes, OF (1)  
1982-Dave Griffin, INF (1)  
1984-Randy Foyt, DH (1)

## Thomas (Ga.) (3/3)

1996-Brian Highsmith, 3B (2)  
2001-Mike Morabito, OF (2)  
2009-Ryan Stovall, SS (2)

## Trevecca Nazarene (Tenn.) (10/10)

1978-Ken Thomas, C (2)  
1987-Eric LaVoie, DH (2)  
1989-Brad Stuart, 3B (1)  
1995-Roger Brown, 3B (1)  
2000-Jeremy Todd, 1B (2)  
2005-Brad Coon, OF (1)  
2006-Eric van Slyke (1)  
2007-Maurice Cole, 2B (2)  
2007-Luke Brown, P (2)  
2009-Tim Dunn, P (1)

## Union (Ky.) (4/4)

1999-Chris Beggs, OF (2)  
2002-Rick White, OF (1)  
2002-Bryan Heaston, P (2)  
2008-Marty Popham, P (1)

## Union (Tenn.) (8/7)

1983-Ronnie Giddens, 2B (2)  
1985-Rod Hari, OF (1)  
1987-Cano Velez, P (2)  
1988-Cano Velez, P (2)  
1991-Luis Ortiz, 2B (1)  
1998-Jeff Rowland, 3B (1)  
1998-Ed Grammer, P (2)  
2002-Jeff Wyatt, INF (2)

## U.S. International (Calif.) (6/5)

1966-Elby Bushong, C (1)  
1967-Ron Pietila, INF (1)  
1968-Dave Allen, P (1)  
1969-Dave Allen, P (1)  
1973-Ken Koska, P (1)  
1979-Jim Suter, INF (2)

## Urbana (Ohio) (2/2)

2006-Bart Hutton, 1B (2)  
Tony Lacovone, DH (1)

## Valdosta State (Ga.) (2/1)

1972-Gene Felts, OF (1)  
1973-Gene Felts, OF (1)

## Vanguard (Calif.) (9/9)

1979-Stan Thomas, C (1)  
1979-Greg Hanson, OF (2)  
1985-Brian Otten, P (1)  
1985-Dave Turney, SS (2)  
1986-Tim Fortugno, P (2)  
1986-Ron Nelson, C (2)  
1993-Ryan Meredith, P (2)  
1995-Ryan Seidel, OF (1)  
2002-Chad Chop, OF (1)

## Virginia Wise (1/1)

2010-Brad Robbins, DH (2)

## Walsh (Ohio) (1/1)

2000-Ben Biery, C (2)

## Warner Southern (Fla.) (6/5)

2000-Brendan Rogers, OF (2)  
2001-Scott Hilinski, SS (1)  
2001-Justin Turner, 3B (1)  
2001-Dan Barnett, C (2)  
2002-Dan Barnett, C (2)  
2003-Cesar Yezpe, C (2)

## Washburn (Kan.) (3/3)

1963-Dan Myers, C (2)  
1967-David Lopes, OF (1)  
1988-J.P. Wright, OF (1)

## Wayland Baptist (Texas) (5/5)

1993-Mike Reyes, OF (1)  
2001-J.J. Pierce, OF (2)  
2009-Brett Cook, 2B (1)  
2010-Kevin Hennessey, 3B (2)  
2011-Miguel Pagan, INF (2)

## Wayne State (Neb.) (6/6)

1964-Bob Gaeta, INF (1)  
1965-Duane Wehrer, INF (2)  
1966-Tom Fulcher, C (1)  
1968-Rich Symonds, INF (2)  
1970-Bill Goodwin, OF (1)  
1973-Steve Heying, INF (2)

## West Florida (3/3)

1983-Wayne Giddings, P (1)  
1991-Pat Melvin, DH (1)  
1993-Karun Jackson, SS (2)

## West Georgia (3/3)

1965-Ron Burchfield, C (1)  
1967-Paul Snyder, OF (2)  
1970-Rick Meyer, OF (2)

## West Liberty State (W.Va.) (2/2)

1964-Fred Chambers, OF (2)  
1964-Floyd Shuler, INF (2)

## West Virginia State (4/4)

1982-Vernon Holstine, P (2)  
1982-Jim Tribble, C (2)  
1986-Jim Le Masters, P (1)  
1995-Barry Shelton, 3B (2)

## West Virginia Wesleyan (3/2)

1965-Jack Johnson, OF (1)  
1966-Jack Johnson, OF (1)  
1994-Chad Ward, P (2)

## Western Illinois (5/4)

1961-Mickey Madison, 1B (2)  
1966-Terry Brecher, INF (2)  
1967-Terry Brecher, INF (1)  
1968-Paul Reuschel, P (2)  
1969-Rick Reuschel, P (2)

## Western New England (Mass.) (1/1)

1986-Dave Eisenberg, P (2)

## Western New Mexico (7/5)

1985-Rodney Smith, 2B (1)  
1985-Anthony Piazza, C (2)  
1986-Richard Hoth, OF (1)  
1986-Anthony Piazza, C (1)  
1987-Richard Hoth, OF (2)  
1991-Lauro Felix, UTL (2)  
1991-Pat Maxwell, 2B (2)

## Western Washington (3/2)

1965-Jack Nighbert, OF (1)  
1965-John Shov, P (2)  
1966-Jack Nighbert, OF (1)

## Westminster (Mo.) (1/1)

1990-Kirk Mendenhall, SS (2)

## Westminster (Pa.) (2/2)

1964-David Schreengost, INF (1)  
1967-Bill Harper, P (2)

## Westmont (Calif.) (4/4)

1962-Roger Sorenson, OF (2)  
1973-Chuck Johnson, INF (2)  
1977-Tim Ainley, OF (1)  
1989-Jeff Ludwig, P (2)

## Whittier (Calif.) (2/2)

1977-Greg Jones, INF (1)  
1978-Mark Badet, INF (2)



## All-Time All-Americans

### **Whitworth (Wash.) (5/3)**

1965-Dick Washburn, INF (1)  
1969-Tom Beall, OF (2)  
1970-Tom Beall, OF (2)  
1971-Tom Beall, OF (2)  
1989-Mike Nyquist, OF (2)

### **Willamette (Ore.) (2/2)**

1976-Norm Hardy, INF (2)  
1998-Matt Kosderka, P (2)

### **William Carey (Miss.) (6/6)**

1966-Walter Pierce, OF (2)  
1969-Bill Kouns, P (2)  
1978-Robbie Parker, OF (2)  
1979-Jack Skaggs, P (1)  
2002-Chris Dunn, SS (1)  
2003-Justin Henington, RP (1)

### **William Jewell (Mo.) (13/13)**

1963-Charley Pilz, INF (2)  
1966-Jack Patterson, INF (1)  
1969-Larry Libeer, INF (2)  
1970-Tom Hedberg, P (2)  
1977-Jay Wornlich, P (2)  
1980-Jack Talley, INF (2)  
1983-Dave Reid, SS (1)  
1983-Frank Anson, 3B (2)  
2004-Ben Blanton, INF (2)  
2004-Noah Perry, OF (2)  
2005-Ben Blanton, INF (1)  
2007-Mark Brackman, P (1)  
2008-Jeremy Strack, OF (1)

### **William Penn (Iowa) (1/1)**

2009-Micah Spencer, P (1)

### **Williams Baptist (Mo.) (1/1)**

1999-Daniel Sanchez 3b (1)

### **William Woods (Mo.) (1/1)**

2011-Alex Cann, RP (1)

### **Wilmington (Del.) (9/7)**

1983-Kevin Harner, DH (2)  
1984-Kevin Harner, 3B (2)  
1993-Matt Brainard, C (2)  
1993-Steve Grandizio, OF (2)  
1994-Jeff Wenrich, P (1)  
1994-Steve Grandizio, OF (2)  
1999-Chris Viel, P (2)  
2000-Greg Withelder, P (1)  
2003-Aaron Lewis, OF (1)

### **Wilmington (Ohio) (1/1)**

1988-Bryan Alley, OF (2)

### **Wingate (N.C.) (5/4)**

1982-Darryl Barrino, OF (1)  
1983-Darryl Barrino, OF (1)  
1985-Frank Pait, OF (1)  
1988-Donald Smalls, 2B (2)  
1990-Tony Coble, OF (1)

### **Winonna State (Minn.) (5/4)**

1962-Lance Johnson, OF (1)  
1963-Jon Kosidowski, OF (1)  
1974-Jeff Youngbauer, OF (2)  
1988-Scott Wanshura, DH (1)  
1989-Scott Wanshura, DH (2)

### **Winthrop (S.C.) (1/1)**

1980-Bob Steer, P (2)

### **Wisconsin-La Crosse (1/1)**

1979-Mike Dee, OF (2)

### **Wisconsin-Oshkosh (3/2)**

1971-Brian Felds, OF (1)  
1972-Brian Felds, OF (2)  
1976-Lee Wyngaard, C (2)

### **Wisconsin-Platteville (1/1)**

1969-Chris Charnish, OF (2)

### **Wisconsin-Stout (2/2)**

1987-Jeff Kloes, C (2)  
1990-Gary Busch, P (2)

### **Yankton (S.D.) (1/1)**

1977-Rick Hatfield, INF (2)

### **York (Neb.) (4/4)**

2006-Jeremy Williams, OF (2)  
2008-John Richards, OF (2)  
2010-Justin Lunday, OF (1)  
2010-Bruce Amende, P (1)

## Awards

### Most Valuable Player

1957	Frank Willis, OF, Rollins (Fla.)
1958	Al Miranda, SS, Sul Ross State (Texas)
1959	Roger Repoz, P/1B, Western Washington
1960	Ray Washburn, P, Whitworth (Wash.)
1961	Larry Crayton, P, East Carolina (N.C.)
1962	Ed Spiezio, 3B, Lewis (Ill.)
1963	Jimmy Dodd, SS, Sam Houston State (Texas)
1964	Frank Ujcich, P, West Liberty State (W.Va.)
1965	Clyde Wright, P, Carson-Newman (Tenn.)
1966	Stuart Young, P, Linfield (Ore.)
1967	Ken Lange, P, Glassboro State (N.J.)
1968	Rich Stonum, P, William Jewell (Mo.)
1969	Steve Barber, P, La Verne (Calif.)
1970	Jeff Peck, 3B, Eastern Michigan
1971	Rob Webb, C, Linfield (Ore.)
1972	Ben Ochoa, P, La Verne (Calif.)
1973	Ken Koske, P, U.S. International (Calif.)
1974	Tom Brennan, P, Lewis (Ill.)
1975	Don Markelz, P, Lewis (Ill.)
1976	Ken Jones, OF, Lewis (Ill.)
1977	Steve Fletcher, P/DH/1B, David Lipscomb (Tenn.)
1978	Keviin Mendon, P, Emporia State (Kan.)
1979	Kal Koenig, P, David Lipscomb (Tenn.)
1980	Jim Gerlach, P, Grand Canyon (Ariz.)
1981	Pete Bethea, C, Grand Canyon (Ariz.)
1982	Pete Bethea, C, Grand Canyon (Ariz.)
1983	David Bulls, P, Lubbock Christian (Texas)
1984	Trace Czyzewski, P, Lewis-Clark State (Idaho)
1985	Tony Dineen, P, Lewis-Clark State (Idaho)
1986	Greg Duce, 1B, Grand Canyon (Ariz.)
1987	Pat Mackey, OF, Lewis-Clark State (Idaho)
1988	Steve Callahan, P, Lewis-Clark State (Idaho)
1989	John NesSmith, C, Lewis-Clark State (Idaho)
1990	Mark Rasmussen, OF, Lewis-Clark State (Idaho)
1991	Greg Umfleet, DH, Lewis-Clark State (Idaho)
1992	Mike Meggers, OF, Mary Hardin-Baylor (Texas)
1993	Ivan Lawler, P/OF, St. Francis (Ill.)
1994	Todd Kirby, P, Kennesaw State (Ga.)
1995	Nic DeLuca, SS, Bellevue (Neb.)
1996	Troy Silva, 1B, Lewis-Clark State (Idaho)
1997	Andy Kalcounos, 3B, Brewton-Parker (Ga.)
1998	Chris Bradshaw, OF, Oklahoma City
1999	Jason Ellison, OF, Lewis-Clark State (Idaho)
2000	Wes Hutchison, P, Lewis-Clark State (Idaho)
2001	Connor Robertson, 3B, Birmingham-Southern (Ala.)
2002	Andy Torres, P, Lewis-Clark State (Idaho)
2003	Marc Kaiser, P, Lewis-Clark State (Idaho)
2004	Donnie Burkhalter, 1B, Cumberland (Tenn.)
2005	Mike Mlotkowski, P, Oklahoma City
2006	Allen Balmer, 3B, Lewis-Clark State (Idaho)
2007	Beau Mills, 3B, Lewis-Clark State (Idaho)
2008	Brian Ward, C, Lewis-Clark State (Idaho)
2009	Will Stramp, OF, Lubbock Christian (Texas)
2010	Kris Miller, OF, Cumberland (Tenn.)
2011	Matt Ivanoff, OF, Concordia (Calif.)

### Golden Glove Award

1968	Terry Childers, Georgia Southern
1969	Paul Baker, Grand Canyon (Ariz.)
1970	Terry Collins, Eastern Michigan
1971	Mike Springer, Linfield (Ore.)
1972	Buddy Harston, David Lipscomb (Tenn.)
1973	Joe Reyes, U.S. International (Calif.)
1974	David Woolley, Sam Houston State (Texas)
1975	Willis Stewart, Sam Houston State (Texas)

1976	Paul Stevens, Lewis (Ill.)
1977	Bob Parsons, David Lipscomb (Tenn.)
1978	Eric Andersen, Lewis-Clark State (Idaho)
1979	None awarded
1980	Ken Weislak, Lewis (Ill.)
1981	Brian Brangi, Winthrop (S.C.)
1982	Tommy Nunez, Grand Canyon (Ariz.)
1983	Dan O'Connor, Lubbock Christian (Texas)
1984	Danny Mickan, Southwestern (Texas)
1985	Brian Thomas, Lewis-Clark State (Idaho)
1986	Greg Duce, Grand Canyon (Ariz.)
1987	Rusty Harris, Lewis-Clark State (Idaho)
1988	John Patterson, Grand Canyon (Ariz.)
1989	Reggie Brown, Lewis-Clark State (Idaho)
1990	Travis Scott, Southeastern Oklahoma
1991	Brandy Bengoechea, Lewis-Clark State (Idaho)
1992	Aaron Gonzalez, Mary Hardin-Baylor (Texas)
1993	Shane Tipton, Cumberland (Tenn.)
1994	Darrell Baggett, Kennesaw State (Ga.)
1995	Monte Marshall, Birmingham-Southern (Ala.)
1996	Allen Jackson, Lewis-Clark State (Idaho)
1997	Mario Najera, California Baptist
1998	Matt Dehner, Oklahoma City
1999	Brandon Mattingly, Albertson (Idaho)
2000	Eric Darjean, Dallas Baptist (Texas)
2001	John Driskill, Birmingham-Southern (Ala.)
2002	Patrick Gonzalez, Albertson (Idaho)
2003	Tyson Arishenkoff, LSU Shreveport (La.)
2004	Denver Kitch, Oklahoma City
2005	Kenny Holmberg, Embry-Riddle (Fla.)
2006	Victor Alvarez, Cumberland (Tenn.)
2007	Mark Thompson, Lewis-Clark State (Idaho)
2008	Brian Bistagne, Lee (Tenn.)
2009	Todd Muecklich, Lewis-Clark State (Idaho)
2010	Kirk Walker, Oklahoma City
2011	Manny Estrada, LSU Shreveport (La.)

### Charles Berry Hustle Award

1969	Mark Halliburton, La Verne (Calif.)
1970	Gerry McBride, Livingston (Ala.)
1971	Rick Beeler, Lewis (Ill.)
1972	Ted Jamison, David Lipscomb (Tenn.)
1973	Gary Graham, Grand Canyon (Ariz.)
1974	Hank Merenda, La Verne (Calif.)
1975	Paul Stevens, Lewis (Ill.)
1976	Frank Trujillo, Emporia State (Kan.)
1977	Tim Burzette, La Verne (Calif.)
1978	Darrell Alexander, Emporia State (Kan.)
1979	Terry Moore, David Lipscomb (Tenn.)
1980	Brian Anderson, Grand Canyon (Ariz.)
1981	Earthell Buckner, Azusa Pacific (Calif.)
1982	Mike Moreno, Lewis-Clark State (Idaho)
1983	Gary Balmer, Lewis-Clark State (Idaho)
1984	Chad Miltenberger, Lewis-Clark State (Idaho)
1985	Lonnie Phillips, Lewis-Clark State (Idaho)
1986	Lonnie Phillips, Lewis-Clark State (Idaho)
1987	Rusty Harris, Lewis-Clark State (Idaho)
1988	Dennis Springenatic, Lewis-Clark State (Idaho)
1989	Greg Vahughns, Lewis-Clark State (Idaho)
1990	Pookie Wilson, Auburn Montgomery (Ala.)
1991	Allen Gum, Southern Arkansas
1992	Paul Wiley, Spring Arbor (Mich.)
1993	Adam Vander Woude, St. Francis (Ill.)
1994	Richard Lopez, Southeastern Oklahoma
1995	Monte Marshall, Birmingham-Southern (Ala.)
1996	David Yates, St. Ambrose (Iowa)
1997	Scott Dapprich, Mount Vernon Nazarene (Ohio)

1998	Brad Casal, Indiana Tech
1999	Brock Lowell, Birmingham-Southern (Ala.)
2000	Ryan Eddy, Indiana Tech
2001	Matt Hellman, Lewis-Clark State (Idaho)
2002	Regan Hagestad, Embry-Riddle (Fla.)
2003	Emerson Frostad, Lewis-Clark State (Idaho)
2004	Donnie Burkhalter, Cumberland (Tenn.)
2005	Joey Dyché, Lewis-Clark State (Idaho)
2006	Justin Fuller, Lewis-Clark State (Idaho)
2007	Zach Evangelho, Lewis-Clark State (Idaho)
2008	Jeremy Hutslar, Lee (Tenn.)
2009	Kurt Steinhauer, Point Loma Nazarene (Calif.)
2010	JJ Costantino, Lee (Tenn.)
2011	Matt Ivanoff, Concordia (Calif.)

### Coach of the Year

1961	Bob Lee, Southern (La.)
1962	Virgil Yelkin, Nebraska-Omaha
1963	J.I. Clements, Georgia Southern
1964	Ray Benge, Sam Houston State (Texas)
1965	Gordon Gillespie, Lewis (Ill.)
1966	Stuart Maynard, Gulford (N.C.)
1967	R.W.E. Jones, Grambling (La.)
1968	Michael Briglia, Glassboro State (N.J.)
1969	Bob Smith, Greenville (Ill.)
1970	Ron Oestrike, Eastern Michigan
1971	Gordon Gillespie, Lewis (Ill.)
1972	Gordon Gillespie, Lewis (Ill.)
1973	Joe Record, Phillips (Okla.)
1974	Russ Tiedmann, Wisconsin-Oshkosh
1975	Bill Brooks, North Carolina-Wilmington
1976	Dave Bingham, Emporia State (Kan.)
1977	Ben Hines, La Verne (Calif.)
1978	Warren Turner, Missouri Southern
1979	Dave Brazell, Grand Canyon (Ariz.)
1980	Dave Brazell, Grand Canyon (Ariz.)
1981	Gil Stafford, Grand Canyon (Ariz.)
1982	Gil Stafford, Grand Canyon (Ariz.)
1983	Ed Cheff, Lewis-Clark State (Idaho)
1984	Dave Bingham, Emporia State (Kan.)
1985	Jim Harp, Dallas Baptist (Texas)
1986	Dave Bingham, Emporia State (Kan.)
1987	Ed Cheff, Lewis-Clark State (Idaho)
1988	John Morrey, Saint Xavier (Ill.)
1989	Rick Jones, Elon (N.C.)
1990	Q.V. Lowe, Auburn Montgomery (Ala.)
1991	Ed Cheff, Lewis-Clark State (Idaho)
1992	Ed Cheff, Lewis-Clark State (Idaho)
1993	Gordie Gillespie, St. Francis (Ill.)
1994	Mike Sansing, Kennesaw State (Ga.)
1995	Mike Evans, Bellevue (Neb.)
1996	Ed Cheff, Lewis-Clark State (Idaho)
1997	Mike Robins, Brewton-Parker (Ga.)
1998	Tim Mooney, Albertson (Idaho)
1999	Ed Cheff, Lewis-Clark State (Idaho)
2000	Sam Riggleman, Dallas Baptist (Texas)
2001	Brian Shoop, Birmingham-Southern (Ala.)
2002	Ed Cheff, Lewis-Clark State (Idaho)
2003	Denny Crabough, Oklahoma City
2004	Hank Burbridge, Spring Arbor (Mich.)
2005	Denny Crabough, Oklahoma City
2006	Woody Hunt, Cumberland (Tenn.)
2007	Sam Riggleman, Spring Arbor (Mich.)
2008	Mark Brew, Lee (Tenn.)
2009	Nathan Blackwood, Lubbock Christian (Texas)
2010	Woody Hunt, Cumberland (Tenn.)
2011	Mike Grahovac, Concordia (Calif.)



## Awards

### Player of the Year

1983	Jim O'Dell, Lewis-Clark State (Idaho)
1984	Rob Amble, Azusa Pacific (Calif.)
1985	Wayne Slocum, South Carolina-Aiken
1986	Kerry Richardson, Lubbock Christian (Texas)
1987	Steve Michael, Emporia State (Kan.)
1988	J.P. Wright, Washburn (Kan.)
1989	David Hocking, Oklahoma Baptist
1990	Chan Yun, Dallas Baptist
1991	Sid Robertson, North Florida
1992	Mike Meggers, Mary Hardin-Baylor (Texas)
1993	Paul Chovanec, St. Francis (Ill.)
1994	Allen Thompson, Oklahoma City
1995	Mike Emerson, Brewton-Parker (Ga.)
1996	Frankie Thompson, Embry-Riddle (Fla.)
1997	Carey Ammons, Southeastern Oklahoma State
1998	Keith Hart, Lubbock Christian (Texas)
1999	Andy Heimbach, Mount Vernon Nazarene (Ohio)
2000	David Burkholder, Grand View (Iowa)
2001	Mario Delgado, Oklahoma City
2002	Paul Bush, Georgia Southwestern State
2003	Jake Ford, Spalding (Ky.)
2004	Ted Ledbetter, Oklahoma City
2005	Nick Klusaw, Oklahoma City
2006	Brian Dinkelman, McKendree (Ill.)
2007	Beau Mills, Lewis-Clark State (Idaho)
2008	Kyle Greene, Lewis-Clark State (Idaho)
2009	Brent Weaver, Oklahoma City
2010	Matt Greener, Cumberland (Tenn.)
2011	Kirk Walker, Oklahoma City

### Hank Burbridge Champions of Character Team

#### Award

2004	Cumberland (Tenn.)
2005	Embry-Riddle (Fla.)
2006	Loyola-New Orleans (La.)
2007	Spring Arbor (Mich.)
2008	Lewis-Clark State (Idaho)
2009	Lubbock Christian (Texas)
2010	Cumberland (Tenn.)
2011	Concordia (Calif.)

### Hank Burbridge Champions of Character Player

#### Award

2004	Eddie Ortega, Cumberland (Tenn.)
2005	Josh Underhill, Cumberland (Tenn.)
2006	Johnny Yiu, British Columbia
2007	Michael Crabtree, Houston Baptist (Texas)
2008	Chris Maloney, Embry-Riddle (Fla.)
2009	Nathan Quesenberry, Campbellsville (Ky.)
2010	Robert Post, Cumberland (Tenn.)
2011	Andrew Brouillette, LSU Shreveport (La.)





# #1 BASEBALL BRAND WORLDWIDE



**OFFICIAL  
BASEBALL OF  
NAIA  
CHAMPIONSHIPS**



RAWLINGS.COM  
FACEBOOK.COM/RAWLINGS  
@RAWLINGSSPORTS

©2012 Rawlings Sporting Goods Company, Inc., a subsidiary of Jarden Corporation (NYSE:JAH) • 1-800-RAWLINGS • rawlings.com